

QUALITY GROWER OF ANNUALS, MUMS, POINSETTIAS, PRE-FINISH PLANTS & ROOTED CUTTINGS



LUCAS GREENHOUSES

Excellence is OUR Standard.

Growing the Very Best

2013/14 CATALOG



NEW!

Sunpatiens for the Summer

The Impatiens Hybrid
that can beat the heat

+PLUS! 1801 ROOT STEPPER PROGRAM | SUMMER SENSATIONS

GREETINGS FROM GEORGE AND LOUISE

As we enter into our 35th year of business, we are extremely thankful for you, our customers! We consider every one of our customers an important part of our success at Lucas Greenhouses. Knowing you have other options, we appreciate that you continue to choose our company year after year. We promise that we will continue to keep up with our reputation for providing the most dependable and comprehensive range of product to help you succeed.

We are also thankful for our dedicated staff! Their attention to details and long hours ensure that we provide excellent, quality product to attract your customers and boost your sales. This dedication was recognized by the industry first in 2009 when we were named "Grower of the Year" and then again, this past year of 2012 when our growing staff received this award a second time. We know that every member of our qualified staff will provide you with outstanding service from order entry, plant production, order pulling, packing, shipping, and delivery!

We are excited about 2013 and the future of our industry. Thank you once again for your continued support. We look forward to continue working with you this coming year and beyond!



TABLE OF CONTENTS

Pansies	3
Flowering Annuals	9
Premium Annuals	24
1801 Root Stepper Program	70
Spring Combinations	71
Summer Sensations	74
Asters	75
Mums	77
Cabbage & Kale	83
Poinsettias	84
Trail Garden	87
BURPEE	88
Pre-Finish Program	96
Rooted Cutting Program	97
How To Order	98
Shipping Information	99
Driving Directions	99

WHAT'S NEW

This year we have welcomed the addition of a 210,000 square foot retractable roof greenhouse! This greenhouse will enhance the quality of our product, by giving us the ability to harden certain crops while protecting them from the elements.

We are also offering an expanded selection of options to help you counter our industry's current Impatiens crisis. First, we have added a new price sensitive size offering in the 306 Handle Pack Tray. Second, we have greatly increased our production numbers in SunPatians, Divine New Guineas, Big Begonias, etc. to help ensure that you will have the best alternatives this spring. We have put together a very comprehensive information sheet on Impatiens Downy Mildew and your replacement options. You can find this on our website www.lucasgreenhouses.com, or you can email us for a copy.

ABBREVIATION KEY

Throughout our catalog you will find many abbreviations for plant descriptions and characteristics.

EXPOSURE

Full Sun
Part Sun
Shade

GROWING HABIT

Mounding = M
Spreading = S
Semi-Trailing = ST
Trailing = T
Upright = U

PLANT CHARACTERISTICS

Attracts Bees = B
Attracts Butterflies = BF
Attracts Hummingbirds = HB
Compact = C
Cut Flower = CF
Dark Green Foliage = DGF
Deer Resistant = DR
Double Flower = DF
Downy Mildew Susceptible = DMS
Drought Tolerant = D^T
Dwarf = DW
Exceptional Downy Mildew Tolerance = DMT
Fancy Leaf = FAN
Floriferous = FL
Fragrant = FR

Frost Tolerant = FT
Great Landscaping Performer = GLP
Green Foliage = GF
Heat Tolerant = H^T
High Level of Winter Hardiness = HLW
Ivy-Zonal Cross = IC
Lightly Spotted Foliage = SF
Mini Flowers = MF
No Deadheading = ND
Overwinters Well = OW
Perennial = P
Petunia-Calibrachoa Cross = PC
Self-Cleaning = SC
Semi Double Flower = SDF
Shade Tolerant = S^T
Single Flower = SF
Spotted Foliage = SPO
Succulent Foliage = SUO
Top Seller = TS
Versatile = Ve
Vigorous = Vi

GARDEN HABITS

Garden Height = GH
Garden Spread = GS

PHOTO CREDITS

Abott-Ipco, Ball Seed, Benary, Corey Lucas, Danielle Fleming, Danziger, Dummen, Ecke, Fides/Oro, Florist, GA Verdegaaal & Zonen, Garden State Bulb, Golden State Bulb, Goldsmith Seeds, Greenheart Farms, Jill Shivers, Proven Winners, Sakata, Selecta, Syngenta Flowers, Tim Moore, Unex

We value your opinion.

Many of the new items we offer each year at Lucas are a result of conversations with our customers. If you have any ideas or questions please feel free to contact us. Thank you for taking the time to view our catalog, we look forward to serving you for years to come!

On the Cover:

Sunpatians line the walkway of a Lucas Greenhouses customer's home.
Photo by Tim Moore



PANSIES

Pansies are the most sold flower in the world and they make for great early spring and fall sales. There are two main types of pansies, clear or pure & faced or blotch. A pansy with a face/blotch features a dark blotch in the center of the flower. Whether you are looking for a pure color, blotched or an eye-catching mix, with over 40 different selections in both the spring and fall, you are sure to find what you want. All the pansy cultivars chosen for production by Lucas Greenhouse over-winter well.

Our pansies are available in two main sizes in the spring & fall, our 804 deep flat and our #6 pot. The 804 deep flat contains 8 cell packs of 4 plants each, giving you a total of 32 plants per tray. This deep flat allows us to give you an abundance of soil volume with each plant. The #6 pot contains 4 plants per pot, giving your customers instant size and color in their gardens. They are sold in solid cases of 6 pots per case.

We also offer a mixed variety of pansies in #11 hanging baskets & #16 oval pots.

If you are a landscaper, you should check out our 1801 custom grow program on page 70. This program allows you to pre-book from a wide range of varieties for the fall.



WHAT'S THE DIFFERENCE?

The Matrix series provides vibrant colors all coming into bloom within a seven-day window. The large 3 to 3.5 in. flowers in this series consist of thick petals on short, sturdy stems to avoid a floppy appearance. Matrix Autumn Blaze Mix is a popular choice in the fall with its combination of Red Wing, Red Blotch, Yellow Blotch & Yellow. An ever-growing favorite is Matrix Morpheus with its vibrant blue cap & yellow lower petals.

The Delta series features mid-size, 2.5 to 3 in. flowers that bloom earlier than most other large flowered pansies. Delta's are extremely uniform and exhibit less stretching for a longer shelf life. Delta Marina is a new offering for Lucas Greenhouses. It features a light blue flower with a white & purple face and Delta True Blue remains one of the most popular colors for the landscape in both spring & fall.

The Dynamite series produces large 3 in. blooms on compact & free flowering plants that bloom from fall through early spring. One of our favorite colors in this series is Dynamite Wine Flash, which is a great color for the fall, exhibiting a combination of maroon, burgundy & yellow blooms with dark centers. Dynamite Silhouette Mix is also a nice mix for fall or spring with its combination of pastel colors.

The Penny series is a line of violas that are very uniform and refuse to stretch under warm conditions. These violas produce dependable over-wintering performance and feature blooms of around ¾ of an in. They are very popular fall choices for landscapers.



Delta Fire

Fall #804's / Fall #6 Pot
Full-Part Sun / M / GH 6 / GS 6-8
Flower Size 2.5-3" / OW
• Red, scarlet & yellow w/ dark center



Delta Lavender Blue Shades

Spring #804's / Spring #6 Pot
Full-Part Sun / M / GH 6 / GS 6-8
Flower Size 2.5-3" / OW
• Shades of light blue to mid lavender & mid to deep blue



Delta Monet Mix

Spring #804's / Spring #6 Pot
Full-Part Sun / M / GH 6 / GS 6-8
Flower Size 2.5-3" / OW
• Mix of lavender blue shades, pink shades, pure rose, pure yellow, and true blue



Delta Orange Blotch

Fall #804's / Fall #6 Pot
Full-Part Sun / M / GH 6 / GS 6-8
Flower Size 2.5-3" / OW
• Orange w/ dark center



Delta Pink Shades

Spring #804's / Spring #6 Pot
Full-Part Sun / M / GH 6 / GS 6-8
Flower Size 2.5-3" / OW
• Mid to dark pink shades w/ dark center



Delta Premium Deep Blue Blotch

Fall #804's / Fall #6 Pot
Full-Part Sun / M / GH 6 / GS 6-8
Flower Size 2.5-3" / OW
• Deep blue w/ dark center



Delta Premium Marina

Spring #804's / Spring #6 Pot
Full-Part Sun / M / GH 6 / GS 6-8
Flower Size 2.5-3" / OW
• Light blue flower w/ white & purple face



Delta Premium Neon Violet

Spring #804's / Spring #6 Pot
Full-Part Sun / M / GH 6 / GS 6-8
Flower Size 2.5-3" / OW
• Neon blue w/ deep violet wings & dark center



Delta Premium Persian Medley

Spring & Fall #804's / Spring & Fall #6 Pot
Full-Part Sun / M / GH 6 / GS 6-8
Flower Size 2.5-3" / OW
• Mix of lush plum, purple, and golden tones



Delta Premium Pure Primrose

Fall #804's / Fall #6 Pot
Full-Part Sun / M / GH 6 / GS 6-8
Flower Size 2.5-3" / OW
• Clear pale or soft yellow



Delta Premium Pure Violet

Spring & Fall #804's / Spring & Fall #6 Pot
Full-Part Sun / M / GH 6 / GS 6-8
Flower Size 2.5-3" / OW
• Clear deep violet



Delta Premium Pure Yellow

Fall #804's / Fall #6 Pot
Full-Part Sun / M / GH 6 / GS 6-8
Flower Size 2.5-3" / OW
• Clear bright yellow



Delta Premium Red Blotch

Fall #804's / Fall #6 Pot
Full-Part Sun / M / GH 6 / GS 6-8
Flower Size 2.5-3" / OW
• Scarlet w/ dark center



Delta Premium Rose Blotch

Fall #804's
Full-Part Sun / M / GH 6 / GS 6-8
Flower Size 2.5-3" / OW
• Deep rose w/ dark center



Delta Premium Tapestry

Spring & Fall #804's / Fall #6 Pot
Full-Part Sun / M / GH 6 / GS 6-8
Flower Size 2.5-3" / OW
• Mix of rose, pink, apricot, cream shades, w/ dark centers



Delta Premium True Blue Imp.

Fall #804's / Fall #6 Pot
Full-Part Sun / M / GH 6 / GS 6-8
Flower Size 2.5-3" / OW
• Clear mid blue



**Delta
Premium White Blotch**

Fall #804's / Fall #6 Pot
Full-Part Sun / M / GH 6 / GS 6-8
Flower Size 2.5-3" / OW
• White w/ dark center



**Delta
Premium Yellow Blotch**

Fall #804's / Fall #6 Pot
Full-Part Sun / M / GH 6 / GS 6-8
Flower Size 2.5-3" / OW
• Bright yellow w/ dark center



**Delta
Pure Red**

Fall #804's / Fall #6 Pot
Full-Part Sun / M / GH 6 / GS 6-8
Flower Size 2.5-3" / OW
• Deep red w/ dark whiskers



**Delta
Tricolor Mix**

Fall #804's / Fall #6 Pot
Full-Part Sun / M / GH 6 / GS 6-8
Flower Size 2.5-3" / OW
• Clear mix of light blue, lemon, violet



**Dynamite
Beacon Blue**

Spring #804's
Full-Part Sun / M / GH 5-6 / GS 6
Flower Size 3" / OW
• White upper cap, blue lower petal



**Dynamite
Lavender**

Fall #804's / Fall #6 Pot
Full-Part Sun / M / GH 5-6 / GS 6
Flower Size 3" / OW
• Shades of lavender w/ darker lavender center



**Dynamite
Purple**

Fall #804's / Fall #6 Pot
Full-Part Sun / M / GH 5-6 / GS 6
Flower Size 3" / OW
• Clear purple



**Dynamite
Silhouette Mix**

Spring & Fall #804's / Spring #6 Pot
Full-Part Sun / M / GH 5-6 / GS 6
Flower Size 3" / OW
• Mix of pastel lavender, cream, pink



**Dynamite
Strawberry**

Spring #804's / Spring #6 Pot
Full-Part Sun / M / GH 5-6 / GS 6
Flower Size 3" / OW
• Deep rose flower w/ white-cream highlights



**Dynamite
Wine Flash**

Fall #804's / Fall #6 Pot
Full-Part Sun / M / GH 5-6 / GS 6
Flower Size 3" / OW
• Blooms are maroon, burgundy, yellow w/ dark centers



**Dynamite
Yellow**

Fall #804's / Fall #6 Pot
Full-Part Sun / M / GH 5-6 / GS 6
Flower Size 3" / OW
• Clear yellow



Halloween 2

Fall #804's / Fall #6 Pot
Full-Part Sun / M / GH 6-8 / GS 8-10
Flower Size 2" / OW
• Clear black



**Matrix
Autumn Blaze Mix**

Fall #804's / Fall #6 Pot
Full-Part Sun / M / GH 8 / GS 8-10
Flower Size 3-3.5" / OW
• Mix of red wing, red blotch, yellow blotch, yellow



**Matrix
Blotch Mix**

Spring & Fall #804's / Spring & Fall #6 Pot
Full-Part Sun / M / GH 8 / GS 8-10
Flower Size 3-3.5" / OW
• Mix of all Matrix colors w/ face.





**Matrix
Blue Blotch**

Spring & Fall #804's / Spring & Fall #6 Pot
Full-Part Sun / M / GH 8 / GS 8-10
Flower Size 3-3.5" / OW
• Rich, royal blue w/ dark center



**Matrix
Blue Frost**

Spring #804's
Full-Part Sun / M / GH 8 / GS 8-10
Flower Size 3-3.5" / OW
• White w/ dark center, frosty blue edging



**Matrix
Citrus Mix**

Spring & Fall #804's / Spring & Fall #6 Pot
Full-Part Sun / M / GH 8 / GS 8-10
Flower Size 3-3.5" / OW
• Mix of orange, white, primrose, yellow



**Matrix
Clear Mix**

Spring & Fall #804's / Spring & Fall #6 Pot
Full-Part Sun / M / GH 8 / GS 8-10
Flower Size 3-3.5" / OW
• Mix of clear light blue, orange, primrose, purple, rose, white, yellow



**Matrix
Coastal Sunrise Mix**

Spring & Fall #804's / Spring & Fall #6 Pot
Full-Part Sun / M / GH 8 / GS 8-10
Flower Size 3-3.5" / OW
• Mix of ocean, rose blotch, sunrise



**Matrix
Deep Blue Blotch**

Spring 804's / Spring #6 Pot
Full-Part Sun / M / GH 8 / GS 8-10
Flower Size 3-3.5" / OW
• Deep blue w/ dark center



**Matrix
Deep Orange**

Spring 804's / Spring #6 Pot
Full-Part Sun / M / GH 8 / GS 8-10
Flower Size 3-3.5" / OW
• Clear deep orange



**Matrix
Harvest Mix**

Fall 804's / Fall #6 Pot
Full-Part Sun / M / GH 8 / GS 8-10
Flower Size 3-3.5" / OW
• Clear mix of yellow, purple, orange



**Matrix
Lemon**

Spring 804's / Spring #6 Pot
Full-Part Sun / M / GH 8 / GS 8-10
Flower Size 3-3.5" / OW
• Clear light yellow



**Matrix
Morpheus**

Spring & Fall #804's / Spring & Fall #6 Pot
Full-Part Sun / M / GH 8 / GS 8-10
Flower Size 3-3.5" / OW
• Vibrant blue cap w/ yellow lower petals, blue whiskers



**Matrix
Ocean**

Spring & Fall #804's / Spring & Fall #6 Pot
Full-Part Sun / M / GH 8 / GS 8-10
Flower Size 3-3.5" / OW
• Light lavender to mid blue w/ dark center



**Matrix
Ocean Breeze Mix**

Spring & Fall #804's / Spring #6 Pot
Full-Part Sun / M / GH 8 / GS 8-10
Flower Size 3-3.5" / OW
• Mix of blue frost, deep blue blotch, ocean, white blotch



**Matrix
Orange**

Fall #804's / Fall #6 Pot
Full-Part Sun / M / GH 8 / GS 8-10
Flower Size 3-3.5" / OW
• Clear orange



**Matrix
Purple**

Spring & Fall #804's / Spring & Fall #6 Pot
Full-Part Sun / M / GH 8 / GS 8-10
Flower Size 3-3.5" / OW
• Clear deep purple



**Matrix
Red Blotch**

Spring #804's / Spring #6 Pot
Full-Part Sun / M / GH 8 / GS 8-10
Flower Size 3-3.5" / OW
• Scarlet red w/ dark center



**Matrix
Red Wing**

Spring & Fall #804's / Spring & Fall #6 Pot
Full-Part Sun / M / GH 8 / GS 8-10
Flower Size 3-3.5" / OW
• Dark red cap w/ yellow lower petals, dark center



**Matrix
Red/White/Blue Mix**

Spring #804's / Spring #6 Pot
Full-Part Sun / M / GH 8 / GS 8-10
Flower Size 3-3.5" / OW
• Clear mix of true blue, white and scarlet



**Matrix
Rose**

Spring #804's / Spring #6 Pot
Full-Part Sun / M / GH 8 / GS 8-10
Flower Size 3-3.5" / OW
• Clear deep rose



**Matrix
Rose Blotch**

Spring #804's / Spring #6 Pot
Full-Part Sun / M / GH 8 / GS 8-10
Flower Size 3-3.5" / OW
• Light rose to rose blooms w/ dark center; some bloom cream w/ rose cap



**Matrix
Sangria**

Spring #804's
Full-Part Sun / M / GH 8 / GS 8-10
Flower Size 3-3.5" / OW
• Shades of wine w/ variations of yellow halo around dark center



**Matrix
Scarlet**

Spring #804's / Spring #6 Pot
Full-Part Sun / M / GH 8 / GS 8-10
Flower Size 3-3.5" / OW
• Clear scarlet red



**Matrix
Sunrise**

Fall #804's / Fall #6 Pot
Full-Part Sun / M / GH 8 / GS 8-10
Flower Size 3-3.5" / OW
• Mix of peach, yellow, rose shades w/ dark center



**Matrix
Tricolor Mix**

Spring #804's / Spring #6 Pot
Full-Part Sun / M / GH 8 / GS 8-10
Flower Size 3-3.5" / OW
• Clear mix of lemon, true blue, purple



**Matrix
True Blue**

Spring & Fall #804's / Spring & Fall #6 Pot
Full-Part Sun / M / GH 8 / GS 8-10
Flower Size 3-3.5" / OW
• Clear mid blue



**Matrix
White**

Spring & Fall #804's / Spring & Fall #6 Pot
Full-Part Sun / M / GH 8 / GS 8-10
Flower Size 3-3.5" / OW
• Clear White



**Matrix
White Blotch**

Spring #804's / Spring #6 Pot
Full-Part Sun / M / GH 8 / GS 8-10
Flower Size 3-3.5" / OW
• White w/ dark center



**Matrix
Yellow**

Spring & Fall #804's / Spring & Fall #6 Pot
Full-Part Sun / M / GH 8 / GS 8-10
Flower Size 3-3.5" / OW
• Clear, bright yellow



**Matrix
Yellow Blotch**

Spring & Fall #804's / Spring & Fall #6 Pot
Full-Part Sun / M / GH 8 / GS 8-10
Flower Size 3-3.5" / OW
• Bright yellow w/ dark center



**Panola
Halloween Mix**

Fall 804's / Fall #6 Pot
Full-Part Sun / M / GH 6-8 / GS 8-10
Flower Size 2" / OW
• Clear mix of orange, black



**Skyline
Copperfield**

Spring & Fall #804's / Fall #6 Pot
Full-Part Sun / M / GH 4-6 / GS 6
Flower Size 2.5-3" / OW
• Mix of apricot, orange, bronze, primrose, rose, all w/ dark centers



**Penny
Citrus Mix**

Spring & Fall #804's / Spring & Fall #6 Pot
Full-Part Sun / M / GH 4-6 / GS 4-6
Flower Size 1" / OW
• Mix of cream, orange, primrose, yellow, yellow frost



**Penny
Harvest Mix**

Spring & Fall #804's / Spring & Fall #6 Pot
Full-Part Sun / M / GH 4-6 / GS 4-6
Flower Size 1" / OW
• Mix of orange, orange jump-up, violet, violet flare



Penny Jump Up Mix

Spring & Fall #804's / Spring & Fall #6 Pot
 Full-Part Sun / M / GH 4-6 / GS 4-6
 Flower Size 1" / OW
 • Mix of penny jump up varieties orange, peach, white, yellow



Penny Lane Mix

Spring #804's / Spring #6 Pot
 Full-Part Sun / M / GH 4-6 / GS 4-6
 Flower Size 1" / OW
 • Mix of most penny colors



Penny Winter Mix

Fall 804's / Fall #6 Pot
 Full-Part Sun / M / GH 4-6 / GS 4-6
 Flower Size 1" / OW
 • Mix of azure wing, blue, cream



Cool Wave Mix

Spring #10 HB & #16 Oval Pot / #10 HB & #16 Oval Pot
 Full-Part Sun / S / GH 6-8 / GS 24-30
 Flower Size 2" / OW
 • Mix of violet wing, white, frost, yellow, lemon

AT EASTER WE OFFER:

HYACINTHS

- #4.5 Pot – 1 Bloom
- #6 Pot – 3 Blooms
- #8 Pot – 5 Blooms
- #10 Pot – 8 Blooms

DAFFODILS

- #4.5 Pot Mini's – 3 Blooms
- #6 Pot Mini's – 5-6 Blooms
- #6 Pot Std – 5-6 Blooms
- #8 Pot Std – 8-9 Blooms

TULIPS

- #4.5 Pot – 3 Blooms
- #6 Pot – 5-6 Blooms
- #8 Pot – 8-9 Blooms
- #10 Pot – 12-14 Blooms

EASTER LILLIES

- #6 Pot – 4 Blooms

FORCED MUMS

- #6 Pot



FLOWERING ANNUALS

Whether you are a professional landscaper or a garden center, Lucas Greenhouses is the place to go for a full line of best-selling annuals. Grown in our state-of-the-art facilities, the annuals we have selected will give your customers terrific results in their gardens and landscape. Encourage your customers to add annuals to their gardens to supply them with versatility and an array of color all season long.

With well-over 200 standard annuals available in five different sizes, your customers will have unlimited choices. Our collection includes all the tried and true varieties that you are familiar with plus newer introductions that are helping move the industry forward. The most popular size is still our 804 bedding flat containing 8 cell packs of 4 plants each, for a total of 32 plants. We also offer them in our #4.5 pot. The #4.5 pot is very popular among landscapers, and many garden centers have discovered great profit potential with this size. The #4.5 pot is sold in solid cases of 12 and the pot is black, so that it can easily be distinguished at checkout from our Premium Annuals which are grown in a green pot. For late season sales, we offer annuals in our #6 pot, providing

your customers the size and color they need to get through the summer. The #6 pot comes with 3 to 4 plants per pot, depending on variety, and is sold in solid cases of 6.

For the first time in 2013, we will be offering a select group of our standard annuals in 306 handle pack trays & our 1801 root stepper tray. The 306 tray has 3 handled packs with 6 plants each inside. Our root stepper tray contains 18 individual plants with no individual pots to clean up.

We do offer a custom grow program for our annuals. Many landscapers have chosen to take advantage of this program to ensure the colors and quantities of the plants they need, when they need them. You can learn more about this program on page 70.



**Ageratum
Hawaii Blue 5.0**
804's / #4.5 Pot / #6 Pot / 306 HP
Full Sun / M / GH 6 / GS 6-8
D⁺ / H⁺ / BF / C / DR / GLP
• Fuzzy Mid-blue flowers



**Alyssum
Easter Bonnet Basket Mix**
804's
Full Sun / S / GH 4-6 / GS 10-12
FR / C / BF / HB / B
• Pastel mix of deep pink, violet, deep rose



**Alyssum
Easter Bonnet Deep Pink**
804's / #4.5 Pot
Full Sun / S / GH 4-6 / GS 10-12
FR / C / BF / HB / B
• Rose-pink



**Alyssum
Easter Bonnet Violet**
804's / #4.5 Pot
Full Sun / S / GH 4-6 / GS 10-12
FR / C / BF / HB / B
• Deep purple



**Alyssum
Easter Bonnet White**
804's / #4.5 Pot
Full Sun / S / GH 4-6 / GS 10-12
FR / C / BF / HB / B
• Pure white w/ green eye



**Alyssum
Snow Crystals**
#4.5 Pot
Full Sun / S / GH 6-10 / GS 12-14
FR / C / BF / HB / B
• Pure white



**Begonia
Bada Boom Rose Imp.**
804's
Full-Part Sun / M / GH 8-10 / GS 6-8
H⁺ / S⁺
• Rose flower on bronze foliage



**Begonia
Harmony Mix**
804's / #4.5 Pot
Full-Part Sun / M / GH 6-8 / GS 6-8
C / H⁺ / S⁺
• Mix of pink, scarlet, white on bronze foliage



**Begonia
Harmony Pink**
804's / #4.5 Pot / #6 Pot / 306 HP
Full-Part Sun / M / GH 6-8 / GS 6-8
C / H¹ / S¹
• Pink flower on bronze foliage



**Begonia
Harmony Scarlet**
804's / #4.5 Pot / #6 Pot / 306 HP
Full-Part Sun / M / GH 6-8 / GS 6-8
C / H¹ / S¹
• Scarlet-red flower on bronze foliage



**Begonia
Harmony White**
804's / #4.5 Pot / #6 Pot / 306 HP
Full-Part Sun / M / GH 6-8 / GS 6-8
C / H¹ / S¹
• White flower on bronze foliage



**Begonia
Prelude Mix**
804's / #4.5 Pot
Full-Part Sun / M / GH 6-8 / GS 6-8
C / H¹ / S¹
• Mix of pink, rose, scarlet, white on green foliage



**Begonia
Prelude Pink**
804's / #4.5 Pot
Full-Part Sun / M / GH 6-8 / GS 6-8
C / H¹ / S¹
• Pink flower on green foliage



**Begonia
Prelude Rose**
804's / #4.5 Pot / #6 Pot / 306 HP
Full-Part Sun / M / GH 6-8 / GS 6-8
C / H¹ / S¹
• Rose flower on green foliage



**Begonia
Prelude Scarlet**
804's / #4.5 Pot / #6 Pot / 306 HP
Full-Part Sun / M / GH 6-8 / GS 6-8
C / H¹ / S¹
• Scarlet-Red flower on green foliage



**Begonia
Prelude White**
804's / #4.5 Pot / #6 Pot / 306 HP
Full-Part Sun / M / GH 6-8 / GS 6-8
C / H¹ / S¹
• White flower on green foliage



**Celosia
Amigo Mix**
804's
Full Sun / U / GH 5-6 / GS 4-6
H¹ / D¹ / C / DR / ND
• Mix of magenta, mahogany red, neon rose, yellow



**Celosia
Fresh Look Mix**
804's / #6 Pot
Full Sun / U / GH 14 / GS 12
H¹ / D¹ / DR / ND / Vi
• Mix of gold, yellow, orange, red plumes



**Celosia
Fresh Look Orange**
804's / #4.5 Pot
Full Sun / U / GH 14 / GS 12
H¹ / D¹ / DR / ND / Vi
• Peachy-orange plumes



**Celosia
Fresh Look Red**
804's / #4.5 Pot / #6 Pot
Full Sun / U / GH 14 / GS 12
H¹ / D¹ / DR / ND / Vi
• Bright red plumes



**Celosia
Fresh Look Yellow**
804's / #4.5 Pot / #6 Pot
Full Sun / U / GH 14 / GS 12
H¹ / D¹ / DR / ND / Vi
• Yellow plumes



**Cleome
Sparkler Mix**
#6 Pot
Full Sun / U / GH 36-48 / GS 16-18
FR / H¹ / BF / HB
• Mix of blush, lavender, rose, white



**Coleus
Black Dragon**
804's / #4.5 Pot
Part-Sun, Shade / M-U / GH 12-14 / GS 10-12
H¹ / S¹ / C / DR
• Red leaves w/ black-purple edges



Coleus Wizard Mix
 #804's / #4.5 Pot / #6 Pot
 Part-Sun, Shade / M-U / GH 12-14 / GS 10-12
 C / H¹ / S¹ / C / DR / GLP
 • Mix of 12 different Wizard varieties



Coleus Wizard Mosaic
 #804's
 Part-Sun, Shade / M-U / GH 12-14 / GS 10-12
 H¹ / S¹ / C / DR / GLP
 • Bright green leaves with a splash of red, cream



Coleus Wizard Sun Golden
 #804's
 Part-Sun, Shade / M-U / GH 12-14 / GS 10-12
 C / H¹ / S¹ / DR / GLP
 • Golden yellow



Coleus Wizard Sun Sunset
 #804's
 Part-Sun, Shade / M-U / GH 12-14 / GS 10-12
 C / H¹ / S¹ / DR / GLP
 • Bronze w/ cream edging



Coleus Wizard Sun Velvet Red
 804's
 Part-Sun, Shade / M-U / GH 12-14 / GS 10-12
 C / H¹ / S¹ / DR / GLP
 • Deep red w/ cream edging



Cosmos Sonata Carmine
 804's
 Full Sun / U / GH 20-24 / GS 12-14
 H¹ / D¹ / DR / BF / CF
 • Red-purple w/ golden yellow eye



Cosmos Sonata Mix
 804's / #6 Pot
 Full Sun / U / GH 20-24 / GS 12-14
 H¹ / D¹ / DR / BF / CF
 • Mix of lilac, red shades, pink, white



Cosmos Cosmic Orange
 804's
 Full Sun / U / GH 12 / GS 12-18
 H¹ / D¹ / DR / BF / SDF
 • Bright orange



Cosmos Cosmic Yellow
 804's
 Full Sun / U / GH 12 / GS 12-18
 H¹ / D¹ / DR / BF / SDF
 • Yellow



Dahlia Figaro Mix
 804's / #6 Pot
 Full-Part Sun / M-U / GH 14-18 / GS 10-12
 C / SDF / DF
 • Mix of orange, red, violet, white, yellow



Dianthus Floral Lace Hearts of Fire
 804's
 Full-Part Sun / U / GH 8-10 / GS 8-10
 C / BF
 • Mix of red, white solids and picotees



Dianthus Floral Lace Merlot Mix
 804's
 Full-Part Sun / U / GH 8-10 / GS 8-10
 C / BF
 • Mix of lavender, burgundy shades



Dianthus Floral Lace Rose
 804's / #4.5 Pot
 Full-Part Sun / U / GH 8-10 / GS 8-10
 C / BF
 • Rose, white bi-color



Dianthus Floral Lace Violet
 804's / #4.5 Pot
 Full-Part Sun / U / GH 8-10 / GS 8-10
 C / BF
 • Violet



Dusty Miller Silver Dust
 804's / #4.5 Pot / #6 Pot
 Full-Part Sun / M / GH 10-12 / GS 10
 H¹ / D¹ / DR / GLP
 • Silvery white oak-shaped foliage



Gazania New Day Mix
 #4.5 Pot / #6 Pot
 Full Sun / M / GH 8-10 / GS 6-8
 H¹ / D¹ / C / BF
 • Mix of red stripe, rose stripe, garden sun, bronze



**Gazania
New Day Yellow**

#4.5 Pot
Full Sun / M / GH 8-10 / GS 6-8
S¹ / D¹ / C / BF
• Bright yellow w/ dark brown center rim



**Hypoestes
Confetti Pink**

804's
Part-Sun, Shade / M-U / GH 4-8 / GS 4-6
S¹ / V / C / DR
• Dark green foliage spotted w/ pink



**Hypoestes
Confetti Red**

804's
Part-Sun, Shade / M-U / GH 4-8 / GS 4-6
S¹ / V / C / DR
• Dark green foliage spotted w/ red



**Hypoestes
Confetti Rose**

804's
Part-Sun, Shade / M-U / GH 4-8 / GS 4-6
S¹ / V / C / DR
• Dark green foliage spotted w/ rose



**Hypoestes
Confetti White**

804's
Part-Sun, Shade / M-U / GH 4-8 / GS 4-6
S¹ / V / C / DR
• Dark green foliage spotted w/ white



**Impatiens
Dazzler Merlot Mix**

804's / #4.5 Pot
Part-Sun, Shade / M-U / GH 9-11 / GS 13-15
S¹ / BF / DMS
• Mix of lilac splash, burgundy, bright eye



**Impatiens
Dazzler Pink**

804's
Part-Sun, Shade / M-U / GH 9-11 / GS 13-15
S¹ / BF / DMS
• Clear pink w/ darker eye



**Impatiens
Super Elfin Bright Orange XP**

804's / #4.5 Pot
Part-Sun, Shade / M-U / GH 8-10 / GS 12-14
S¹ / BF / DMS
• Bright orange



**Impatiens
Super Elfin Lavender**

804's
Part-Sun, Shade / M-U / GH 8-10 / GS 12-14
S¹ / BF / DMS
• True lavender w/ pink eye



**Impatiens
Super Elfin Mix**

804's
Part-Sun, Shade / M-U / GH 8-10 / GS 12-14
S¹ / BF / DMS
• Mix of all Super Elfin colors



**Impatiens
Super Elfin Pink XP**

#4.5 Pot
Part-Sun, Shade / M-U / GH 8-10 / GS 12-14
S¹ / BF / DMS
• Bright pink w/ darker pink eye



**Impatiens
Super Elfin Punch XP**

804's
Part-Sun, Shade / M-U / GH 8-10 / GS 12-14
S¹ / BF / DMS
• Punch



**Impatiens
Super Elfin Red XP**

804's / #4.5 Pot
Part-Sun, Shade / M-U / GH 8-10 / GS 12-14
S¹ / BF / DMS
• True red



**Impatiens
Super Elfin Rose XP**

804's / #4.5 Pot
Part-Sun, Shade / M-U / GH 8-10 / GS 12-14
S¹ / BF
• Rose-pink



**Impatiens
Super Elfin Salmon XP**

804's / #4.5 Pot
Part-Sun, Shade / M-U / GH 8-10 / GS 12-14
S¹ / BF
• Salmon-pink



**Impatiens
Super Elfin Violet XP**

804's / #4.5 Pot
Part-Sun, Shade / M-U / GH 8-10 / GS 12-14
S¹ / BF / DMS
• Rich violet



**Impatiens
Super Elfin White XP**

804's / #4.5 Pot
Part-Sun, Shade / M-U / GH 8-10 / GS 12-14
S¹ / BF / DMS
• Pure white



**Lobelia
Riviera Midnight Blue**

804's / #4.5 Pot
Full-Part Sun / M / GH 5 / GS 8
Compact
• Dark blue w/ white eye on bronze foliage



**Lobelia
Riviera Rose**

#4.5 Pot
Full-Part Sun / M / GH 5 / GS 8
Compact
• Magenta pink w/ white eye



**Lobelia
Riviera Sky Blue**

#4.5 Pot
Full-Part Sun / M / GH 5 / GS 8
Compact
• Sky blue w/ white eye



**Lobelia
Riviera Springtime Blues Mix**

804's
Full-Part Sun / M / GH 5 / GS 8
Compact
• Mix of blue shades w/ touch of rose



**Lobelia
Riviera White**

804's
Full-Part Sun / M / GH 5 / GS 8
Compact
• Pure white



**Marigold
Antigua Orange**

804's / #4.5 Pot / #6 Pot / 306 HP
Full Sun / U / GH 12-16 / GS 10-12
H¹ / FR / BF / B / DR / DF
• True orange pompon blooms



MARIGOLDS

What's the Difference?

Antigua – Type = African - Flower Form = Fully Double

Disco – Type = French – Flower Form = Single

Durango – Type = French – Flower Form = Anemone

Little Devil Fire – Type = French – Flower Form = Crested

Janie - Type = French - Flower Form = Crested



**Marigold
Antigua Primrose**

804's
Full Sun / U / GH 12-16 / GS 10-12
H¹ / FR / BF / B / DR / DF
• Pale yellow pompon blooms



**Marigold
Antigua Yellow**

804's / #4.5 Pot / #6 Pot / 306 HP
Full Sun / U / GH 12-16 / GS 10-12
H¹ / FR / BF / B / DR / DF
• Clear yellow pompon blooms



**Marigold
Disco Mix**

804's / #6 Pot
Full Sun / U / GH 10-12 / GS 6-8
H¹ / FR / BF / B / DR
• Mix of red, yellow, orange bi-colors



**Marigold
Durango Bolero**

804's / #4.5 Pot / #6 Pot
Full Sun / U / GH 10-12 / GS 6-8
H¹ / FR / BF / B / DR



**Marigold
Durango Orange**

#4.5 Pot / 306 HP
Full Sun / U / GH 10-12 / GS 6-8
H¹ / FR / BF / B / DR
• Bright orange anemone flowers



**Marigold
Durango Red**

804's / #4.5 Pot / #6 Pot
Full Sun / U / GH 10-12 / GS 6-8
H¹ / FR / BF / B / DR
• Red



**Marigold
Durango Yellow**

#4.5 Pot / 306 HP
Full Sun / U / GH 10-12 / GS 6-8
H¹ / FR / BF / B / DR
• Dark yellow anemone flowers



**Marigold
Janie Bright Yellow**

804's / #4.5 Pot / #6 Pot
Full Sun / U / GH 8-10 / GS 6-8
H¹ / FR / BF / B / DR / DF
• True yellow w/ small mahogany eye



**Marigold
Janie Deep Orange**

804's / #4.5 Pot / #6 Pot
Full Sun / U / GH 8-10 / GS 6-8
H¹ / FR / BF / B / DR / DF
• Deep orange



**Marigold
Janie Flame**

804's / #6 Pot
Full Sun / U / GH 8-10 / GS 6-8
H¹ / FR / BF / B / DR / DF
• Red, yellow bi-color



**Marigold
Little Devil Fire**

804's
Full Sun / U / GH 8-10 / GS 6-8
H¹ / FR / BF / B / DR / DF
• Yellow, red bi-color



**Melampodium
Million Gold**

804's / #4.5 Pot / #6 Pot
Full Sun / M / GH 10 / GS 10-12
H¹ / ND
• Golden yellow daisy flowers



**Nicotiana
Starmaker Appleblossom**

804's / #4.5 Pot
Full-Part Sun / U / GH 12 / GS 10
H¹ / C / BF / HB / FR
• Pale pink trumpet flowers



**Nicotiana
Starmaker Bright Red**

804's / #4.5 Pot
Full-Part Sun / U / GH 12 / GS 10
H¹ / C / BF / HB / FR
• Dark red trumpet flowers



**Nicotiana
Starmaker Deep Lime**

804's / #4.5 Pot
Full-Part Sun / U / GH 12 / GS 10
H¹ / C / BF / HB / FR
• Light yellow trumpet flowers



Nicotiana Starmaker White
 #4.5 Pot
 Full-Part Sun / U / GH 12 / GS 10
 H¹ / C / BF / HB / FR
 • White trumpet flowers



Pentas Graffiti Pink
 #4.5 Pot
 Full Sun / M / GH 12 / GS 24
 H¹ / BF / HB / B
 • Bright pink star-shaped flowers



Pentas Graffiti Red
 #4.5 Pot
 Full Sun / M / GH 12 / GS 24
 H¹ / BF / HB / B
 • Bright red star-shaped flowers



Pentas Graffiti Violet
 #4.5 Pot
 Full Sun / M / GH 12 / GS 24
 H¹ / BF / HB / B
 • Deep magenta-violet star-shaped flowers



Pentas Graffiti White
 #4.5 Pot
 Full Sun / M / GH 12 / GS 24
 H¹ / BF / HB / B
 • Pure white star-shaped flowers



Petunia Picobella Blue
 #4.5 Pot
 Full-Part Sun / M / GH 8-10 / GS 8-10
 Flower Size 1-1/2-2" / FT / C / BF / HB / B
 • Deep blue mini flowers



Petunia Picobella Red
 #4.5 Pot
 Full-Part Sun / M / GH 8-10 / GS 8-10
 Flower Size 1-1/2-2" / FT / C / BF / HB / B
 • Dark red mini flowers



Petunia Picobella Rose
 #4.5 Pot
 Full-Part Sun / M / GH 8-10 / GS 8-10
 Flower Size 1-1/2-2" / FT / C / BF / HB / B
 • Bright rose mini flowers



Petunia Madness Burgundy
 804's
 Full-Part Sun / M-U / GH 10-15 / GS 10-12
 Flower Size 3" / FT / C / BF / HB / B
 • Burgundy w/ dark veins



Petunia Madness Merlot Mix
 804's
 Full-Part Sun / M-U / GH 10-15 / GS 10-12
 Flower Size 3" / FT / C / BF / HB / B
 • Mix of white, burgundy, lavender shades



Petunia Madness Midnight
 804's
 Full-Part Sun / M-U / GH 10-15 / GS 10-12
 Flower Size 3" / FT / C / BF / HB / B
 • Deep blue



Petunia Madness Total Mix
 804's
 Full-Part Sun / M-U / GH 10-15 / GS 10-12
 Flower Size 3" / FT / C / BF / HB / B
 • Mix of 13 different Madness colors



Petunia Madness Moonlight Mix
 804's
 Full-Part Sun / M-U / GH 10-15 / GS 10-12
 Flower Size 3" / FT / C / BF / HB / B
 • Mix of lavender glow, lilac, yellow



Petunia Madness Pink
 804's
 Full-Part Sun / M-U / GH 10-15 / GS 10-12
 Flower Size 3" / FT / C / BF / HB / B
 • Deep pink



Petunia Madness Plum
 804's
 Full-Part Sun / M-U / GH 10-15 / GS 10-12
 Flower Size 3" / FT / C / BF / HB / B
 • Plum w/ darker plum veins



Petunia Madness Red
 804's
 Full-Part Sun / M-U / GH 10-15 / GS 10-12
 Flower Size 3" / FT / C / BF / HB / B
 • Bright red

PETUNIAS

What's the Difference?

Picobella (Miliflora) = Mini Blooms

Madness (Floribunda) = Medium Blooms

Dreams (Grandiflora) = Large Blooms





Petunia Madness Rose
804's
Full-Part Sun / M-U / GH 10-15 / GS 10-12
Flower Size 3" / FT / C / BF / HB / B
• Hot rose w/ white center



Petunia Madness Royal
804's
Full-Part Sun / M-U / GH 10-15 / GS 10-12
Flower Size 3" / FT / C / BF / HB / B
• Deep purple



Petunia Madness Spring
804's
Full-Part Sun / M-U / GH 10-15 / GS 10-12
Flower Size 3" / FT / C / BF / HB / B
• Pale salmon w/ darker veins



Petunia Madness Sugar
804's
Full-Part Sun / M-U / GH 10-15 / GS 10-12
Flower Size 3" / FT / C / BF / HB / B
• Orchid w/ darker veins



Petunia Madness Waterfall Mix
804's
Full-Part Sun / M-U / GH 10-15 / GS 10-12
Flower Size 3" / FT / C / BF / HB / B
• Mix of lilac, magenta, royal, white



Petunia Madness White
804's
Full-Part Sun / M-U / GH 10-15 / GS 10-12
Flower Size 3" / FT / C / BF / HB / B
• Clear white



Petunia Ball Mixer: Stars & Stripes
804's / #6 Pot
Full-Part Sun / M-U / GH 10-15 / GS 10-12
Flower Size 3" / FT / C / BF / HB / B
• Mix of red, blue, white in both solids & stars



Petunia Dreams Appleblossom
804's
Full-Part Sun / M-U / GH 10-15 / GS 10-12
Flower Size up to 4" / FT / BF / HB / B
• Pale pink w/ light yellow eye



Petunia Dreams Burgundy
804's / #4.5 Pot / #6 Pot
Full-Part Sun / M-U / GH 10-15 / GS 10-12
Flower Size up to 4" / FT / BF / HB / B
• Burgundy w/ darker veins



Petunia Dreams Burgundy Picotee
804's
Full-Part Sun / M-U / GH 10-15 / GS 10-12
Flower Size up to 4" / FT / BF / HB / B
• Burgundy w/ wide white edge



Petunia Dreams Midnight
804's / #4.5 Pot / #6 Pot / 306 HP
Full-Part Sun / M-U / GH 10-15 / GS 10-12
Flower Size up to 4" / BF / HB / B
• Deep blue



Petunia Dreams Mix
804's / #6 Pot
Full-Part Sun / M-U / GH 10-15 / GS 10-12
Flower Size up to 4" / FT / BF / HB / B
• Mix of all Dreams colors



Petunia Dreams Neon Rose
804's / #4.5 Pot / #6 Pot
Full-Part Sun / M-U / GH 10-15 / GS 10-12
Flower Size up to 4" / FT / BF / HB / B
• Magenta-purple w/ white throat



Petunia Dreams Pink
804's / #4.5 Pot / #6 Pot / 306 HP
Full-Part Sun / M-U / GH 10-15 / GS 10-12
Flower Size up to 4" / FT / BF / HB / B
• Deep pink w/ yellow throat



Petunia Dreams Red
804's / #4.5 Pot / #6 Pot / 306 HP
Full-Part Sun / M-U / GH 10-15 / GS 10-12
Flower Size up to 4" / FT / BF / HB / B
• Crimson red



Petunia Dreams Red Picotee
804's
Full-Part Sun / M-U / GH 10-15 / GS 10-12
Flower Size up to 4" / FT / BF / HB / B
• Bright red w/ wide white edge



**Petunia
Dreams Rose**
804's / #4.5 Pot / #6 Pot / 306 HP
Full-Part Sun / M-U / GH 10-15 / GS 10-12
Flower Size up to 4" / FT / BF / HB / B
• Rose w/ yellow throat



**Petunia
Dreams Rose Morn**
804's
Full-Part Sun / M-U / GH 10-15 / GS 10-12
Flower Size up to 4" / FT / BF / HB / B
• Hot Rose w/ morn center, yellow throat



**Petunia
Dreams Rose Picotee**
804's
Full-Part Sun / M-U / GH 10-15 / GS 10-12
Flower Size up to 4" / FT / BF / HB / B
• Rose w/ wide white edge



**Petunia
Dreams Salmon**
804's / #4.5 Pot / #6 Pot
Full-Part Sun / M-U / GH 10-15 / GS 10-12
Flower Size up to 4" / FT / BF / HB / B
• Salmon-pink w/ white throat



**Petunia
Dreams Sky Blue**
804's / #4.5 Pot / #6 Pot
Full-Part Sun / M-U / GH 10-15 / GS 10-12
Flower Size up to 4" / FT / BF / HB / B
• Pale violet-blue w/ yellow throat



**Petunia
Dreams White**
804's / #4.5 Pot / #6 Pot / 306 HP
Full-Part Sun / M-U / GH 10-15 / GS 10-12
Flower Size up to 4" / FT / BF / HB / B
• Clear white w/ yellow throat



**Petunia
Dreams Wild Rose Mix**
804's
Full-Part Sun / M-U / GH 10-15 / GS 10-12
Flower Size up to 4" / FT / BF / HB / B
• Mix of appleblossom, neon rose, burgundy



**Petunia
Prism Sunshine**
804's / #4.5 Pot
Full-Part Sun / M-U / GH 8-10 / GS 16-18
Flower Size up to 4" / FT / BF / HB / B
• Light yellow w/ dark yellow center



**Petunia
Ultra Blue Star**
804's
Full-Part Sun / M-U / GH 12-14 / GS 14-16
Flower Size up to 4" / FT / BF / HB / B
• Blue w/ white star ruffled blooms



**Petunia
Ultra Crimson Star**
804's
Full-Part Sun / M-U / GH 12-14 / GS 14-16
Flower Size up to 4" / FT / BF / HB / B
• Burgundy w/ white star ruffled blooms



**Petunia
Ultra Red Star**
804's
Full-Part Sun / M-U / GH 12-14 / GS 14-16
Flower Size up to 4" / FT / BF / HB / B
• Red w/ white star ruffled blooms



**Petunia
Double Madness Blue**
804's
Full-Part Sun / M-U / GH 10-15 / GS 10-12
Flower Size up to 2-2.25" / FT / C / DF
• Deep blue ruffled blooms



**Petunia
Double Madness Red**
804's
Full-Part Sun / M-U / GH 10-15 / GS 10-12
Flower Size up to 2-2.25" / FT / C / DF
• True red ruffled blooms



**Petunia
Double Madness Red/White**
804's
Full-Part Sun / M-U / GH 10-15 / GS 10-12
Flower Size up to 2-2.25" / FT / C / DF
• Red, white bi-color ruffled blooms



**Petunia
Double Madness Rose/White**
804's
Full-Part Sun / M-U / GH 10-15 / GS 10-12
Flower Size up to 2-2.5" / FT / C / DF
• Rose, white bi-color ruffled blooms



**Petunia
Double Madness Satin Pink**
804's
Full-Part Sun / M-U / GH 10-15 / GS 10-12
Flower Size up to 2-2.25" / FT / C / DF
• Light salmon-pink w/ satin sheen



**Portulaca
Happy Trails Fuschia**
#4.5 Pot
Full Sun / T / GH 6-9 / GS 14-18
Vi / H¹ / D¹ / SDF
• Fuchsia



**Portulaca
Happy Trails Mix**
804's / #4.5 Pot
Full Sun / T / GH 6-9 / GS 14-18
Vi / H¹ / D¹ / SDF
• Mix of Happy Trails solid colors plus scarlet



**Portulaca
Happy Trails Orange**
#4.5 Pot
Full Sun / T / GH 6-9 / GS 14-18
Vi / H¹ / D¹ / SDF
• Orange



**Portulaca
Happy Trails Yellow**
#4.5 Pot
Full Sun / T / GH 6-9 / GS 14-18
Vi / H¹ / D¹ / SDF
• Yellow



**Salvia
Red Hot Sally 2**
804's
Full Sun / U / GH 10-12 / GS 8
H¹ / D¹ / BF / HB / B / DR
• Dark red spikes



**Salvia
Victoria Blue**
#4.5 Pot
Full Sun / U / GH 18-20 / GS 18
H¹ / D¹ / BF / HB / B / DR
• Deep blue spikes



**Salvia
Vista Mix**
804's
Full Sun / U / GH 10-12 / GS 8
C / H¹ / D¹ / BF / HB / B / DR
• Mix of all Vista colors



**Salvia
Vista Purple**
804's
Full Sun / U / GH 10-12 / GS 8
C / H¹ / D¹ / BF / HB / B / DR
• Purple-magenta spikes



**Salvia
Vista Red**
804's / #4.5 Pot / #6 Pot / 306 HP
Full Sun / U / GH 10-12 / GS 8
C / H¹ / D¹ / BF / HB / B / DR
• Dark red spikes



**Salvia
Vista White**
804's
Full Sun / U / GH 10-12 / GS 8
C / H¹ / D¹ / BF / HB / B / DR
• White spikes



**Snapdragon
Snapshot Mix**
804's / #6 Pot
Full-Part Sun / M-U / GH 6-10 / GS 10-12
FT / C / BF / HB / B / DR / FR / DW
• Mix of snapshot colors



**Snapdragon
Snapshot Pink**
804's
Full-Part Sun / M-U / GH 6-10 / GS 10-12
FT / C / BF / HB / B / DR / FR / DW
• Pink



**Snapdragon
Snapshot Purple**
804's
Full-Part Sun / M-U / GH 6-10 / GS 10-12
FT / C / BF / HB / B / DR / FR / DW
• Purple



**Snapdragon
Snapshot Red**
804's
Full-Part Sun / M-U / GH 6-10 / GS 10-12
FT / C / BF / HB / B / DR / FR / DW
• Red



**Snapdragon
Snapshot White**

804's
Full-Part Sun / M-U / GH 6-10 / GS 10-12
FT / C / BF / HB / B / DR / FR / DW
• White



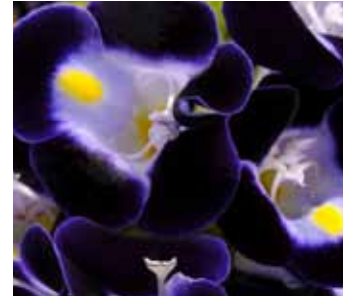
**Snapdragon
Snapshot Yellow**

804's
Full-Part Sun / M-U / GH 6-10 / GS 10-12
FT / C / BF / HB / B / DR / FR / DW
• Yellow



**Torenia
Kauai Burgundy**

804's
Part-Sun, Shade / U / GH 8 / GS 8
C / H¹ / BF / HB / ND
• Burgundy w/ white throat



**Torenia
Kauai Deep Blue**

804's
Part-Sun, Shade / U / GH 8 / GS 8
C / H¹ / BF / HB / ND
• Dark blue w/ white throat



**Torenia
Kauai Magenta**

804's
Part-Sun, Shade / U / GH 8 / GS 8
C / H¹ / BF / HB / ND
• Hot fuchsia w/ white throat



**Torenia
Kauai Mix**

804's
Part-Sun, Shade / U / GH 8 / GS 8
C / H¹ / BF / HB / ND
• Mix of all Kauai colors



**Torenia
Kauai Rose**

804's
Part-Sun, Shade / U / GH 8 / GS 8
C / H¹ / BF / HB / ND
• Bright rose w/ white throat



**Verbena
Imagination**

#4.5 Pot
Full Sun / S / GH 12-24 / GS 24
H¹ / D¹ / BF / DR
• Deep violet-blue



**Verbena
Tuscany Blue**

804's / #4.5 Pot
Full Sun / M / GH 8-10 / GS 16-20
H¹ / D¹ / BF / DR / C
• Blue



**Verbena
Tuscany Burgundy Eye**

804's
Full Sun / M / GH 8-10 / GS 16-20
H¹ / D¹ / BF / DR / C
• Burgundy w/ white eye



**Verbena
Tuscany Mix**

804's / #6 Pot
Full Sun / M / GH 8-10 / GS 16-20
H¹ / D¹ / BF / DR / C
• Mix of burgundy, lavender, orchid, pink, peach, rose, scarlet, violet, white



**Verbena
Tuscany Peach**

804's
Full Sun / M / GH 8-10 / GS 16-20
H¹ / D¹ / BF / DR / C
• Soft peach



**Verbena
Tuscany Rose Eye**

#4.5 Pot
Full Sun / M / GH 8-10 / GS 16-20
H¹ / D¹ / BF / DR / C
• Rose w/ white eye



**Verbena
Tuscany Scarlet**

804's / #4.5 Pot
Full Sun / M / GH 8-10 / GS 16-20
H¹ / D¹ / BF / DR / C
• Scarlet-red



**Verbena
Tuscany White**

804's / #4.5 Pot
Full Sun / M / GH 8-10 / GS 16-20
H¹ / D¹ / BF / DR / C
• Pure white



**Vinca
Cora Apricot**

#4.5 Pot / #6 Pot
Full Sun / M-U / GH 14-16 / GS 22-25
H¹ / D¹ / BF / ND / GLP
• Pastel apricot w/ bright rose eye



**Vinca
Cora Burgundy**

#4.5 Pot / #6 Pot
Full Sun / M-U / GH 14-16 / GS 22-25
H⁺ / D⁺ / BF / ND / GLP
• Bright burgundy



**Vinca
Cora Deep Lavender**

#4.5 Pot / #6 Pot
Full Sun / M-U / GH 14-16 / GS 22-25
H⁺ / D⁺ / BF / ND / GLP
• Bold lavender w/ small white eye



**Vinca
Cora Lavender**

#4.5 Pot / #6 Pot / 306 HP
Full Sun / M-U / GH 14-16 / GS 22-25
H⁺ / D⁺ / BF / ND / GLP
• Soft lavender w/ white eye



**Vinca
Cora Mix**

#4.5 Pot / #6 Pot
Full Sun / M-U / GH 14-16 / GS 22-25
H⁺ / D⁺ / BF / ND / GLP
• Mix of all Cora colors



**Vinca
Cora Pink**

#4.5 Pot / #6 Pot / 306 HP
Full Sun / M-U / GH 14-16 / GS 22-25
H⁺ / D⁺ / BF / ND / GLP
• Bright pink w/ white eye



**Vinca
Cora Punch**

#4.5 Pot / #6 Pot
Full Sun / M-U / GH 14-16 / GS 22-25
H⁺ / D⁺ / BF / ND / GLP
• Bright red-rose



**Vinca
Cora Red**

#6 Pot / 306 HP
Full Sun / M-U / GH 14-16 / GS 22-25
H⁺ / D⁺ / BF / ND / GLP
• True red



**Vinca
Cora Strawberry**

#6 Pot
Full Sun / M-U / GH 14-16 / GS 22-25
H⁺ / D⁺ / BF / ND / GLP
• Light pink w/ rosy red



**Vinca
Cora Violet**

#4.5 Pot / #6 Pot / 306 HP
Full Sun / M-U / GH 14-16 / GS 22-25
H⁺ / D⁺ / BF / ND / GLP
• Bright violet



**Vinca
Cora White**

#4.5 Pot / #6 Pot / 306 HP
Full Sun / M-U / GH 14-16 / GS 22-25
H⁺ / D⁺ / BF / ND / GLP
• Crisp white



**Vinca
Pacifica Apricot XP**

804's
Full Sun / M-U / GH 10-14 / GS 6-8
H⁺ / D⁺ / BF / ND
• Pale salmon-peach w/ cherry red eye



**Vinca
Pacifica Blush XP**

804's
Full Sun / M-U / GH 10-14 / GS 6-8
H⁺ / D⁺ / BF / ND
• Light pink



**Vinca
Pacifica Burgundy Halo XP**

804's
Full Sun / M-U / GH 10-14 / GS 6-8
H⁺ / D⁺ / BF / ND
• Burgundy w/ white center



**Vinca
Pacifica Burgundy XP**

804's
Full Sun / M-U / GH 10-14 / GS 6-8
H⁺ / D⁺ / BF / ND
• Wine-burgundy



**Vinca
Pacifica Cranberry XP**

804's
Full Sun / M-U / GH 10-14 / GS 6-8
H⁺ / D⁺ / BF / ND
• Cranberry-red w/ small white eye



Vinca Pacifica Dark Red XP
804's
Full Sun / M-U / GH 10-14 / GS 6-8
H¹ / D¹ / BF / ND
• Deep crimson red



Vinca Pacifica Deep Orchid XP
804's
Full Sun / M-U / GH 10-14 / GS 6-8
H¹ / D¹ / BF / ND
• Deep fuchsia-pink w/ small white eye



Vinca Pacifica Halo Mix
804's
Full Sun / M-U / GH 10-14 / GS 6-8
H¹ / D¹ / BF / ND
• Mix of white, cherry red halo, magenta halo, rose halo, burgundy halo



Vinca Pacifica Icy Pink XP
804's
Full Sun / M-U / GH 10-14 / GS 6-8
H¹ / D¹ / BF / ND
• Pale pink w/ darker pink center



Vinca Pacifica Lilac XP
804's
Full Sun / M-U / GH 10-14 / GS 6-8
H¹ / D¹ / BF / ND
• Lilac



Vinca Pacifica Lipstick Mix XP
804's
Full Sun / M-U / GH 10-14 / GS 6-8
H¹ / D¹ / BF / ND
• Mix of punch, dark red, blush, icy pink



Vinca Pacifica Magenta Halo XP
804's
Full Sun / M-U / GH 10-14 / GS 6-8
H¹ / D¹ / BF / ND
• Magenta w/ white center



Vinca Pacifica Merlot Mix XP
804's / #6 Pot
Full Sun / M-U / GH 10-14 / GS 6-8
H¹ / D¹ / BF / ND
• Mix of burgundy, polka dot, deep orchid, burgundy halo



Vinca Pacifica Orange XP
804's
Full Sun / M-U / GH 10-14 / GS 6-8
H¹ / D¹ / BF / ND
• Bright scarlet-orange w/ slight white eye



Vinca Pacifica Polka Dot XP
804's
Full Sun / M-U / GH 10-14 / GS 6-8
H¹ / D¹ / BF / ND
• White w/ red eye



Vinca Pacifica Punch XP
804's
Full Sun / M-U / GH 10-14 / GS 6-8
H¹ / D¹ / BF / ND
• Rose-pink w/ dark pink center



Vinca Pacifica Raspberry XP
804's
Full Sun / M-U / GH 10-14 / GS 6-8
H¹ / D¹ / BF / ND
• Raspberry-red



Vinca Pacifica Really Red XP
804's
Full Sun / M-U / GH 10-14 / GS 6-8
H¹ / D¹ / BF / ND
• Intense true red w/ small white eye



Vinca Pacifica Rose Halo XP
804's
Full Sun / M-U / GH 10-14 / GS 6-8
H¹ / D¹ / BF / ND
• Rose w/ white center



Vinca Pacifica Tutti Frutti Mix
804's
Full Sun / M-U / GH 10-14 / GS 6-8
H¹ / D¹ / BF / ND
• Mix of solid and red eyed, coral, apricot, peach tones



Vinca Pacifica White XP
804's
Full Sun / M-U / GH 10-14 / GS 6-8
H¹ / D¹ / BF / ND
• Pure white



Vinca Titan Dark Red
 #4.5 Pot / #6 Pot
 Full Sun / M-U / GH 14-16 / GS 10-12
 H¹ / D¹ / BF / ND / GLP / Ve
 • Deep red w/ darker red center



Vinca Titan Icy Pink
 #4.5 Pot / #6 Pot
 Full Sun / M-U / GH 14-16 / GS 10-12
 H¹ / D¹ / BF / ND / GLP / Ve
 • Light pink w/ darker pink center



Vinca Titan Polka Dot
 #4.5 Pot / #6 Pot
 Full Sun / M-U / GH 14-16 / GS 10-12
 H¹ / D¹ / BF / ND / GLP / Ve
 • White w/ small red eye



Vinca Titan Rose
 #4.5 Pot / #6 Pot
 Full Sun / M-U / GH 14-16 / GS 10-12
 H¹ / D¹ / BF / ND / GLP / Ve
 • Rose-pink w/ white eye



Zinnia Profusion Cherry
 #4.5 Pot
 Full Sun / M / GH 10-12 / GS 12-15
 Flower Size 2" / H¹ / D¹ / BF / B / DR / C
 • Cherry rose daisy blooms w/ yellow center



Zinnia Profusion Fire
 #4.5 Pot
 Full Sun / M / GH 10-12 / GS 12-15
 Flower Size 2" / H¹ / D¹ / BF / B / DR / C
 • Scarlet-orange daisy blooms



Zinnia Profusion Orange
 #4.5 Pot
 Full Sun / M / GH 10-12 / GS 12-15
 Flower Size 2" / H¹ / D¹ / BF / B / DR / C
 • Bright orange daisy blooms



Zinnia Profusion White
 #4.5 Pot
 Full Sun / M / GH 10-12 / GS 12-15
 Flower Size 2" / H¹ / D¹ / BF / B / DR / C
 • White daisy bloom w/ yellow center



Zinnia Profusion Yellow
 #4.5 Pot
 Full Sun / M / GH 10-12 / GS 12-15
 Flower Size 2" / H¹ / D¹ / BF / B / DR / C
 • Bright yellow daisy blooms



Zinnia Short Stuff Mix
 #4.5 Pot / #6 Pot
 Full Sun / M / GH 8-10 / GS 10-12
 Flower Size 2-3" / H¹ / D¹ / BF / B / DR / DF
 • Mix of cherry red, coral, gold, orange, scarlet, red, white



Zinnia Star White
 #4.5 Pot
 Full Sun / M-S / GH 14 / GS 8
 Flower Size 2" / H¹ / D¹ / BF / B / DR
 • White star-shaped blooms w/ yellow center



Zinnia Swizzle Cherry and Ivory
 #4.5 Pot / #6 Pot
 Full Sun / M / GH 10-12 / GS 10-12
 Flower Size 3-4" / H¹ / D¹ / BF / B / DR / DF
 • Bright cherry petals w/ ivory tips



Zinnia Swizzle Scarlet and Yellow
 #4.5 Pot / #6 Pot
 Full Sun / M / GH 10-12 / GS 10-12
 Flower Size 3-4" / H¹ / D¹ / BF / B / DR / DF
 • Scarlet-red petals w/ golden yellow tips



Zinnia Zahara Mix
 #4.5 Pot / #6 Pot
 Full Sun / M-U / GH 12-18 / GS 12-18
 Flower Size 2-3" / H¹ / D¹ / BF / B / DR / DF / GLP
 • Mix of coral, rose, scarlet, white, yellow



PREMIUM ANNUALS

At Lucas Greenhouses, we are dedicated to growing the very best plants available. Our Premium Annuals have been selected from the leading breeders in the world and have a proven track record of success. These plants include the very best from Proven Winners, Goldfish, Ball, Fides/Oro, Sakata, Dummen, Selecta, Danziger and more. So, whether your customers are looking for the ever popular Wave Petunia's for their landscape, a unique coleus for a shade garden, a beautiful calibrachoa hanging basket for their patio, or a stunning terra pot dahlia for the deck, this is where you will find it.

We offer our Premium Annuals in a wide range of sizes and pot styles to meet your customers' needs. This year we will continue to offer our popular premium combo's in our #12 hanging basket, #14 moss basket, #14 terra pot and the matching #12 terra pot. These combination baskets and patio pots will

provide your customers with the instant beauty and performance they want.

After receiving many requests, we will also be offering a select number of shade combinations this year in our #14 moss basket and #14 terra pots. Our new guineas can be found in these pots as well.

The #12 terra pot collection continues to expand as we now offer monoculture pots of angelonia, argyranthemum, calibrachoa, petunia, dahlia, gerbera, lantana & zonal geraniums.

To go with our large combination planters and baskets we also grow many #10 hanging baskets, #8 hanging baskets and #8 terra pots. The #8 terra pot line continues to increase in popularity. In just the last few years alone, we have added angelonia, coleus, hiemalis begonias, new guinea & portulaca to help meet the demand.

Our expert team of growers also produce an extensive collection of #4.5 pots containing Proven Winners, Goldfish, Big Begonias, ornamental grasses, ipomoea, gerberas, new guineas, etc. and a new line of 306 handle pack trays featuring Big Begonias, Divine New Guineas, Kong Coleus, SunPatiens, Wave Petunias and more.

Other new items to check out are patio roses & patio gerberas in a #13.5 hex pot and an extensive list of calla lilies & caladiums in a decorative square #8 pot are now available to choose from.

Many of our premium pots, hanging baskets and combinations are sold as grower choice only. This allows us to ship you the best possible selections available at time of delivery.



Ageratum Artist Blue (PW)
#4.5 Pot
Full-Part Sun / M / GH 8-12 / GS 10-12
C / H¹ / ND / BF / HB / DR
• True blue



Ageratum Artist Blue Violet (PW)
#4.5 Pot
Full-Part Sun / M / GH 8-12 / GS 10-12
C / H¹ / ND / BF / HB / DR
• Violet buds & blue flowers create bi-color effect



Ageratum Artist Purple (PW)
#4.5 Pot
Full-Part Sun / M / GH 8-12 / GS 10-12
C / H¹ / ND / BF / HB / DR
• Purple-rose



Angelonia Angelface Blue Improved (PW)
#4.5 Pot
Full Sun / U / GH 20-24 / GS 12-14
H¹ / D¹ / FR / BF / DR / ND / CF / TS
• Deep purple-blue



Angelonia Angelface Dresden Blue (PW)
#4.5 Pot
Full Sun / U / GH 18-24 / GS 12-14
H¹ / D¹ / FR / BF / DR / ND / CF
• Soft lavender-blue w/ white throat



Angelonia Angelface Pink Improved (PW)
#4.5 Pot
Full Sun / U / GH 20-24 / GS 12-14
H¹ / D¹ / FR / BF / DR / ND / CF
• Bubblegum-pink



Angelonia Angelface Wedgewood Blue (PW)
#4.5 Pot
Full Sun / U / GH 12-18 / GS 12-14
H¹ / D¹ / FR / BF / DR / ND / CF / C
• Lavender-blue, white bi-color



Angelonia Angelface White Imp. (PW)
#4.5 Pot
Full Sun / U / GH 18-24 / GS 12-14
H¹ / D¹ / FR / BF / DR / ND / CF
• Pristine white



Angelonia Archangel Pink (SB)
 #8 TP / # 12 TP
 Full Sun / U / GH 12-14 / GS 10-12
 H⁺ / D⁺ / FR / BF / DR / ND / CF
 • Soft mauve pink w/ spotted throat



Angelonia Archangel Purple (SB)
 #8 TP / # 12 TP
 Full Sun / U / GH 12-14 / GS 10-12
 H⁺ / D⁺ / FR / BF / DR / ND / CF
 • Purple



Angelonia Archangel White (SB)
 #8 TP / # 12 TP
 Full Sun / U / GH 12-14 / GS 10-12
 H⁺ / D⁺ / FR / BF / DR / ND / CF
 • White



Angelonia Carita Cascade Deep Purple (GF)
 #10 HB
 Full Sun / ST / GH 8-10 / GS 20-26
 H⁺ / D⁺ / FR / BF / DR / ND / FL
 • Deep purple



Angelonia Carita Cascade Raspberry (GF)
 #10 HB
 Full Sun / ST / GH 8-10 / GS 20-26
 H⁺ / D⁺ / FR / BF / DR / ND / FL
 • Deep raspberry-pink



Angelonia Carita Cascade White (GF)
 #10 HB
 Full Sun / ST / GH 8-10 / GS 20-26
 H⁺ / D⁺ / FR / BF / DR / ND / FL
 • White



Angelonia Carita Purple (GF)
 #4.5 Pot / #8 TP
 Full Sun / U / GH 16-20 / GS 14-18
 H⁺ / D⁺ / FR / BF / DR / ND / CF / FL
 • Deep purple



Angelonia Carita Raspberry (GF)
 #4.5 Pot / #8 TP
 Full Sun / U / GH 16-20 / GS 14-18
 H⁺ / D⁺ / FR / BF / DR / ND / CF / FL
 • Deep raspberry-pink



Angelonia Carita White (GF)
 #4.5 Pot / #8 TP
 Full Sun / U / GH 16-20 / GS 14-18
 H⁺ / D⁺ / FR / BF / DR / ND / CF / FL
 • White



Angelonia Serena Blue (SB)
 #4.5 Pot
 Full Sun / M-U / GH 10-12 / GS 12-14
 H⁺ / D⁺ / BF / DR / ND / GLP / C
 • True Blue



Angelonia Serena Lavender Pink (SB)
 #4.5 Pot
 Full Sun / M-U / GH 10-12 / GS 12-14
 H⁺ / D⁺ / BF / DR / ND / GLP / C
 • Lavender-pink w/ white throat



Angelonia Serena Purple (SB)
 #4.5 Pot
 Full Sun / M-U / GH 10-12 / GS 12-14
 H⁺ / D⁺ / BF / DR / ND / GLP / C
 • Lavender-purple w/ white throat



Angelonia Serena Waterfall Mix (SB)
 #4.5 Pot
 Full Sun / M-U / GH 10-12 / GS 12-14
 H⁺ / D⁺ / BF / DR / ND / GLP / C
 • Mix of blue, white & purple



Angelonia Serena White (SB)
 #4.5 Pot
 Full Sun / M-U / GH 10-12 / GS 12-14
 H⁺ / D⁺ / BF / DR / ND / GLP / C
 • White w/ soft yellow throat



Angelonia Serenita Lavender Pink (SB)
 306 HP
 Full Sun / M-U / GH 12-14 / GS 12-14
 H⁺ / D⁺ / BF / DR / ND / GLP / C
 • Lavender-pink w/ white throat



Angelonia Serenita Purple (SB)
 306 HP
 Full Sun / M-U / GH 12-14 / GS 12-14
 H⁺ / D⁺ / BF / DR / ND / GLP / C
 • Lavender-purple w/ white throat



Angelonia Serenita White (SB)
 306 HP
 Full Sun / M-U / GH 12-14 / GS 12-14
 H¹ / D¹ / BF / DR / ND / GLP / C
 • White w/ soft yellow throat



Argyranthemum Beauty Yellow (Fides/Oro)
 #12 TP
 Full Sun / U-M / GH 20-24 / GS 18-20
 H¹ / D¹ / BF / B
 • Banana yellow daisy w/ yellow orange eye



Argyranthemum Butterfly (PW)
 #4.5 Pot / #8 TP
 Full Sun / U / GH 14-18 / GS 12-14
 H¹ / D¹ / BF / B
 • Lemon yellow daisy w/ dark yellow eye



Argyranthemum Flutterby Yellow (Ecke)
 #4.5 Pot / #8 TP
 Full-Part Sun / U-M / GH 18-24 / GS 12-16
 H¹ / D¹ / BF / B / Vi
 • Yellow daisy w/ yellow eye



Argyranthemum Molimba Helio White (PW)
 #4.5 Pot
 Full-Part Sun / M-S / GH 10-14 / GS 10-12
 H¹ / D¹ / BF / B
 • White daisy w/ yellow eye



Argyranthemum Molimba Pink (PW)
 #4.5 Pot
 Full-Part Sun / U-M / GH 12-18 / GS 10-12
 H¹ / D¹ / BF / B
 • Deep pink daisy w/ dark red eye



Argyranthemum Sassy Compact White (GF)
 #4.5 Pot / #10 HB
 Full Sun / M / GH 10-14 / GS 12-14
 H¹ / D¹ / BF / B / C
 • White daisy w/ yellow eye



Argyranthemum Sassy Pink (GF)
 #4.5 Pot / #8 TP / #10 HB
 Full Sun / M / GH 18-22 / GS 16-18
 H¹ / D¹ / BF / B / Vi / C
 • Soft pink daisy w/ yellow eye



Argyranthemum Vanilla Butterfly (PW)
 #4.5 Pot / #8 TP
 Full Sun / U / GH 14-18 / GS 12-14
 H¹ / D¹ / BF / B
 • Creamy daisy w/ yellow eye



Asiatic Lillies Fancy Joy
 #8 square pot
 Full Sun / U / GH 18
 Cut Flower
 • Yellow



Asiatic Lillies Golden Joy
 #8 square pot
 Full Sun / U / GH 18
 Cut Flower
 • Deep yellow w/ golden brush mark & some dots in the center



Asiatic Lillies Red Joy
 #8 square pot
 Full Sun / U / GH 16
 Cut Flower
 • Dark Red



Asiatic Lillies Victory Joy
 #8 square pot
 Full Sun / U / GH 16
 Cut Flower
 • Orange w/ some dots in center



Bacopa Calypso Jumbo Lavender (GF)
 #4.5 Pot / #10 HB / #8 TP
 Full-Part Sun / T / GH 4-6 / GS 14-16
 No Deadhead / Compact
 • Lilac w/ yellow eye



Bacopa Calypso Jumbo White (GF)
 #4.5 Pot / #8 TP / #10 HB
 Full-Part Sun / T / GH 4-6 / GS 14-16
 No Deadhead / Top Seller
 • White w/ yellow eye



Bacopa Snowstorm Glant Snowflake (PW)
 #4.5 Pot / #8 TP / #10 HB
 Full-Part Sun / T / GH 6-10 / GS 10-12
 Vigorous / No Deadhead / Top Seller
 • White w/ yellow eye



**Bacopa
Snowstorm Pink (PW)**
#4.5 Pot / #8 TP / #10 HB
Full-Part Sun / T / GH 6-10 / GS 10-12
No Deadhead
• Soft pink w/ yellow eye



**Begonia Big
Bronze Leaf Red (Benary)**
#4.5 Pot / #9 TP / #12 TP / 306 HP
Full-Part Sun-Shade / U-M / GH 24 / GS 15
Vi / Ve / GLP / H⁺ / ND
• Red



**Begonia Big
Bronze Leaf Rose (Benary)**
#4.5 Pot / #9 TP / #12 TP / 306 HP
Full-Part Sun-Shade / U-M / GH 24 / GS 15
Vi / Ve / GLP / H⁺ / ND
• Rose



**Begonia Big
Green Leaf Red (Benary)**
#4.5 Pot / #9 TP / #12 TP / 306 HP
Full-Part Sun-Shade / U-M / GH 24 / GS 15
Vi / Ve / GLP / H⁺ / ND
• Rose



**Begonias
Dargon Wing Red**
#4.5 Pot
Full-Part Sun / U-M / GH 12-15 / GS 15-18
H⁺ / GLP / Vi / ND
• Red bell-like flowers



**Begonias
Dargon Wing Pink**
#4.5 Pot
Full-Part Sun / U-M / GH 12-15 / GS 15-18
H⁺ / GLP / Vi / ND
• Pink bell-like flowers w/ rose accents

WHAT SO BIG ABOUT BIG™ BEGONIAS?



- Interspecies hybrid that unites the best features from several begonia species
- Versatile
- Pure Flower Power! More & larger flowers than regular begonias
- Vigorous growth
- Self-cleaning
- Flowers until first frost
- Economical - You can easily plant Big Begonias 12 inches apart and still receive complete coverage.
- Perform anywhere - Plant in sun or shade



**Bidens
Goldilocks Rocks (PW)**
#4.5 Pot / #10 HB
Full Sun / M / GH 6-10 / GS 10-14
H⁺ / D⁺ / ND / SDF
• Bright golden yellow



**Bidens
Mexican Gold (GF)**
#4.5 Pot / #8 TP
Full Sun / ST / GH 12-14 / GS 14-16
H⁺ / D⁺ / ND / Vi
• Gold-yellow



**Bidens
Mexican Gold Compact (GF)**
#4.5 Pot
Full Sun / M / GH 8-10 / GS 10-12
H⁺ / D⁺ / ND / C
• Gold-yellow star-shaped blooms



**Bidens
Peter's Gold Carpet (PW)**
#4.5 Pot
Full Sun / T / GH 10-12 / GS 18-24
H⁺ / D⁺ / ND / FR / V / BF
• Bright gold star-shaped blooms



**Bidens
Yellow Sunshine (Danzinger)**
#8 TP / #10 HB
Full Sun / ST
H⁺ / D⁺ / ND
• Gold-yellow



**Brachyscome
Radiant Magenta (BFP)**
#4.5 Pot / #10 HB
Full Sun / M-ST / GH 5-7 / GS 6-8
C / DGF
• Bright magenta



**Bracteantha
Sundaze Golden Beauty (PW)**
#4.5 Pot / #10 HB
Full Sun / M-ST / GH 10-14 / GS 10-12
H⁺ / D⁺ / DR / ND / C / FT
• Bright yellow straw flower



**Bracteantha
Strawburst Yellow (GF)**
#4.5 Pot / #10 HB
Full Sun / M / GH 12-16 / GS 12-16
H⁺ / D⁺ / DR / ND / C / FT / Vi
• Bright yellow straw flower



**Caladium
Candidum**

#8 square pot
Part Sun-Shade / U / GH 13
S¹ / GLP / FAN
• White leaves w/ green netted venation & thin green margin



**Caladium
Carolyn Whorton**

#8 square pot
Part Sun-Shade / U / GH 16
S¹ / GLP / FAN
• Pink leaves w/ green mottling & crimson main veins



**Caladium
Fannie Munson**

#8 square pot
Shade / U / GH 15
S¹ / GLP / FAN
• Dark pink blotches w/ dark rose veins



**Caladium
Frieda Hemple**

#8 square pot
Part Sun-Shade / U / GH 14
S¹ / GLP / FAN
• Large dark red center w/ scarlet main veins & green border



**Caladium
Kathleen**

#8 square pot
Shade / U / GH 17
S¹ / GLP / FAN
• Salmon-pink leaves w/ green mottled margin



**Caladium
Pink Beauty**

#8 square pot
Shade / U / GH 10
S¹ / GLP / FAN
• Pink leaves w/ narrow dark green border & crimson red veins



**Caladium
Postman Joyner**

#8 square pot
Part Sun-Shade / U / GH 12
S¹ / GLP / FAN
• Brilliant red center w/ scarlet veins, red spots & narrow light green border



**Caladium
White Christmas**

#8 square pot
Shade / U / GH 14
S¹ / GLP / FAN
• White leaves w/ wide green veins



**Calibrachoa Aloha Kona
Dark Lavender (Dummen)**

#10 HB
Full Sun / M-ST / GH4-6 / GS 10-14
H¹ / FT / BF / HB / ND / Ve / C
• Dark lavender



**Calibrachoa Aloha Kona
Dark Red (Dummen)**

#4.5 Pot / #10 HB
Full Sun / M-ST / GH4-6 / GS 10-14
H¹ / FT / BF / HB / ND / Ve / C
• Dark red



**Calibrachoa Aloha Kona
Hot Orange (Dummen)**

#10 HB
Full Sun / M-ST / GH4-6 / GS 10-14
H¹ / FT / BF / HB / ND / Ve / C
• Intense orange



Calibrachoa Aloha Kona Hot Pink (Dummen)

#10 HB
Full Sun / M-ST / GH4-6 / GS 10-14
H¹ / FT / BF / HB / ND / Ve / C
• Intense pink



Calibrachoa Aloha Kona Midnight Purple (Dummen)

#10 HB
Full Sun / M-ST / GH4-6 / GS 10-14
H¹ / FT / BF / HB / ND / Ve / C
• Intense blue lilac



Calibrachoa Aloha Kona Soft Pink (Dummen)

#10 HB
Full Sun / M-ST / GH4-6 / GS 10-14
H¹ / FT / BF / HB / ND / Ve / C
• Soft pink



Calibrachoa Aloha Kona Tiki Soft Pink (Dummen)

#10 HB
Full Sun / M-ST / GH4-6 / GS 10-14
H¹ / FT / BF / HB / ND / Ve / C
• Light pink w/ red eye



Calibrachoa Aloha Kona True Blue (Dummen)

#10 HB
Full Sun / M-ST / GH4-6 / GS 10-14
H¹ / FT / BF / HB / ND / Ve / C
• Intense royal blue



Calibrachoa Callie Bright Red (GF)

#4.5 Pot / #8 TP / #10 HB / #12 TP
Full Sun / ST / GH 6-10 / GS 16-20
H¹ / BF / HB / ND / Ve / FT / TS
• Bright red w/ yellow throat



Calibrachoa Callie Coral Pink (GF)

#4.5 Pot / #8 TP / #10 HB
Full Sun / ST / GH 4-8 / GS 12-16
H¹ / BF / HB / ND / Ve / FT
• Coral pink w/ yellow throat



Calibrachoa Callie Cream with Eye (GF)

#4.5 Pot / #8 TP / #10 HB
Full Sun / ST / GH 4-8 / GS 12-16
H¹ / BF / HB / ND / Ve / FT
• Soft cream w/ red eye



Calibrachoa Callie Dark Blue (GF)

#4.5 Pot / #8 TP / #10 HB / #12 TP
Full Sun / ST / GH 4-8 / GS 12-16
H¹ / BF / HB / ND / Ve / TS / FT
• Deep blue-purple



Calibrachoa Callie Deep Yellow (GF)

#4.5 Pot / #8 TP / #10 HB / #12 TP
Full Sun / ST / GH 4-8 / GS 12-16
H¹ / BF / HB / ND / Ve / TS / FT
• True yellow



Calibrachoa Callie Gold with Red Eye (GF)

#4.5 Pot / #8 TP / #10 HB
Full Sun / ST / GH 4-8 / GS 12-16
H¹ / BF / HB / ND / Ve / FT
• Gold w/ red eye



Calibrachoa Callie Light Blue '11 (GF)

#4.5 Pot / #8 TP / #10 HB
Full Sun / ST / GH 4-8 / GS 12-16
H¹ / BF / HB / ND / Ve / TS / FT
• Light blue w/ yellow throat



Calibrachoa Callie Mango (GF)

#4.5 Pot / #10 HB
Full Sun / ST / GH 4-8 / GS 12-16
H¹ / BF / HB / ND / Ve / FT
• Bright mango-orange



Calibrachoa Callie Orange (GF)

#4.5 Pot / #8 TP / #10 HB
Full Sun / ST / GH 4-8 / GS 12-16
H¹ / BF / HB / ND / Ve / FT
• Bright orange w/ red eye



Calibrachoa Callie Orange Sunrise (GF)

#4.5 Pot / #8 TP / #10 HB
Full Sun / ST / GH 4-8 / GS 12-16
H¹ / BF / HB / ND / Ve / FT
• Orange, yellow bi-color



Calibrachoa Callie Peach (GF)

#4.5 Pot / #8 TP / #10 HB
Full Sun / ST / GH 4-8 / GS 12-16
H¹ / BF / HB / ND / Ve / FT
• Light salmon-peach w/ dark red eye



Calibrachoa Callie Purple (GF)
 #4.5 Pot / #8 TP / #10 HB
 Full Sun / ST / GH 4-8 / GS 12-16
 H¹ / BF / HB / ND / Ve / TS / FT
 • Dark purple w/ yellow eye



Calibrachoa Callie Rose '11 (GF)
 #4.5 Pot / #8 TP / #10 HB / #12 TP
 Full Sun / ST / GH 4-8 / GS 12-16
 H¹ / BF / HB / ND / Ve / TS / FT
 • Bright violet-rose



Calibrachoa Callie Scarlet (GF)
 #4.5 Pot / #10 HB
 Full Sun / ST / GH 4-8 / GS 12-16
 H¹ / BF / HB / ND / Ve / FT
 • Intense scarlet-red w/ yellow throat



Calibrachoa Callie Star Coral (GF)
 #4.5 Pot / #10 HB
 Full Sun / ST / GH 4-8 / GS 12-16
 H¹ / BF / HB / ND / Ve / FT
 • Pinwheelled rosy pink-coral, cream bi-color



Calibrachoa Callie Star Pink (GF)
 #4.5 Pot / #8 TP / #10 HB
 Full Sun / ST / GH 4-8 / GS 12-16
 H¹ / BF / HB / ND / Ve / FT
 • Pinwheelled pink, white bi-color



Calibrachoa Callie White '11 (GF)
 #4.5 Pot / #8 TP / #10 HB / #12 TP
 Full Sun / ST / GH 4-8 / GS 12-16
 H¹ / BF / HB / ND / Ve / FT
 • Clean white w/ pale yellow throat



Calibrachoa Callie White with Rose Vein (GF)
 #4.5 Pot / #10 HB
 Full Sun / ST / GH 4-8 / GS 12-16
 H¹ / BF / HB / ND / Ve / FT
 • White w/ rose vein and eye



Calibrachoa Callie Yellow Improved (GF)
 #4.5 Pot / #8 TP / #10 HB
 Full Sun / ST / GH 4-8 / GS 12-16
 H¹ / BF / HB / ND / Ve / FT
 • Soft yellow



Calibrachoa, Mini Famous Double Amethyst (Selecta)
 #4.5 Pot / #8 TP / #10 HB
 Full Sun / ST / GH 6-10 / GS 10-15
 DF / H¹ / FT / BF / HB / ND
 • Lavender



Calibrachoa, Mini Famous Double Deep Yellow (Selecta)
 #4.5 Pot / #8 TP / #10 HB
 Full Sun / ST / GH 6-10 / GS 10-15
 DF / H¹ / FT / BF / HB / ND
 • Dark yellow



Calibrachoa, Mini Famous Double Lemon (Selecta)
 #4.5 Pot / #8 TP / #10 HB
 Full Sun / ST / GH 6-10 / GS 10-15
 DF / H¹ / FT / BF / HB / ND / TS
 • Medium yellow



Calibrachoa, Mini Famous Double Magenta (Selecta)
 #4.5 Pot / #8 TP / #10 HB
 Full Sun / ST / GH 6-10 / GS 10-15
 DF / H¹ / FT / BF / HB / ND
 • Magenta-pink



Calibrachoa, Mini Famous Double Pink (Selecta)
 #4.5 Pot / #8 TP / #10 HB
 Full Sun / ST / GH 6-10 / GS 10-15
 DF / H¹ / FT / BF / HB / ND
 • Pink



Calibrachoa, Mini Famous Deep Rose Chai (Selecta)
 #4.5 Pot / #8 TP / #10 HB
 Full Sun / ST / GH 6-10 / GS 10-15
 DF / H¹ / FT / BF / HB / ND
 • Antique shades of yellow and rose



Calibrachoa Over Easy (PW)
 #4.5 Pot / #10 HB
 Full Sun / ST / GH 6-10 / GS 16-20
 H¹ / FT / BF / HB / Ve / ND
 • Crisp white w/ bright yellow throat



Calibrachoa Superbells Blackberry Punch (PW)

#4.5 Pot / #8 TP / #10 HB
Full Sun / ST / GH 6-10 / GS 16-20
H¹ / FT / BF / HB / ND / Ve
• Magenta w/ large black center



Calibrachoa Superbells Chery Star (PW)

#4.5 Pot / #8 TP / #10 HB
Full Sun / ST / GH 6-10 / GS 16-20
H¹ / FT / BF / HB / ND / Ve
• Rich cherry bloom w/ golden star pattern



Calibrachoa Superbells Coralberry Punch (PW)

#4.5 Pot / #8 TP / #10 HB
Full Sun / ST / GH 6-10 / GS 16-20
H¹ / FT / BF / HB / ND / Ve
• Peachy-pink w/ red eye



Calibrachoa Superbells Dreamsicle (PW)

#4.5 Pot / #10 HB
Full Sun / ST / GH 6-10 / GS 16-20
H¹ / FT / BF / HB / ND / Ve
• Orange w/ yellow eye



Calibrachoa Superbells Grape Punch (PW)

#4.5 Pot / #8 TP / #10 HB
Full Sun / ST / GH 6-10 / GS 16-20
H¹ / FT / BF / HB / ND / Ve
• Light grape bloom w/ dark purple center & yellow throat



Calibrachoa Superbells Lemon Slice (PW)

#4.5 Pot / #8 TP / #10 HB
Full Sun / ST / GH 6-10 / GS 16-20
H¹ / FT / BF / HB / ND / Ve / TS
• Star-shaped pattern of yellow & white



Calibrachoa Superbells Miss Lilac (PW)

#4.5 Pot / #8 TP / #10 HB
Full Sun / ST / GH 6-10 / GS 16-20
H¹ / FT / BF / HB / ND / Ve
• Soft, light purple w/ delicate yellow throat



Calibrachoa Superbells Pink (PW)

#4.5 Pot / #8 TP / #10 HB
Full Sun / ST / GH 6-10 / GS 16-20
H¹ / FT / BF / HB / ND / Ve
• Hot pink w/ yellow eye



Calibrachoa Superbells Plum (PW)

#4.5 Pot / #8 TP / #10 HB
Full Sun / ST / GH 6-10 / GS 16-20
H¹ / FT / BF / HB / ND / Ve
• Plum purple w/ yellow eye



Calibrachoa Superbells Sweet Tart (PW)

#4.5 Pot / #8 TP / #10 HB
Full Sun / ST / GH 8-12 / GS 16-20
H¹ / FT / BF / HB / ND / Ve
• Lemon yellow center w/ watermelon pink edges



Calibrachoa Superbells Tequila Sunrise (PW)

#4.5 Pot / #10 HB
Full Sun / ST / GH 8-12 / GS 16-20
H¹ / FT / BF / HB / ND / Ve
• Splashes of bright cherry-red, golden yellow



Calibrachoa Superbells White (PW)

#4.5 Pot / #10 HB
Full Sun / ST / GH 6-10 / GS 16-20
H¹ / FT / BF / HB / ND / Ve
• White w/ soft yellow eye



Calibrachoa Superbells Yellow (PW)

#4.5 Pot / #8 TP / #10 HB
Full Sun / ST / GH 6-10 / GS 16-20
H¹ / FT / BF / HB / ND / Ve / TS
• Deep yellow



Calibrachoa Superbells Yellow Chiffon (PW)

#4.5 Pot / #8 TP / #10 HB
Full Sun / ST / GH 6-10 / GS 16-20
H¹ / FT / BF / HB / ND / Ve / TS
• Creamy yellow w/ yellow veins, eye



Chrysocephalum Flambe Yellow (PW)

#4.5 Pot
Full Sun / T / GH 10-12 / GS 16-20
H¹ / D¹ / ND
• Golden yellow on pearl-like blooms



**Calla Lillies
Coral Passion**
#8 square pot
Full Sun / U
CF / GF
• Pale apricot



**Calla Lillies
Festival**
#8 square pot
Full Sun / U
CF / SF
• Gold to orange bi-color



**Calla Lillies
Fire Glow - Apricot Bi-Color**
#8 square pot
Full Sun / U
CF / SF
• Apricot w/ creamy undertones



**Calla Lillies
Flame - Orange**
#8 square pot
Full Sun / U
Vi / CF / SF
• Begins yellow, edged w/ orange to deeper orange at maturity



**Calla Lillies
Garnet Glow - Hot Pink**
#8 square pot
Full Sun / U
CF / GF
• Bright, hot pink w/ slight dark eye



**Calla Lillies
Gold Rush**
#8 square pot
Full Sun / U
CF / SF
• Rich Yellow



**Calla Lillies
Grape Velvet**
#8 square pot
Full Sun / U
FL / CF / GF
• Purple ages to a luminous rose



**Calla Lillies
Mint Julip - Ivory**
#8 square pot
Full Sun / U
FL / CF / Pale Green Foliage
• Cream-ivory



**Calla Lillies
Odessa**
#8 square pot
Full Sun / U
CF / Lightly SF
• Striking Black



**Calla Lillies
Passion Fruit**
#8 square pot
Full Sun / U
CF / Lightly SF
• Light to dark orange



**Calla Lillies
Pink Cloud**
#8 square pot
Full Sun / U
CF / GF
• Candy pink & snow white bi-color



**Calla Lillies
Pink Melody**
#8 square pot
Full Sun / U
CF / GF
• White blooms w/ rose-pink edges



**Calla Lillies
Red Alert**
#8 square pot
Full Sun / U
CF / SF
• Vivid red-orange



**Calla Lillies
Regal Purple**
#8 square pot
Full Sun / U
CF / DGF
• Rich deep velvety purple w/ dark purple eye



**Calla Lillies
Rubylite Rose - Deep Rose**
#8 square pot
Full Sun / U
CF / GF
• Rich rose



**Calla Lillies
Sunshine - Yellow**

#8 square pot
Full Sun / U
CF / SF
• Bright, Light Yellow



**Calla Lillies
Serrada**

#8 square pot
Full Sun / U
CF / SF
• Bright yellow



**Calla Lillies
Twilight - Lavender Bi-color**

#8 square pot
Full Sun / U
CF / SF
• Wide margin of lavender on a cream base



**Coleus
Alabama (GS)**

#4.5 Pot
Part Sun / M-U / GH 18-24 / GS 12-14
S' / H' / DR
• Lime green leaves mature to brick red w/
golden yellow edge



**Coleus
Big Blonde (Ecke)**

#4.5 Pot
Part Sun / M-U / GH 24-30 / GS 16-24
S' / H' / DR / GLP
• Yellow-green w/ purple markings



**Coleus
Copper (Ecke)**

#4.5 Pot
Part Sun / M-U / GH 18-24 / GS 15-18
S' / H' / DR / GLP
• Dark rusty red w/ orange accents



**Coleus
Defiance (Ecke)**

#4.5 Pot
Part Sun / M-U / GH 18-24 / GS 15-18
S' / H' / DR / GLP
• Bright red center w/ wide chartreuse yellow
edge



**Coleus
Electric Lime (SB)**

#4.5 Pot / #8 TP / #12 TP
Part Sun / M-U / GH 14-20 / GS 16-24
S' / H' / DR / TS
• Bright lemon-lime leaves w/ web of bright
yellow markings



**Coleus
Emerald & Snow (Ecke)**

#4.5 Pot
Part Sun / M-U / GH 14-20 / GS 16-24
S' / H' / DR / GLP
• Emerald green foliage w/ splashes of white



**Coleus
Henna (SB)**

#4.5 Pot / #8 TP
Part Sun / M-U / GH 22-28 / GS 14-16
S' / H' / DR
• Chartreuse to copper leaves w/ dark burgundy
underside



**Coleus
Honey Crisp (SB)**

#4.5 Pot / #12 TP
Part Sun / M-U / GH 18-30 / GS 24-28
S' / H' / DR
• Cream leaves w/ green flecks, rose edges &
peak-a-boo red underside



**Coleus
Kingswood Torch (GS)**

#4.5 Pot / #8 TP
Part Sun / M-U / GH 36-42 / GS 12-16
S' / H' / DR
• Scarlet center w/ magenta margins & lime
green edge



**Coleus
Kiwi Fern (Ecke)**

#4.5 Pot
Part Sun / M-U / GH 15-20 / GS 14-20
S' / H' / DR
• Dark purple & red w/ yellow-green edge



**Coleus
Kong Mosaic (SB)**

#4.5 Pot / #6 Pot / #8 TP / 306 HP
Shade / M-U / GH 18-20 / GS 15-18
S' / H' / DR / GLP
• Large leaves of bright green w/ shades of
cream, red



**Coleus
Kong Red (SB)**

#4.5 Pot / #6 Pot / #8 TP / 306 HP
Shade / M-U / GH 18-20 / GS 15-18
S' / H' / DR / GLP / TS
• Large leaves of bright lime-green edge w/
magenta leaf, bright red flare in center



**Coleus
Kong Rose (SB)**

#4.5 Pot / #6 Pot / #8 TP / 306 HP
Shade / M-U / GH 18-20 / GS 15-18
S' / H' / DR / GLP / TS
• Large leaves of lime-green edge w/ bright rose
& magenta center, ivory marking



Coleus Kong Salmon Pink (SB)
 #4.5 Pot / #6 Pot / #8 TP / 306 HP
 Shade / M-U / GH 18-20 / GS 15-18
 S¹ / H¹ / DR / GLP
 • Large leaves of salmon pink & chocolate brown w/ green edging



Coleus Midnight Train (Ecke)
 #4.5 Pot
 Part Sun / M-U / GH 24-30 / GS 16-24
 S¹ / H¹ / DR
 • Eggplant purple w/ deep rose veins



Coleus Mint Mocha (SB)
 #4.5 Pot
 Part Sun / M-U / GH 18-24 / GS 14-16
 S¹ / H¹ / DR
 • Green ducksfoot-type leaves w/ mottled yellow & red flecks



Coleus Molten Lava (Ecke)
 #4.5 Pot
 Part Sun / M-U / GH 24-36 / GS 16-24
 S¹ / H¹ / DR / GLP
 • Dark red w/ dark purple center



Coleus Red Head (SB)
 #4.5 Pot / #8 TP / #12 TP
 Part Sun / M-U / GH 18-24 / GS 16-28
 S¹ / H¹ / DR
 • Bright red



Coleus Tilt A Whirl (Ecke)
 #4.5 Pot
 Part Sun / M-U / GH 18-24 / GS 15-18
 S¹ / H¹ / DR
 • Amber red & maroon leaves w/ apple-green veins & yellow-green edge



Coleus Trusty Rusty (SB)
 #4.5 Pot / #8 TP / #12 TP
 Part Sun / M-U / GH 18-24 / GS 16-28
 S¹ / H¹ / DR / TS
 • Copper leaves outlined in golden yellow



Coleus Vino (SB)
 #4.5 Pot
 Part Sun / M-U / GH 18-30 / GS 24-28
 S¹ / H¹ / DR
 • Deep wine w/ lime edging



Coleus Witch Doctor (Ecke)
 #4.5 Pot
 Part Sun / M-U / GH 18-24 / GS 16-24
 S¹ / H¹ / DR / GLP
 • Bright chartreuse leaves w/ dark maroon edging



Dahlia Alabama (Fides)
 #4.5 Pot
 Full-Part Sun / M-U / GH 8-10 / GS 10-14
 DR / BF / C / DF
 • Yellow



Dahlia Carolina (Fides)
 #4.5 Pot
 Full-Part Sun / M-U / GH 8-10 / GS 10-14
 DR / BF / C / DF
 • Dark red w/ yellow center



Dahlia Carolina Burgundy (Fides)
 #4.5 Pot
 Full-Part Sun / M-U / GH 8-10 / GS 10-14
 DR / BF / C / DF
 • Burgundy w/ yellow center



Dahlia Carolina Orange (Fides)
 #4.5 Pot
 Full-Part Sun / M-U / GH 8-10 / GS 10-14
 DR / BF / C / DF
 • Dark orange w/ yellow center



Dahlia Delicious Honey (SB)
 #8 TP
 Full-Part Sun / M-U / GH 14-18 / GS 12-14
 DR / BF / DF
 • Light orange w/ darker orange-red hues



Dahlia Delicious Lemon Zest (SB)
 #8 TP
 Full-Part Sun / M-U / GH 14-18 / GS 12-14
 DR / BF / DF
 • Lemon yellow w/ golden-yellow center



Dahlia Delicious Marmalade (SB)
 #8 TP
 Full-Part Sun / M-U / GH 14-18 / GS 12-14
 DR / BF / DF
 • Autumn orange w/ yellow center



Dahlias
Delicious Marshmallow (SB)

#8 TP
Full-Part Sun / M-U / GH 14-18 / GS 12-14
DR / BF / DF

- Creamy white w/ yellow center



Dahlias
Delicious Raspberry (SB)

#8 TP
Full-Part Sun / M-U / GH 14-18 / GS 12-14
DR / BF / DF

- Raspberry red w/ yellow center



Dahlias
Hypnotica Bronze Bi-Color (Fides)

#12 TP
Full-Part Sun / M-U / GH 15-19 / GS 13-15
DR / BF / Vi / FL / DF / H' / CF

- Bronze bi-color



Dahlias
Hypnotica Cherish Pink (Fides)

#12 TP
Full-Part Sun / M-U / GH 15-19 / GS 13-15
DR / BF / Vi / FL / DF / H' / CF

- Pink bi-color



Dahlias
Hypnotica Lavender (Fides)

#12 TP
Full-Part Sun / M-U / GH 15-19 / GS 13-15
DR / BF / Vi / FL / DF / H' / CF

- Lavender-pink



Dahlias
Hypnotica Orange (Fides)

#12 TP
Full-Part Sun / M-U / GH 15-19 / GS 13-15
DR / BF / Vi / FL / DF / H' / CF

- Salmon-orange



Dahlias
Hypnotica Red (Fides)

#12 TP
Full-Part Sun / M-U / GH 15-19 / GS 13-15
DR / BF / Vi / FL / DF / H' / CF

- True red



Dahlias
Hypnotica Red Velvet (Fides)

#12 TP
Full-Part Sun / M-U / GH 15-19 / GS 13-15
DR / BF / Vi / FL / DF / H' / CF

- Velvety red



Dahlias
Hypnotica Yellow (Fides)

#12 TP
Full-Part Sun / M-U / GH 15-19 / GS 13-15
DR / BF / Vi / FL / DF / H' / CF

- Vibrant yellow



Dahlias
Lisa Burgundy (Fides)

#4.5 Pot
Full-Part Sun / M-U / GH 8-10 / GS 10-14
DR / BF / C / DF

- Dark red-purple w/ yellow center



Dahlias
Lisa Dark Pink (Fides)

#4.5 Pot
Full-Part Sun / M-U / GH 8-10 / GS 10-14
DR / BF / C / DF

- Dark pink w/ yellow center



Dahlias
Lisa White (Fides)

#4.5 Pot
Full-Part Sun / M-U / GH 8-10 / GS 10-14
DR / BF / C / DF

- White w/ slight yellow cast



Dahlias
Louisiana Improved (Fides)

#4.5 Pot
Full-Part Sun / M-U / GH 8-10 / GS 10-14
DR / BF / C / DF

- Purple-pink



Dahlias
Montana (Fides)

#4.5 Pot
Full-Part Sun / M-U / GH 8-10 / GS 10-14
DR / BF / C / DF

- Yellow



Dahlias
Oregon (Fides)

#4.5 Pot
Full-Part Sun / M-U / GH 8-10 / GS 10-14
DR / BF / C / DF

- Red w/ yellow center



Dahlias
Texas (Fides)

#4.5 Pot
Full-Part Sun / M-U / GH 8-10 / GS 10-14
DR / BF / C / DF

- Pink-salmon



**Dahlias
XXL Alamos (Dummen)**
#12 TP
Full-Part Sun / M-U / GH 20 / GS 18
DR / BF / Vi / DF / H' / CF
• 4-6 inch dark red blooms



**Dahlias
XXL Chiapas (Dummen)**
#12 TP
Full-Part Sun / M-U / GH 20 / GS 18
DR / BF / Vi / DF / H' / CF
• 4-6 inch intense pink blooms



**Dahlias
XXL Durango (Dummen)**
#12 TP
Full-Part Sun / M-U / GH 20 / GS 18
DR / BF / Vi / DF / H' / CF / TS
• 4-6 inch yellow blooms



**Dahlias
XXL Hidalgo (Dummen)**
#12 TP
Full-Part Sun / M-U / GH 20 / GS 18
DR / BF / Vi / DF / H' / CF / TS
• 4-6 inch apricot blooms



**Dahlias
XXL Mayo (Dummen)**
#12 TP
Full-Part Sun / M-U / GH 20 / GS 18
DR / BF / Vi / DF / H' / CF
• 4-6 inch white blooms



**Dahlias
XXL Paraiso (Dummen)**
#12 TP
Full-Part Sun / M-U / GH 20 / GS 18
DR / BF / Vi / DF / H' / CF
• 4-6 inch pink blooms



**Dahlias
XXL Taxco (Dummen)**
#12 TP
Full-Part Sun / M-U / GH 20 / GS 18
DR / BF / Vi / DF / H' / CF
• 4-6 inch wine red blooms



**Dahlias
XXL Veracruz (Dummen)**
#12 TP
Full-Part Sun / M-U / GH 20 / GS 18
DR / BF / Vi / DF / H' / CF / TS
• 4-6 inch pink, white bi-color blooms



**Dianthus
Everlast Burgundy Blush (Selecta)**
#4.5 Pot / #9 Pot
Full-Part Sun / M / GH 8-12 / GS 10-14
DR / BF / DF / FL / FT / P / FR
• Burgundy w/ light pink blush edges



**Dianthus
Everlast Lavender + Eye (Selecta)**
#4.5 Pot / #9 Pot
Full-Part Sun / M / GH 8-12 / GS 10-14
DR / BF / DF / FL / FT / P / FR
• Pink lavender w/ burgundy eye



**Dianthus
Everlast Lilac + Eye (Selecta)**
#4.5 Pot / #9 Pot
Full-Part Sun / M / GH 8-12 / GS 10-14
DR / BF / DF / FL / FT / P / FR
• Lilac w/ maroon eye



**Dianthus
Everlast Orchid (Selecta)**
#4.5 Pot / #9 Pot
Full-Part Sun / M / GH 8-12 / GS 10-14
DR / BF / DF / FL / FT / P / FR
• Orchid



**Dianthus
Everlast White + Eye (Selecta)**
#4.5 Pot / #9 Pot
Full-Part Sun / M / GH 8-12 / GS 10-14
DR / BF / DF / FL / FT / P / FR
• White w/ pink eye



**Dianthus
Kahori Pink (Fides-Oro)**
#4.5 Pot / #9 Pot
Full-Part Sun / M / GH 8-12 / GS 12-18
DR / BF / FL / FT / P / FR
• Rose-dark pink



**Diascia
Darla Appleblossom (GF)**
#4.5 Pot / #10 HB
Full-Part Sun / M / GH 12-14 / GS 12-14
HB / BF / ND / FT
• Soft pink w/ white bi-color




**Diascia
Darla Deep Salmon '11 (GF)**
#4.5 Pot / #8 TP / #10 HB
Full-Part Sun / M / GH 12-14 / GS 12-14
HB / BF / ND / FT
• Salmon-peach



Diascia
Darla Light Pink (GF)
 #4.5 Pot / #8 TP / #10 HB
 Full-Part Sun / M / GH 12-14 / GS 12-14
 HB / BF / ND / FT
 • Light pink



Diascia
Darla Orange (GF)
 #4.5 Pot / #10 HB
 Full-Part Sun / M / GH 12-14 / GS 12-14
 HB / BF / ND / FT
 • Sherbet orange



Diascia
Darla Red (GF)
 #4.5 Pot / #8 TP / #10 HB
 Full-Part Sun / M / GH 10-12 / GS 10-12
 HB / BF / ND / FT / C
 • Brick red



Diascia
Darla Rose (GF)
 #4.5 Pot / #10 HB
 Full-Part Sun / M / GH 12-14 / GS 12-14
 FT / HB / BF / ND
 • Rose-pink



Diascia
Darla White '11 (GF)
 #4.5 Pot / #8 TP / #10 HB
 Full-Part Sun / M / GH 12-14 / GS 12-14
 HB / BF / ND / FT
 • White



Divine New Guinea
Cherry Red
 1801 Tray / 306 HP
 Part Sun-Shade / M-U / GH 10-14 / GS 12-14
 GLP / Ve / S' / H' / C / DMT
 • Cherry red



Divine New Guinea
Hot Mix
 1801 Tray / 306 HP
 Part Sun-Shade / M-U / GH 10-14 / GS 12-14
 GLP / Ve / S' / H' / C / DMT
 • Mix of scarlet red, cherry red, violet & bronze leaf orange



Divine New Guinea
Lavender
 1801 Tray / 306 HP
 Part Sun-Shade / M-U / GH 10-14 / GS 12-14
 GLP / Ve / S' / H' / C / DMT
 • Lavender



Divine New Guinea
Mix Improved
 1801 Tray / 306 HP
 Part Sun-Shade / M-U / GH 10-14 / GS 12-14
 GLP / Ve / S' / H' / C / DMT
 • Mix of all Divine colors



Divine New Guinea
Mystic Mix Improved
 1801 Tray / 306 HP
 Part Sun-Shade / M-U / GH 10-14 / GS 12-14
 GLP / Ve / S' / H' / C / DMT
 • Mix of lavender, violet & pink pearl



Divine New Guinea
Orange Bronze Leaf
 1801 Tray / 306 HP
 Part Sun-Shade / M-U / GH 10-14 / GS 12-14
 GLP / Ve / S' / H' / C / DMT
 • Deep-orange on mid-bronze foliage



Divine New Guinea
Orange Green Leaf
 1801 Tray / 306 HP
 Part Sun-Shade / M-U / GH 10-14 / GS 12-14
 GLP / Ve / S' / H' / C / DMT
 • Deep orange on green foliage



Divine New Guinea
Pink
 1801 Tray / 306 HP
 Part Sun-Shade / M-U / GH 10-14 / GS 12-14
 GLP / Ve / S' / H' / C / DMT
 • Pink



Divine New Guinea
Pink Pearl Bronze Leaf
 1801 Tray / 306 HP
 Part Sun-Shade / M-U / GH 10-14 / GS 12-14
 GLP / Ve / S' / H' / C / DMT
 • Blush pink on mid-bronze foliage



Divine New Guinea
Red White Mix
 1801 Tray / 306 HP
 Part Sun-Shade / M-U / GH 10-14 / GS 12-14
 GLP / Ve / S' / H' / C / DMT
 • Mix of scarlet red & white



Divine New Guinea
Salsa Mix
 1801 Tray / 306 HP
 Part Sun-Shade / M-U / GH 10-14 / GS 12-14
 GLP / Ve / S' / H' / C / DMT
 • Mix of bronze leaf orange, scarlet red & white



**Divine New Guinea
Scarlet Red**

1801 Tray / 306 HP
Part Sun-Shade / M-U / GH 10-14 / GS 12-14
GLP / Ve / S¹ / H¹ / C / DMT
• Bright scarlet red



**Divine New Guinea
Violet**

1801 Tray / 306 HP
Part Sun-Shade / M-U / GH 10-14 / GS 12-14
GLP / Ve / S¹ / H¹ / C / DMT
• Violet



**Divine New Guinea
White**

1801 Tray / 306 HP
Part Sun-Shade / M-U / GH 10-14 / GS 12-14
GLP / Ve / S¹ / H¹ / C / DMT
• White



**Dorotheanthus
Mezoo Trailing Red (GF)**

#4.5 Pot
Full-Part Sun / T / GH 6-8 / GS 18-20
H¹ / D¹ / Vi / Ve / SF
• Deep rose-red



**Double Impatiens
Fiesta Appleblossom (SB)**

#4.5 Pot / #8 HB / #10 HB
Part Sun-Shade / M / GH 10-16 / GS 10-12
S¹ / BF / HB / ND / DF / DMS
• Light pink-rose



**Double Impatiens
Fiesta Deep Orange (SB)**

#4.5 Pot / #8 HB / #10 HB
Part Sun-Shade / M / GH 10-16 / GS 10-12
S¹ / BF / HB / ND / DF / DMS
• Deep scarlet-orange



**Double Impatiens
Fiesta Lavender Orchid (SB)**

#4.5 Pot / #8 HB / #10 HB
Part Sun-Shade / M / GH 10-16 / GS 10-12
S¹ / BF / HB / ND / DF / DMS
• Lavender orchid



**Double Impatiens
Fiesta Ole Cherry (SB)**

#4.5 Pot / #8 HB
Part Sun-Shade / M / GH 10-12 / GS 10-12
S¹ / BF / HB / ND / DF / DMS / C
• Cherry red



**Double Impatiens
Fiesta Ole Frost (SB)**

#4.5 Pot / #8 HB
Part Sun-Shade / M / GH 10-12 / GS 10-12
S¹ / BF / HB / ND / DF / DMS / C
• Frosty white



**Double Impatiens
Fiesta Ole Peppermint (SB)**

#4.5 Pot / #8 HB
Part Sun-Shade / M / GH 10-12 / GS 10-12
S¹ / BF / HB / ND / DF / DMS / C
• Pink, white bi-color



**Double Impatiens
Fiesta Ole Purple Stripe (SB)**

#4.5 Pot / #8 HB
Part Sun-Shade / M / GH 10-12 / GS 10-12
S¹ / BF / HB / ND / DF / DMS / C
• Purple, white bi-color



**Double Impatiens
Fiesta Ole Purple (SB)**

#4.5 Pot / #8 HB
Part Sun-Shade / M / GH 10-12 / GS 10-12
S¹ / BF / HB / ND / DF / DMS / C
• Rosy-purple



**Double Impatiens
Fiesta Ole Rose (SB)**

#4.5 Pot / #8 HB
Part Sun-Shade / M / GH 10-12 / GS 10-12
S¹ / BF / HB / ND / DF / DMS / C
• Rose



**Double Impatiens
Fiesta Ole Salmon (SB)**

#4.5 Pot / #8 HB
Part Sun-Shade / M / GH 10-12 / GS 10-12
S¹ / BF / HB / ND / DF / DMS / C
• Salmon



**Double Impatiens
Fiesta Purple Improved (SB)**

#4.5 Pot / #8 HB / #10 HB
Part Sun-Shade / M / GH 10-16 / GS 10-12
S¹ / BF / HB / ND / DF / DMS
• Purple-pink



**Double Impatiens
Fiesta Rose (SB)**

#4.5 Pot / #8 HB / #10 HB
Part Sun-Shade / M / GH 10-16 / GS 10-12
S¹ / BF / HB / ND / DF / DMS
• Rose-pink



**Double Impatiens
Fiesta Salmon (SB)**

#4.5 Pot / #8 HB / #10 HB
Part Sun-Shade / M / GH 10-16 / GS 10-12
S¹ / BF / HB / ND / DF / DMS
• Salmon



**Double Impatiens
Fiesta Salsa Red (SB)**

#4.5 Pot / #8 HB / #10 HB
Part Sun-Shade / M / GH 10-16 / GS 10-12
S¹ / BF / HB / ND / DF / DMS
• Bright red



**Double Impatiens
Fiesta Sparkler Cherry (SB)**

#4.5 Pot / #8 HB / #10 HB
Part Sun-Shade / M / GH 10-16 / GS 10-12
S¹ / BF / HB / ND / DF / DMS
• Cherry-red, white bi-color



**Double Impatiens
Fiesta Sparkler Hot Pink (SB)**

#4.5 Pot / #8 HB / #10 HB
Part Sun-Shade / M / GH 10-16 / GS 10-12
S¹ / BF / HB / ND / DF / DMS
• Hot-pink, white bi-color



**Double Impatiens
Fiesta Sparkler Orange (SB)**

#4.5 Pot / #8 HB / #10 HB
Part Sun-Shade / M / GH 10-16 / GS 10-12
S¹ / BF / HB / ND / DF / DMS
• Orange, white bi-color



**Double Impatiens
Fiesta Stardust Pink (SB)**

#4.5 Pot / #8 HB / #10 HB
Part Sun-Shade / M / GH 10-16 / GS 10-12
S¹ / BF / HB / ND / DF / DMS
• Pink w/ white dusting



**Double Impatiens
Fiesta White (SB)**

#4.5 Pot / #8 HB / #10 HB
Part Sun-Shade / M / GH 10-16 / GS 10-12
S¹ / BF / HB / ND / DF / DMS
• Pure white



**Double Impatiens
Silhouette Appleblossom (GF)**

#4.5 Pot / #8 HB / #10 HB
Part Sun-Shade / M / GH 8-10 / GS 8-10
S¹ / BF / HB / ND / DF / DMS
• Light peach-pink



**Double Impatiens
Silhouette Cherry (GF)**

#4.5 Pot / #8 HB / #10 HB
Part Sun-Shade / M / GH 10-12 / GS 10-12
S¹ / BF / HB / ND / DF / DMS
• Cherry red



**Double Impatiens
Silhouette Light Pink (GF)**

#4.5 Pot / #8 HB / #10 HB
Part Sun-Shade / M / GH 8-10 / GS 8-10
S¹ / BF / HB / ND / DF / DMS
• Light pink



**Double Impatiens
Silhouette Purple (GF)**

#4.5 Pot / #8 HB / #10 HB
Part Sun-Shade / M / GH 10-12 / GS 10-12
S¹ / BF / HB / ND / DF / DMS
• Purple



**Double Impatiens
Silhouette Rose (GF)**

#4.5 Pot / #8 HB / #10 HB
Part Sun-Shade / M / GH 10-12 / GS 10-12
S¹ / BF / HB / ND / DF / DMS
• Deep pink



**Double Impatiens
Silhouette Salmon (GF)**

#4.5 Pot / #8 HB / #10 HB
Part Sun-Shade / M / GH 10-12 / GS 10-12
S¹ / BF / HB / ND / DF / DMS
• Vibrant salmon



**Double Impatiens
Silhouette White (GF)**

#4.5 Pot / #8 HB / #10 HB
Part Sun-Shade / M / GH 8-10 / GS 8-10
S¹ / BF / HB / ND / DF / DMS
• Pure white

**FACTS ON
DIVINE™
NEW
GUINEAS**

- Highly tolerant of Impatiens Downy Mildew
- Only professional seed New Guinea on the market
- Establish quickly in landscape
- Expanded range of colors
- Economical





**Erysimum
Poem Lavender**

#4.5 Pot
Full-Part Sun / M
FR / FT / C / P
• Soft lavender to dark lavender



**Erysimum
Poem Lilac**

#4.5 Pot
Full-Part Sun / M
FR / FT / C / P
• Lilac



**Euphorbia
Breathless Blush (SB)**

#4.5 Pot
Full-Part Sun / M / GH 8-12 / GS 20-24
H⁺ / D⁺ / DR / ND / Ve
• Airy light pink fades to white on red-flushed leaf



**Euphorbia
Euphoric White (GF)**

#4.5 Pot
Full-Part Sun / M / GH 14-20 / GS 14-20
H⁺ / D⁺ / DR / ND / Ve / Vi / TS
• Clouds of small white flowers



**Gerbera
Jaguar Mix**

#4.5 Pot
Full-Part Sun / U / GH 10-12 / GS 8-12
BF / CF / H⁺



**Gerbera
Mega Revolution Mix**

#12 TP
Full-Part Sun / U / GH 11-16 / GS 8
Vi / BF / CF / H⁺



**Gerbera
Revolution Mix**

#4.5 Pot
Full-Part Sun / U / GH 8-10 / GS 5-6
C / BF / CF / H⁺



**Gerbera
Royal Premium Mix**

#8 TP
Full-Part Sun / U / GH 12-15 / GS 8-12
Ve / BF / CF / H⁺



ADDITIONAL NOTES ON GERBERAS

All of our Gerbera's are sold as a mix only. Mega Revolution Mix & Royal Premium Mix feature 3 ½ to 4 inch blooms, Jaguar Mix flowers are 3 to 4 inches, and the Revolution Mix blooms come in at 2 ½ to 3 inches.



Helicrysum Silverstar (Dummen)

#4.5 Pot
Full-Part Sun / S /
DR / Ve
• Silver foliage



Heimalis Begonias Batik (Dummen)

#4.5 Pot
Part Sun-Shade / M / GH 10-14 / GS 8-10
Double Flowers
• Deep orange



Heimalis Begonias Blitz (Dummen)

#4.5 Pot
Part Sun-Shade / M / GH 10-14 / GS 8-10
Double Flowers
• Bright yellow



Heimalis Begonias Brigitte (Dummen)

#8 TP / #10 HB
Part Sun-Shade / M / GH 10-14 / GS 8-10
Double Flowers
• Deep Orange



Heimalis Begonias Carneval (Dummen)

#4.5 Pot
Part Sun-Shade / M / GH 10-14 / GS 8-10
Double Flowers
• Orange, yellow bi-color



Heimalis Begonias Clara (Dummen)

#4.5 Pot
Part Sun-Shade / M / GH 10-14 / GS 8-10
Double Flowers
• White



Heimalis Begonias Dark Britt (Dummen)

#4.5 Pot
Part Sun-Shade / M / GH 10-14 / GS 8-10
Double Flowers
• Tangerine orange



Heimalis Begonias Dragone Champagne (Dummen)

#8 TP / #10 HB
Part Sun-Shade / M / GH 10-14 / GS 8-10
Double Flowers
• Cognac, rose bi-color



Heimalis Begonias Dragone Dusty Rose (Dummen)

#8 TP / #10 HB
Part Sun-Shade / M / GH 10-14 / GS 8-10
Double Flowers
• Pink



Heimalis Begonias Dragone Sunset (Dummen)

#8 TP / #10 HB
Part Sun-Shade / M / GH 10-14 / GS 8-10
Double Flowers
• Pink & yellow blush bi-color



Heimalis Begonias Dragone White Blush (Dummen)

#8 TP / #10 HB
Part Sun-Shade / M / GH 10-14 / GS 8-10
Double Flowers
• White, pink bi-color



Heimalis Begonias Eva (Dummen)

#4.5 Pot
Part Sun-Shade / M / GH 10-14 / GS 8-10
Double Flowers
• Yellow, rose bi-color



Heimalis Begonias Flamingo Rose (Dummen)

#8 TP / #10 HB
Part Sun-Shade / M / GH 10-14 / GS 8-10
Double Flowers
• Intense Pink



Heimalis Begonias Nadine (Dummen)

#8 TP / #10 HB
Part Sun-Shade / M / GH 10-14 / GS 8-10
Double Flowers
• Rich yellow



Heimalis Begonias Nelly (Dummen)

#4.5 Pot
Part Sun-Shade / M / GH 10-14 / GS 8-10
Double Flowers
• Light pink



Heimalis Begonias Netja Dark (Dummen)

#4.5 Pot
Part Sun-Shade / M / GH 10-14 / GS 8-10
Double Flowers
• Dark pink-rose



Heimalis Begonias Olympic Red (Dummen)

#8 TP / #10 HB
Part Sun-Shade / M / GH 10-14 / GS 8-10
Double Flowers
• Deep red



Heimalis Begonias Polly (Dummen)

#4.5 Pot
Part Sun-Shade / M / GH 10-14 / GS 8-10
Double Flowers
• Rose, white bi-color



Heimalis Begonias Veronica (Dummen)

#4.5 Pot
Part Sun / M / GH 10-14 / GS 8-10
Double Flowers
• Cherry red



Ipomoea Illusion Emerald Lace (PW)

#4.5 Pot
Full-Part Sun / M / GH 8-10 / GS 10-12
H¹ / D¹ / Ve / ND / C
• Deeply dissected, emerald green foliage



Ipomoea Illusion Garnet Lace (PW)

#4.5 Pot
Full-Part Sun / M / GH 8-10 / GS 10-12
H¹ / D¹ / Ve / ND / C
• Deeply dissected, garnet red foliage



Ipomoea Illusion Midnight Lace (PW)

#4.5 Pot
Full-Part Sun / M / GH 8-10 / GS 10-12
H¹ / D¹ / Ve / ND / C
• Deeply dissected, dark purple foliage w/ magenta veins



Ipomoea Sidekick Black (GF)

#4.5 Pot
Full-Part Sun / M-T / GH 12-14 / GS 30-36
H¹ / D¹ / Ve / ND
• Dark purple foliage



Ipomoea Sidekick Black Heart (GF)

#4.5 Pot
Full-Part Sun / M-T / GH 12-14 / GS 30-36
H¹ / D¹ / Ve / ND
• Dark purple foliage



Ipomoea Sweet Caroline Lime (GF)

#4.5 Pot
Full-Part Sun / M-T / GH 12-14 / GS 30-36
H¹ / D¹ / Ve / ND
• Bright chartreuse foliage



Ipomoea Sweet Caroline Bewitched Purple (PW)

#4.5 Pot
Full-Part Sun / M-T / GH 6-8 / GS 18-24
H¹ / D¹ / Ve / ND
• Large-toothed, purple leaves



Ipomoea Sweet Caroline Bronze (PW)

#4.5 Pot
Full-Part Sun / M-T / GH 6-8 / GS 18-24
H¹ / D¹ / Ve / ND
• Bronze to purple-bronze w/ purple veins



Ipomoea Sweet Caroline Light Green (PW)

#4.5 Pot
Full-Part Sun / M-T / GH 6-8 / GS 18-24
H¹ / D¹ / Ve / ND / TS
• Chartreuse foliage



Ipomoea Sweet Caroline Raven (PW)

#4.5 Pot
Full-Part Sun / M-T / GH 6-8 / GS 18-24
H¹ / D¹ / Ve / ND
• Rich, dark purple-black foliage



Ipomoea Sweet Caroline Red (PW)

#4.5 Pot
Full-Part Sun / M-T / GH 6-8 / GS 18-24
H¹ / D¹ / Ve / ND
• Dark burgundy-red foliage

IPOMOEA LEAVES

PALMATE: Illusion Emerald Lace, Illusion Garnet Lace, Illusion Midnight Lace, Sidekick Black, Sweet Caroline Bronze, Sweet Caroline Light Green, Sweet Caroline Raven, Sweet Caroline Red

TOOTHED: Sweet Caroline Bewitched Purple

CORDATE/HEART: Sidekick Black Heart, Sidekick Lime, Sweet Caroline Sweet Heart Light Green, Sweet Caroline Sweet Heart Purple, Sweet Caroline Sweet Heart Red



Ipomoea
Sweet Caroline Sweet Heart Light Green (PW)
#4.5 Pot
Full-Part Sun / M-T / GH 6-8 / GS 18-24
H¹ / D¹ / Ve / ND / TS
• Light green to chartreuse foliage




Ipomoea
Sweet Caroline Sweet Heart Purple (PW)
#4.5 Pot
Full-Part Sun / M-T / GH 6-8 / GS 18-24
H¹ / D¹ / Ve / ND
• Dark purple foliage



Ipomoea
Sweet Caroline Sweet Heart Red (PW)
#4.5 Pot
Full-Part Sun / M-T / GH 6-8 / GS 18-24
H¹ / D¹ / Ve / ND
• Red-purple to red-bronze foliage



Ivy Geraniums
Acapulco Compact Cascade (SF)
#4.5 Pot / #8 HB / #10 HB
Full-Part Sun / T / GH 10-14 / GS 20-26
SF / H¹ / D¹ / Vi / GLP / FL / BF / DR / ND
• Pink, white bi-color



Ivy Geraniums
Blue Blizzard (SF)
#4.5 Pot
Full-Part Sun / M / GH 10-14 / GS 14-22
SF / H¹ / D¹ / Vi / FL / BF / SC
• Light violet-lavender



Ivy Geraniums
Red Blizzard (SF)
#4.5 Pot
Full-Part Sun / M / GH 10-14 / GS 14-22
SF / H¹ / D¹ / Vi / FL / BF / SC
• Scarlet red



Ivy Geraniums
Caliente Coral (SF)
#4.5 Pot / #8 HB / #10 HB
Full-Part Sun / M / GH 12-14 / GS 12-14
Ivy-Zonal Cross / H¹ / D¹ / Ve / GLP / DR / SF
• Coral



Ivy Geraniums
Caliente Dark Rose (SF)
#4.5 Pot / #8 HB / #10 HB
Full-Part Sun / M / GH 12-14 / GS 12-14
Ivy-Zonal Cross / H¹ / D¹ / Ve / GLP / DR / SF
• Bold dark rose



Ivy Geraniums
Caliente Deep Red (SF)
#4.5 Pot / #8 HB / #10 HB
Full-Part Sun / M / GH 12-14 / GS 12-14
Ivy-Zonal Cross / H¹ / D¹ / Ve / GLP / DR / SF
• True red



Ivy Geraniums
Caliente Fire (SF)
#4.5 Pot / #8 HB / #10 HB
Full-Part Sun / M / GH 6-12 / GS 12-14
Ivy-Zonal Cross / D¹ / H¹ / Ve / GLP / DR / SF / DGF
• Bright scarlet



Ivy Geraniums
Caliente Hot Coral (SF)
#4.5 Pot / #8 HB / #10 HB
Full-Part Sun / M / GH 12-14 / GS 12-14
Ivy-Zonal Cross / H¹ / D¹ / Ve / GLP / DR / SF / DGF
• Bright coral



Ivy Geraniums
Caliente Lavender (SF)
#4.5 Pot / #8 HB / #10 HB
Full-Part Sun / M / GH 12-14 / GS 12-14
Ivy-Zonal Cross / H¹ / D¹ / Ve / GLP / DR / SF
• Lilac



Ivy Geraniums
Caliente Orange (SF)
#4.5 Pot / #8 HB / #10 HB
Full-Part Sun / M / GH 12-14 / GS 12-14
Ivy-Zonal Cross / H¹ / D¹ / Ve / GLP / DR / SF / DGF
• Orange



Ivy Geraniums
Caliente Pink (SF)
#4.5 Pot / #8 HB / #10 HB
Full-Part Sun / M / GH 12-14 / GS 12-14
Ivy-Zonal Cross / H¹ / D¹ / Ve / GLP / DR / SF / DGF
• Pink



Ivy Geraniums
Caliente Rose (SF)
#4.5 Pot / #8 HB / #10 HB
Full-Part Sun / M / GH 12-14 / GS 12-14
Ivy-Zonal Cross / H¹ / D¹ / Ve / GLP / DR / SF
• Bright rose



**Ivy Geraniums
Confessa Burgundy (SF)**
#4.5 Pot / #8 HB / #10 HB
Full-Part Sun / M-T / GH 10-12 / GS 12-16
Semi-Double Flower / DR / HB / H[†]
• Wine or deep burgundy



**Ivy Geraniums
Confessa Burgundy Bi-Color (SF)**
#4.5 Pot / #8 HB / #10 HB
Full-Part Sun / M-T / GH 10-12 / GS 12-16
Semi-Double Flower / DR / HB / H[†] / TS
• Burgundy, white bi-color



**Ivy Geraniums
Confessa Lavender (SF)**
#4.5 Pot / #8 HB / #10 HB
Full-Part Sun / M-T / GH 10-12 / GS 12-16
Semi-Double Flower / DR / HB / H[†]
• Dark lavender



**Ivy Geraniums
Confessa Red (SF)**
#4.5 Pot / #8 HB / #10 HB
Full-Part Sun / M-T / GH 10-12 / GS 12-16
Semi-Double Flower / DR / HB / H[†] / Vi
• Red



**Ivy Geraniums
Confessa White (SF)**
#4.5 Pot / #8 HB / #10 HB
Full-Part Sun / M-T / GH 10-12 / GS 12-16
Semi-Double Flower / DR / HB / H[†] / Vi
• White w/ pink eye



**Ivy Geraniums
Freestyle Arctic Red (SF)**
#4.5 Pot / #8 HB / #10 HB
Full-Part Sun / ST / GH 8-14 / GS 8-14
DR / HB / SDF / Vi / H[†] / TS
• Red flower w/ white center



**Ivy Geraniums
Freestyle Cherry Rose (SF)**
#4.5 Pot / #8 HB / #10 HB
Full-Part Sun / ST / GH 8-14 / GS 8-14
DR / HB / SDF / Vi / H[†] / TS
• Bright cherry rose



**Ivy Geraniums
Lila Compact Cascade (SF)**
#4.5 Pot / #8 HB / #10 HB
Full-Part Sun / T / GH 10-14 / GS 20-26
D[†] / DR / BF / H[†] / FL / Vi / GLP / SF
• Lavender pink



**Ivy Geraniums
Temprano Lavender (SF)**
#4.5 Pot / #8 HB / #10 HB
Full-Part Sun / ST / GH 10-14 / GS 14-20
H[†] / DR / SDF / FL / Top Seller
• Light lavender to pale purple



**Ivy Geraniums
Temprano Orange (SF)**
#4.5 Pot / #8 HB / #10 HB
Full-Part Sun / ST / GH 10-14 / GS 14-22
SDF / FL / H[†] / DR / HB
• Orange-coral



**Ivy Geraniums
Temprano Pink '11 (SF)**
#4.5 Pot / #8 HB / #10 HB
Full-Part Sun / ST / GH 10-14 / GS 14-22
SDF / FL / H[†] / DR / HB
• Pink



**Ivy Geraniums
Sofie Cascade (SF)**
#4.5 Pot / #8 HB / #10 HB
Full-Part Sun / T / GH 10-14 / GS 20-26
H[†] / D[†] / DR / BF / H[†] / FL / Vi / GLP / ND / TS
• Light salmon-pink



**Ivy Geraniums
White Cascade (SF)**
#4.5 Pot / #8 HB
Full-Part Sun / T / GH 10-14 / GS 20-26
H[†] / D[†] / DR / BF / H[†] / FL / Vi / GLP / ND / TS
• White



**Lantana
Bandana Cherry (GF)**
#4.5 Pot / #8 TP / #10 HB
Full Sun / M-U / GH 16-20 / GS 16-20
H¹ / D¹ / DR / BF / HB / B / GLP
• Deep cherry red, bright yellow, orange



**Lantana
Bandana Cherry Sunrise (GF)**
#4.5 Pot / #8 TP / #10 HB / 306 HP
Full Sun / M-U / GH 16-20 / GS 16-20
H¹ / D¹ / DR / BF / HB / B / GLP / TS
• Cherry red, pink, golden flowers



**Lantana
Bandana Lemon Zest (GF)**
#4.5 Pot / #8 TP / #10 HB / 306 HP
Full Sun / M-U / GH 16-20 / GS 16-20
H¹ / D¹ / DR / BF / HB / B / GLP / TS
• Lemon yellow, creamy yellow to white



**Lantana
Bandana Light Yellow (GF)**
#4.5 Pot / #8 TP / #10 HB
Full Sun / M-U / GH 12-16 / GS 16-20
H¹ / D¹ / DR / BF / HB / B / GLP
• Brilliant light yellow



**Lantana
Bandana Peach (GF)**
#4.5 Pot / #8 TP / #10 HB
Full Sun / M-U / GH 12-16 / GS 16-20
H¹ / D¹ / DR / BF / HB / B / GLP
• Yellow, orange, pink



**Lantana
Bandana Pink (GF)**
#4.5 Pot / #8 TP / #10 HB #12 TP
Full Sun / M-U / GH 18-22 / GS 18-22
H¹ / D¹ / DR / BF / HB / B / GLP
• Pink, pale yellow



**Lantana
Bandana Red (GF)**
#4.5 Pot / #8 TP / #10 HB / #12 TP / 306 HP
Full Sun / M-U / GH 16-20 / GS 16-20
H¹ / D¹ / DR / BF / HB / B / GLP / TS
• Red, orange



**Lantana
Bandana Rose (GF)**
#4.5 Pot / #8 TP / #10 HB / #12 TP
Full Sun / M-U / GH 18-22 / GS 18-22
H¹ / D¹ / DR / BF / HB / B / GLP / TS
• Rosy pink, pale yellow



**Lantana
Bandana Trailing Gold (GF)**
#4.5 Pot / #8 TP / #10 HB
Full Sun / T / GH 14-18 / GS 36-40
H¹ / D¹ / DR / BF / HB / B / GLP
• Golden yellow



**Lantana
Bandana White (GF)**
#4.5 Pot / #8 TP / #10 HB / 306 HP
Full Sun / M-U / GH 16-20 / GS 16-20
H¹ / D¹ / DR / BF / HB / B / GLP / TS
• White



**Lantana
Luscious Citrus Blend (PW)**
#4.5 Pot
Full Sun / M-U / GH 24-30 / GS 30-36
H¹ / D¹ / DR / BF / HB / B / GLP
• Red-orange, bright yellow



**Lantana
Luscious Grape (PW)**
#4.5 Pot
Full Sun / M-U / GH 24-30 / GS 30-36
H¹ / D¹ / DR / BF / HB / B / GLP
• Lavender-purple

WHY LANTANA?

- Love the heat and drought tolerant
- Versatile and outstanding in the landscape
- Known for their abundant clusters of small, bright colored flowers
- Deer resistant
- Attracts Butterflies, Hummingbirds & Bees
- Bloom until frost



Lantana
Luscious Lemonade (PW)
 #4.5 Pot
 Full Sun / M-U / GH 24-30 / GS 30-36
 H¹ / D¹ / DR / BF / HB / B / GLP
 • Light yellow



Lantana
Luscious Tropical Fruit (PW)
 #4.5 Pot
 Full Sun / M / GH 18-24 / GS 24-36
 H¹ / D¹ / DR / BF / HB / B / GLP
 • Pink, bright yellow



Lantana
Santana Banana Punch (Danziger)
 #4.5 Pot / #10 HB / #12 TP
 Full Sun / ST / GH 16-20 / GS 30-36
 H¹ / D¹ / DR / BF / HB / B / GLP / Vi
 • Purple, pink, yellow (pastel)



Lantana
Santana Banana Punch (Danziger)
 #4.5 Pot / #8 TP / #10 HB / #12 TP
 Full Sun / ST / GH 16-20 / GS 24-30
 H¹ / D¹ / DR / BF / HB / B / GLP
 • Red, orange



Lantana
Santana Banana Punch (Danziger)
 #4.5 Pot / #8 TP / #10 HB / #12 TP
 Full Sun / ST / GH 16-20 / GS 30-36
 H¹ / D¹ / DR / BF / HB / B / GLP / Vi
 • Light yellow



Lobelia
Techno Blue (GF)
 #4.5 Pot / #10 HB
 Full-Part Sun / T / GH 6-10 / GS 18-22
 H¹ / BF / ND
 • Cobalt blue



Lobelia
Techno Heat Dark Blue (GF)
 #4.5 Pot / #10 HB
 Full-Part Sun / T / GH 6-10 / GS 18-22
 H¹ / BF / ND
 • Dark blue-purple



Lobelia
Techno Heat Electric Blue (GF)
 #4.5 Pot / #10 HB
 Full-Part Sun / T / GH 6-10 / GS 18-22
 H¹ / BF / ND
 • Bright medium blue



Lobelia
Techno Heat Light Blue '11 (GF)
 #4.5 Pot / #10 HB
 Full-Part Sun / T / GH 6-10 / GS 20-24
 H¹ / BF / ND
 • Light blue-lilac w/ white center



Lobelia
Techno Heat Light Purple (GF)
 #4.5 Pot / #10 HB
 Full-Part Sun / T / GH 6-10 / GS 18-22
 H¹ / BF / ND
 • Light purple



Lobelia
Techno Heat Violet '11 (GF)
 #4.5 Pot / #10 HB
 Full-Part Sun / T / GH 6-10 / GS 20-24
 H¹ / BF / ND
 • Violet



Lobelia
Techno Heat White (GF)
 #4.5 Pot / #10 HB
 Full-Part Sun / T / GH 6-10 / GS 18-22
 H¹ / BF / ND
 • White



Lobelia
Techno Heat Upright Blue (GF)
 #4.5 Pot / #8 TP
 Full-Part Sun / M-U / GH 8-12 / GS 14-18
 H¹ / BF / ND
 • Sky blue w/ white center



Lobelia
Techno Heat Upright Dark Blue (GF)
 #4.5 Pot / #8 TP
 Full-Part Sun / M-U / GH 8-12 / GS 14-18
 H¹ / BF / ND
 • Dark blue-purple w/ white center



Lobelia
Techno Heat Upright Light Blue Imp. (GF)
 #4.5 Pot / #8 TP
 Full-Part Sun / M-U / GH 8-12 / GS 16-20
 H¹ / BF / ND
 • Light blue-lilac w/ white center



Lobelia
Techno Heat Upright White (GF)
 #4.5 Pot / #8 TP
 Full-Part Sun / M-U / GH 8-12 / GS 14-18
 H¹ / BF / ND
 • White



**Lobularia
Lavender Stream (Danziger)**
#4.5 Pot / #8 TP / #10 HB
Full-Part Sun / ST / GH 8-12 / GS 12-15
H¹ / HB / BF / B / FR / Vi / FL / ND
• Lavender purple



**Lobularia
Silver Stream (Danziger)**
#4.5 Pot / #8 TP / #10 HB
Full-Part Sun / ST / GH 8-12 / GS 12-15
H¹ / HB / BF / B / FR / Vi / FL / ND
• White



**Lysimachia
Goldii (GF)**
#4.5 Pot
Full-Part Sun / T / GH 4-6 / GS 10-16
D¹ / Vi / Ve
• Lime green foliage



**Morning Glory
Cameo Elegance**
#4.5 Pot
Full Sun / T / GS 8-16 FT
H¹ / BF / HB
• Rose-red w/ white throat & edging



**Morning Glory
Clark's Heavenly Blue**
#4.5 Pot
Full Sun / T / GS 8-16 FT
H¹ / BF / HB
• Sky blue w/ white throat



**Nemesia
Angelart Orange (Fides/Oro)**
#4.5 Pot / #8 TP / #10 HB
Full-Part Sun / U-M / GH 10-12 / GS 8-10
B / BF / Vi / FR / ND / FT
• Shades of orange



**Nemesia
Angelart Raspberry (Fides/Oro)**
#4.5 Pot / #8 TP / #10 HB
Full-Part Sun / U-M / GH 10-12 / GS 8-10
B / BF / FR / ND / FT
• Dark rose



**Nemesia
Angelart Strawberry (Fides/Oro)**
#4.5 Pot / #8 TP / #10 HB
Full-Part Sun / U-M / GH 10-12 / GS 8-10
B / BF / FR / ND / FT
• Strawberry red



**Nemesia
Blue Bird (PW)**
#4.5 Pot / #8 TP
Full-Part Sun / U-M / GH 10-12 / GS 8-10
B / BF / FR / ND / FT
• Blue-purple w/ yellow eye





Nemesia Compact Innocence (PW)
 #4.5 Pot
 Full-Part Sun / U-M / GH 10-12 / GS 8-10
 B / BF / FR / ND / FT / C
 • White w/ yellow eye



Nemesia Compact Pink Innocence (PW)
 #4.5 Pot
 Full-Part Sun / U-M / GH 10-12 / GS 8-10
 B / BF / FR / ND / FT / C
 • Delicate pink w/ yellow eye



Nemesia Nessie Plus Golden Yellow (Fides/Oro)
 #4.5 Pot / #8 TP / #10 HB
 Full-Part Sun / M-T / GH 8-12 / GS 8-10
 B / BF / FR / ND / FT / C
 • Golden yellow



Nemesia Opal Innocence (PW)
 #4.5 Pot
 Full-Part Sun / U-M / GH 10-12 / GS 6-8
 B / BF / FR / ND / FT / C
 • Shades of rosy-pink, ivory, lavender



New Guinea Impatiens Sonic Amethyst (GF)
 #4.5 Pot / #8 HB / #8 TP / #10 HB
 #14 TP / #14 MB / 306 HP
 Part Sun-Shade / M / GH 12-14 / GS 12-14
 S⁺ / Ve / GLP / DMT / TS
 • Dark lavender on dark green foliage



New Guinea Impatiens Sonic Bright Pink (GF)
 #4.5 Pot / #8 HB / #8 TP / #10 HB
 #14 TP / #14 MB
 Part Sun-Shade / M / GH 12-14 / GS 12-14
 S⁺ / Ve / GLP / DMT / TS
 • Bright pink on dark green foliage



New Guinea Impatiens Sonic Deep Purple (GF)
 #4.5 Pot / #8 HB / #8 TP / #14 TP / #14 MB / 306 HP
 S⁺ / Ve / GLP / DMT
 • Deep dark purple on dark green foliage



New Guinea Impatiens Sonic Light Lavender (GF)
 #4.5 Pot / #8 HB / #8 TP / #10 HB
 #14 TP / #14 MB
 Part Sun-Shade / M / GH 12-14 / GS 12-14
 S⁺ / Ve / GLP / DMT / TS
 • Pale lavender on dark green foliage



New Guinea Impatiens Sonic Light Pink (GF)
 #4.5 Pot / #8 HB / #8 TP / #10 HB / #14 TP
 Part Sun-Shade / M / GH 12-14 / GS 12-14
 S⁺ / Ve / GLP / DMT
 • Light pink on dark green foliage



New Guinea Impatiens Sonic Lilac (GF)
 #4.5 Pot / #8 HB / #8 TP / #10 HB
 #14 TP / #14 MB
 Part Sun-Shade / M / GH 12-14 / GS 12-14
 S⁺ / Ve / GLP / DMT
 • Lavender-pink on dark green foliage



New Guinea Impatiens Sonic Magic Pink (GF)
 #8 HB
 Part Sun-Shade / M / GH 10-12 / GS 10-12
 S⁺ / Ve / GLP / DMT
 • Pink, white bi-color on dark green foliage



New Guinea Impatiens Sonic Mango (GF)
 #4.5 Pot / #8 HB / #8 TP / #10 HB
 #14 TP / #14 MB
 Part Sun-Shade / M / GH 12-14 / GS 12-14
 S⁺ / Ve / GLP / DMT
 • Mango-orange on dark green foliage



New Guinea Impatiens Sonic Orange (GF)
 #4.5 Pot / #8 HB / #8 TP / #10 HB
 #14 TP / #14 MB
 Part Sun-Shade / M / GH 12-14 / GS 12-14
 S⁺ / Ve / GLP / DMT
 • Vibrant orange on dark green foliage



New Guinea Impatiens Sonic Pink (GF)
 #4.5 Pot / #8 HB / #8 TP / #14 TP / 306 HP
 Part Sun-Shade / M / GH 12-14 / GS 12-14
 S⁺ / Ve / GLP / DMT
 • True pink on dark green foliage



New Guinea Impatiens Sonic Red (GF)
 #4.5 Pot / #8 HB / #8 TP / #10 / #14 TP / 306 HP
 Part Sun-Shade / M / GH 12-14 / GS 12-14
 S⁺ / Ve / GLP / DMT / TS
 • True red on dark green foliage



New Guinea Impatiens Sonic Salmon (GF)
 #4.5 Pot / #8 HB / #8 TP / #14 TP / #14 MB
 306 HP
 Part Sun-Shade / M / GH 12-14 / GS 12-14
 S⁺ / Ve / GLP / DMT
 • Salmon on dark green foliage



**New Guinea Impatiens
Sonic Scarlet (GF)**

#4.5 Pot / #8 HB
Part Sun-Shade / M / GH 12-14 / GS 12-14
S¹ / Ve / GLP / DMT
• Orange-red on dark green foliage



**New Guinea Impatiens
Sonic Sweet Cherry (GF)**

#4.5 Pot
Part Sun-Shade / M / GH 10-12 / GS 10-12
S¹ / C / Ve / GLP / DMT
• Cherry-red, light pink bi-color on dark green foliage



**New Guinea Impatiens
Sonic Sweet Orange (GF)**

#4.5 Pot / #8 HB
Part Sun-Shade / M / GH 12-14 / GS 12-14
S¹ / C / Ve / GLP / DMT
• Bright orange, white bi-color on dark green foliage



**New Guinea Impatiens
Sonic Sweet Purple (GF)**

#4.5 Pot
Part Sun-Shade / M / GH 10-12 / GS 10-12
S¹ / C / Ve / GLP / DMT
• Purple, white bi-color on dark green foliage



**New Guinea Impatiens
Sonic White (GF)**

#4.5 Pot / #8 HB / #8 TP / #14 TP / #14 MB
306 HP
Part Sun-Shade / M / GH 12-14 / GS 12-14
S¹ / Ve / GLP / DMT / TS
• Pure white on dark green foliage



**New Guinea Impatiens
Super Sonic Dark Salmon (GF)**

#10 HB / #14 TP / #14 MB
Part Sun-Shade / M / GH 14-16 / GS 14-16
S¹ / Vi / GLP / DMT
• Dark salmon on dark green foliage



**New Guinea Impatiens
Super Sonic Hot Pink (GF)**

#10 HB / #14 TP
Part Sun-Shade / M / GH 14-16 / GS 14-16
S¹ / Vi / GLP / DMT
• Hot pink on dark green foliage



**New Guinea Impatiens
Super Sonic Lavender (GF)**

#10 HB / #14 TP
Part Sun-Shade / M / GH 14-16 / GS 14-16
S¹ / Vi / GLP / DMT
• Light lavender on bronze-red foliage



**New Guinea Impatiens
Super Sonic Lilac (GF)**

#10 HB / #14 TP
Part Sun / M / GH 14-16 / GS 14-16
S¹ / Vi / GLP / DMT
• Bright lilac on dark green foliage



**New Guinea Impatiens
Super Sonic Magenta (GF)**

#10 HB / #14 TP / #14 MB
Part Sun / M / GH 14-16 / GS 14-16
S¹ / Vi / GLP / DMT
• Rich magenta on dark green foliage



**New Guinea Impatiens
Super Sonic Orange Ice (GF)**

#10 HB / #14 TP / #14 MB
Part Sun / M / GH 14-16 / GS 14-16
S¹ / Vi / GLP / DMT
• Tangerine orange, white bi-color on dark green foliage



**New Guinea Impatiens
Super Sonic Pastel Pink (GF)**

#10 HB / #14 MB
Part Sun / M / GH 14-16 / GS 14-16
S¹ / Vi / GLP / DMT
• Pastel pink on dark green foliage



**New Guinea Impatiens
Super Sonic Pink (GF)**

#10 HB / #14 TP
Part Sun / M / GH 14-16 / GS 14-16
S¹ / Vi / GLP / DMT
• True pink on dark green foliage



**New Guinea Impatiens
Super Sonic Red '08 (GF)**

#10 HB / #14 TP / #14 MB
Part Sun / M / GH 14-16 / GS 14-16
S¹ / Vi / GLP / DMT
• True red on dark green foliage



**New Guinea Impatiens
Super Sonic Sweet Cherry (GF)**

#8 HB / #8 TP / #10 HB / #14 TP / #14 MB
Part Sun / M / GH 14-16 / GS 14-16
S¹ / Vi / GLP / DMT
• Cherry-red, light pink bi-color on dark green foliage



**New Guinea Impatiens
Super Sonic White (GF)**

#10 HB
Part Sun / M / GH 14-16 / GS 14-16
S¹ / Vi / GLP / DMT
• Pure white on dark green foliage



Ornamental Grass, Carex Bronco (Kieft)

#4.5 Pot
 Full Sun / U / GH 10 / GS 14
 GLP / ND / H⁺
 • Bronze-brown w/ arching habit



Ornamental Grass, Carex Red Rooster (Kieft)

#4.5 Pot
 Full Sun / U / GH 24 / GS 12
 GLP / ND / H⁺
 • Red-bronze w/ curled tips



Ornamental Grass, Twister Curly Wurly (Kieft)

#4.5 Pot
 Full-Part Sun / U / GH 12-14 / GS 12-14
 GLP / ND / H⁺
 • Corkscrew evergreen foliage



Ornamental Grass, Pennisetum Fireworks (PW)

#4.5 Pot / #6 Pot
 Full Sun / U / GH 24-30
 GLP / ND / H⁺
 • Deep burgundy mid vein w/ hot pink margins (plumes develop late summer)



Ornamental Grass, Pennisetum Rubrum Purple Fountain (PW)

#4.5 Pot / #6 Pot
 Full-Part Sun / U / GH 24-36
 GLP / ND / H⁺
 • Burgundy foliage w/ soft purple plumes



Ornamental Grass, Scirpus Live Wire (Kieft)

#4.5 Pot
 Full-Part Sun / U / GH 6-8 / GS 18-20
 GLP / H⁺ / ND / C
 • Soft green foliage w/ buff colored flowers on tips



Ornamental Grass, Stipa Pony Tails (Kieft)

#4.5 Pot
 Full Sun / U / GH 16-24 / GS 24
 GLP / ND / H⁺
 • Fine bright green needlelike foliage w/ silky flowers

HARDINESS ZONES ORNAMENTAL GRASS

- CAREX BRONCO = 7A – 10B
- CAREX RED ROOSTER = 7A – 9B
- JUNCUS TWISTER = 5A – 9B
- PENNISETUM FIREWORKS = 9 – 11
- PENNISETUM RUBRUM PURPLE FOUNTAIN GRASS = 9 – 10
- SCIRPUS LIVE WIRE = 8 – 10
- STIPA PONY TAILS = 6A – 10B





**Osteospermum
3D Berry White (Selecta)**

#4.5 Pot / #8 TP
Full Sun / M / GH 12-16 / GS 18-24
FT / H¹ / D¹ / DR / BF / DF / CF
• White petals w/ purple tips & rosy-lavender center



**Osteospermum
3D Coral Sand (Selecta)**

#4.5 Pot / #8 TP
Full Sun / M / GH 12-16 / GS 18-24
FT / H¹ / D¹ / DR / BF / DF / CF
• White petals w/ coral center



**Osteospermum
3D Pink (Selecta)**

#4.5 Pot / #8 TP
Full Sun / M / GH 12-16 / GS 18-24
FT / H¹ / D¹ / DR / BF / DF / CF
• Pastel pink petals w/ mauve center



**Osteospermum
3D Purple (Selecta)**

#4.5 Pot / #8 TP
Full Sun / M / GH 12-16 / GS 18-24
FT / H¹ / D¹ / DR / BF / DF / CF
• Fuchsia petals w/ wine-red center



**Osteospermum
3D Silver (Selecta)**

#4.5 Pot / #8 TP
Full Sun / M / GH 10-14 / GS 18-24
FT / H¹ / D¹ / DR / BF / DF / CF
• Silvery-white petals w/ silvery-lavender center



**Osteospermum
Lemon Symphony (PW)**

#4.5 Pot / #8 TP / #10 HB
Full Sun / U-M / GH 8-14 / GS 12-14
FT / H¹ / D¹ / DR / BF / B / TS
• Soft yellow daisy w/ sapphire blue eye



**Osteospermum
Orange Symphony (PW)**

#4.5 Pot / #8 TP / #10 HB
Full Sun / U-M / GH 8-14 / GS 12-14
FT / H¹ / D¹ / DR / BF / B / TS
• Bright orange daisy w/ sapphire blue eye



**Osteospermum
Soprano Light Purple (PW)**

#4.5 Pot
Full Sun / U / GH 8-14 / GS 12-14
FT / H¹ / D¹ / DR / BF / B / C
• Blue-lavender daisy w/ sapphire blue eye



**Osteospermum
Soprano Purple (PW)**

#4.5 Pot
Full Sun / U / GH 8-14 / GS 12-14
FT / H¹ / D¹ / DR / BF / B / C
• Purple, white bi-color daisy w/ sapphire blue eye



**Osteospermum
Soprano White (PW)**

#4.5 Pot
Full Sun / U / GH 8-14 / GS 12-14
FT / H¹ / D¹ / DR / BF / B / C
• Clear white daisy w/ sapphire blue eye



**Osteospermum
Tradewinds Bronze (GF)**

#4.5 Pot
Full Sun / U-M / GH 12-16 / GS 12-16
FT / H¹ / D¹ / DR / BF / B
• Gold-yellow w/ dark eye



**Osteospermum
Tradewinds Cinnamon (GF)**

#4.5 Pot
Full Sun / U-M / GH 12-16 / GS 12-16
FT / H¹ / D¹ / DR / BF / B
• Cinnamon w/ dark eye



**Osteospermum
Tradewinds Pink (GF)**

#4.5 Pot
Full Sun / U-M / GH 12-16 / GS 12-16
FT / H¹ / D¹ / DR / BF / B
• Pink, white bi-color w/ sapphire blue eye



**Osteospermum
Tradewinds Purple Bi-Color (GF)**

#4.5 Pot
Full Sun / U-M / GH 12-16 / GS 12-16
FT / H¹ / D¹ / DR / BF / B
• Purple, white bi-color w/ sapphire blue eye




**Osteospermum
Tradewinds Yellow Imp. (GF)**

#4.5 Pot
Full Sun / U-M / GH 12-16 / GS 12-16
FT / H¹ / D¹ / DR / BF / B
• Bright yellow w/ sapphire eye



**Osteospermum
Voltage Yellow (SB)**

#4.5 Pot / #10 HB
Full Sun / M / GH 10-16 / GS 24-28
FT / H¹ / D¹ / DR / BF / B / GLP
• Vibrant yellow w/ dark yellow eye



**Osteospermum
Zion Red (Selecta)**

#4.5 Pot
Full Sun / M / GH 10-16 / GS 14-20
FT / H⁺ / D⁺ / DR / BF / B
• Canyon-red tones w/ dark eye



**Patio Gerberas
Acadia (Florist)**

#13.5 HP
Full-Part Sun / U / GH 14-20 / GS 18-24
Vi / DF / CF / H⁺
• White



**Patio Gerberas
Bighorn (Florist)**

#13.5 HP
Full-Part Sun / U / GH 14-20 / GS 18-24
Vi / DF / CF / H⁺
• Purple



**Patio Gerberas
Bryce Canyon (Florist)**

#13.5 HP
Full-Part Sun / U / GH 14-20 / GS 18-24
Vi / DF / CF / H⁺
• Peach



**Patio Gerberas
Great Smokey Mountains (Florist)**

#13.5 HP
Full-Part Sun / U / GH 14-20 / GS 18-24
Vi / DF / CF / H⁺
• Salmon-orange



**Patio Gerberas
Kings Canyon (Florist)**

#13.5 HP
Full-Part Sun / U / GH 14-20 / GS 18-24
Vi / DF / CF / H⁺
• Yellow



**Patio Gerberas
Olympic (Florist)**

#13.5 HP
Full-Part Sun / U / GH 14-20 / GS 18-24
Vi / DF / CF / H⁺
• Red



**Patio Gerberas
Redwood (Florist)**

#13.5 HP
Full-Part Sun / U / GH 14-20 / GS 18-24
Vi / DF / CF / H⁺
• Red-orange



**Patio Gerberas
Saratoga (Florist)**

#13.5 HP
Full-Part Sun / U / GH 14-20 / GS 18-24
Vi / DF / CF / H⁺
• Light pink



**Patio Gerberas
Zion (Florist)**

#13.5 HP
Full-Part Sun / U / GH 14-20 / GS 18-24
Vi / DF / CF / H⁺
• Cream



**Patio Roses
Apricot Twist (Greenheart)**

#13.5 HP
Full Sun / GH 12-18
FR / ND / HLW
• Apricot



**Patio Roses
Busy Bee (Greenheart)**

#13.5 HP
Full Sun / GH 22
FR / ND / HLW
• Petals are coral-orange on outer edges turning to a golden yellow in center



**Patio Roses
Cupcake (Greenheart)**

#13.5 HP
Full Sun / GH 16
FR / ND / HLW
• Clear pink



**Patio Roses
Iced Raspberry (Greenheart)**

#13.5 HP
Full Sun / GH 14-20
FR / ND / HLW
• Petals are raspberry-red w/ white on the reverse, like icing



**Patio Roses
Innocence (Greenheart)**

#13.5 HP
Full Sun / GH 18-24
FR / ND / HLW
• White sometimes w/ hint of pink



**Patio Roses
Sorcerer (Greenheart)**

#13.5 HP
Full Sun / GH 16-20
FR / ND / HLW
• Bright medium-red



Pericallis
Spring Touch Bi-color Burgundy

#8 TP
Full-Part Sun / M / GH 9-12 / GS 12
C / FT / B / BF / FR / DR
• Bordeaux daisy petals w/ white halo around the bordeaux eye



Pericallis
Spring Touch Bi-color Purple

#8 TP
Full-Part Sun / M / GH 9-12 / GS 12
C / FT / B / BF / FR / DR
• Purple daisy petals w/ white halo around purple eye



Pericallis
Spring Touch Grape

#8 TP
Full-Part Sun / M / GH 9-12 / GS 12
C / FT / B / BF / FR / DR
• Blue daisy petals



Pericallis
Spring Touch Marshmallow

#8 TP
Full-Part Sun / M / GH 9-12 / GS 12
C / FT / B / BF / FR / DR
• Pink daisy flowers



Perilla
Magilla (SB)

#4.5 TP
Part Sun / M-U / GH 24-36 / GS 12-18
DR / FT / H' / D'
• Purple & green leaves accented by magenta flare in center



Petchoas
Super Cal Artist Rose (Sakata)

#4.5 Pot / #10 HB
Full-Part Sun / M-ST / GH 10-14 / GS 14-18
FT / H' / D' / Vi / Ve / ND / PC
• Light rose w/ darker rose veins



Petchoas
Super Cal Blue (Sakata)

#4.5 Pot / #10 HB
Full-Part Sun / M-ST / GH 10-14 / GS 14-18
FT / H' / D' / Vi / Ve / ND / PC
• Blue-purple w/ darker throat



Petchoas
Super Cal Cherry (Sakata)

#4.5 Pot / #10 HB
Full-Part Sun / M-ST / GH 10-14 / GS 14-18
FT / H' / D' / Vi / Ve / ND / PC
• Cherry red w/ yellow eye



Petchoas
Super Cal Neon Rose (Sakata)

#4.5 Pot / #10 HB
Full-Part Sun / M-ST / GH 10-14 / GS 14-18
FT / H' / D' / Vi / Ve / ND / PC
• Hot rose w/ golden yellow eye



Petchoas
Super Cal Pink Ice (Sakata)

#4.5 Pot / #10 HB
Full-Part Sun / M-ST / GH 10-14 / GS 14-18
FT / H' / D' / Vi / Ve / ND / PC
• Cool-pink bloom w/ creamy throat



Petchoas
Super Cal Purple (Sakata)

#4.5 Pot / #10 HB
Full-Part Sun / M-ST / GH 10-14 / GS 14-18
FT / H' / D' / Vi / Ve / ND / PC
• Orchid-rose



Petchoas
Super Cal Violet (Sakata)

#4.5 Pot / #10 HB
Full-Part Sun / M-ST / GH 10-14 / GS 14-18
FT / H' / D' / Vi / Ve / ND / PC
• Violet w/ yellow eye

WHAT ARE SUPER CAL PETCHOAS?

The Super Cal line from Sakata combines the best characteristics of the petunia & calibrachoa. The result of this crossing has led to a vigorous plant covered with 2 in. bell-shaped flowers. They are self-cleaning, their foliage is not sticky, and they show better heat tolerance than both petunia's & calibrachoa! The look & performance of this series will make Petchoas a major plant for the future.



Petunias Black Ray (Danziger)
 #4.5 Pot
 Full-Part Sun / ST / GH 6-10 / GS 12-14
 FT / H¹ / D¹ / BF / HB / Ve / C / GLP
 • Black



Petunias Black Velvet (SB)
 #4.5 Pot / #8 TP
 Full Sun / U-M / GH 8-12 / GS 8-12
 FT / H¹ / D¹ / BF / HB / Ve / C / GLP / TS
 • Black



Petunias Doupetini Blue Vein (Danziger)
 #10 HB
 Full-Part Sun / ST
 DF / FT / H¹ / D¹ / BF / Ve / GLP



Petunias Doupetini Burgundy (Danziger)
 #10 HB
 Full-Part Sun / ST
 DF / FT / H¹ / D¹ / BF / Ve / GLP



Petunias Doupetini Plum (Danziger)
 #10 HB
 Full-Part Sun / ST
 DF / FT / H¹ / D¹ / BF / Ve / GLP



Petunias Famous Pink (Selecta)
 #10 HB
 Full-Part Sun / ST
 FT / H¹ / D¹ / BF / HB / Ve / GLP



Petunias Glow Ocean Blue (Fides/Oro)
 #10 HB
 Full-Part Sun / ST
 FT / H¹ / D¹ / BF / HB / Ve / GLP



Petunias Lime Light (Fides/Oro)
 #4.5 Pot / #8 TP
 Full Sun / U-M / GH 8-12 / GS 8-12
 FT / H¹ / D¹ / BF / HB / Ve / GLP
 • Rose w/ lime border



Petunias Phantom (SB)
 #4.5 Pot / #8 TP
 Full Sun / U-M / GH 8-12 / GS 8-12
 FT / H¹ / D¹ / BF / HB / Ve / C / GLP / TS
 • Black w/ yellow star pattern



Petunias Pinstripe (SB)
 #4.5 Pot / #8 TP
 Full Sun / U-M / GH 8-12 / GS 8-12
 FT / H¹ / D¹ / BF / HB / Ve / GLP
 • Deep purple w/ creamy white star pattern



Petunias Suncatcher Pink Lemonade (SB)
 #4.5 Pot / #10 HB
 Full-Part Sun / ST / GH 8-12 / GS 12-14
 FT / H¹ / D¹ / BF / HB / Ve / GLP / C
 • Unique straw yellow w/ pink margins



Petunias Suncatcher Vintage Rose (SB)
 #4.5 Pot / #10 HB
 Full-Part Sun / ST / GH 8-12 / GS 12-14
 FT / H¹ / D¹ / BF / HB / Ve / GLP / C
 • Soft shades of rose



Petunias Sunflower Ray (Danziger)
 #4.5 Pot
 Full-Part Sun / ST / GH 6-10 / GS 12-14
 FT / H¹ / D¹ / BF / HB / Ve / C / GLP
 • Dark burgundy w/ yellow star pattern



Petunias Sanguna Blue '11 (GF)
 #4.5 Pot / #8 TP / #10 HB / #12 TP
 Full-Part Sun / ST / GH 10-14 / GS 20-24
 FT / H¹ / D¹ / BF / HB / Ve / ND / GLP / Vi
 • Dark blue



Petunias Sanguna Burgundy (GF)
 #4.5 Pot / #8 TP / #10 HB
 Full-Part Sun / ST / GH 10-14 / GS 20-24
 FT / H¹ / D¹ / BF / HB / Ve / ND / GLP / Vi
 • Dark burgundy



Petunias Sanguna Lavender Vein (GF)
 #4.5 Pot / #10 HB
 Full-Part Sun / ST / GH 10-14 / GS 20-24
 FT / H¹ / D¹ / BF / HB / Ve / ND / GLP / Vi
 • True lavender w/ darker veins



Petunias Sanguna Light Blue (GF)
 #10 HB
 Full-Part Sun / ST / GH 10-14 / GS 20-24
 FT / H¹ / D¹ / BF / HB / Ve / ND / GLP / VI
 • Sky blue



Petunias Sanguna Lipstick (GF)
 #4.5 Pot / #10 HB
 Full-Part Sun / ST / GH 10-14 / GS 20-24
 FT / H¹ / D¹ / BF / HB / Ve / ND / GLP / VI
 • Deep pink



Petunias Sanguna Pink Vein (GF)
 #4.5 Pot / #10 HB
 Full-Part Sun / ST / GH 8-12 / GS 18-22
 FT / H¹ / D¹ / BF / HB / Ve / ND / GLP
 • Light pink w/ darker pink veins



Petunias Sanguna Purple (GF)
 #4.5 Pot / #8 TP / #10 HB / #12 TP
 Full-Part Sun / ST / GH 10-14 / GS 20-24
 FT / H¹ / D¹ / BF / HB / Ve / ND / GLP
 • Deep purple



Petunias Sanguna Red (GF)
 #4.5 Pot / #10 HB
 Full-Part Sun / ST / GH 8-12 / GS 18-22
 FT / H¹ / D¹ / BF / HB / Ve / ND / GLP
 • Red



Petunias Sanguna Rose (GF)
 #4.5 Pot / #8 TP / #10 HB / #12 TP
 Full-Part Sun / ST / GH 8-12 / GS 18-22
 FT / H¹ / D¹ / BF / HB / Ve / ND / GLP
 • Rose



Petunias Sanguna Rose Vein (GF)
 #4.5 Pot / #10 HB
 Full-Part Sun / ST / GH 10-14 / GS 20-24
 FT / H¹ / D¹ / BF / HB / Ve / ND / GLP
 • Rose-pink w/ lavender veins



Petunias Sanguna White (GF)
 #4.5 Pot / #10 HB / #12 TP
 Full-Part Sun / ST / GH 10-14 / GS 20-24
 FT / H¹ / D¹ / BF / HB / Ve / ND / GLP
 • Clear white



Petunias Sanguna White w/ Blue Vein (GF)
 #4.5 Pot / #10 HB
 Full-Part Sun / ST / GH 10-14 / GS 20-24
 FT / H¹ / D¹ / BF / HB / Ve / ND / GLP
 • Silvery-white w/ lavender veins, eye



Petunias Supertunia Bermuda Beach (PW)
 #4.5 Pot / #8 TP / #10 HB
 Full-Part Sun / M-T / GH 8-10 / GS 18-24
 FT / H¹ / D¹ / BF / HB / Ve / ND / GLP
 • Coral-salmon



Petunias Supertunia Bordeaux (PW)
 #4.5 Pot / #8 TP / #10 HB
 Full-Part Sun / M-T / GH 8-10 / GS 18-24
 FT / H¹ / D¹ / BF / HB / Ve / ND / GLP / TS
 • Pale lavender-pink w/ dark plum veins, throat



Petunias Supertunia Citrus (PW)
 #4.5 Pot / #8 TP / #10 HB
 Full-Part Sun / U-M / GH 8-12 / GS 18-24
 FT / H¹ / D¹ / BF / HB / Ve / ND / GLP / TS
 • Dark yellow center w/ light yellow edging



Petunias Supertunia Cotton Candy (PW)
 #4.5 Pot / #8 TP / #10 HB
 Full-Part Sun / U-M / GH 8-12 / GS 18-24
 FT / H¹ / D¹ / BF / HB / Ve / ND / GLP
 • Medium clear pink



Petunias Supertunia Double Dark Blue (PW)
 #4.5 Pot / #8 TP / #10 HB
 Full-Part Sun / M-T / GH 8-10 / GS 18-24
 FT / H¹ / D¹ / BF / Ve / ND / GLP / DF
 • Dark blue



Petunias Supertunia Double Peppermint (PW)
 #4.5 Pot / #8 TP / #10 HB
 Full-Part Sun / M-T / GH 8-10 / GS 18-24
 FT / H¹ / D¹ / BF / Ve / ND / GLP / DF
 • Ruffled rose, white bi-color



Petunias Supertunia Lavender Skies (PW)
 #4.5 Pot / #8 TP / #10 HB
 Full-Part Sun / M-T / GH 8-10 / GS 18-24
 FT / H¹ / D¹ / BF / HB / Ve / ND / GLP
 • Pink-lavender



**Petunias
Supertunia Mini Appleblossom (PW)**
#4.5 Pot / #8 TP / #10 HB
Full-Part Sun / T / GH 5-7 / GS 18-24
FT / H⁺ / D⁺ / BF / HB / Ve / ND / GLP
• Light pink-blush w/ soft yellow eye



**Petunias
Supertunia Mini Blue (PW)**
#4.5 Pot / #8 TP / #10 HB
Full-Part Sun / T / GH 5-7 / GS 18-24
FT / H⁺ / D⁺ / BF / HB / Ve / ND / GLP
• Blue-purple



**Petunias
Supertunia Mini Blue Veined (PW)**
#4.5 Pot / #8 TP / #10 HB
Full-Part Sun / T / GH 5-7 / GS 18-24
FT / H⁺ / D⁺ / BF / HB / Ve / ND / GLP
• Pale lavender w/ purple veins, eye



**Petunias
Supertunia Mini Bright Pink (PW)**
#4.5 Pot / #10 HB
Full-Part Sun / T / GH 5-7 / GS 18-24
FT / H⁺ / D⁺ / BF / HB / Ve / ND / GLP
• Bright pink



**Petunias
Supertunia Mini Purple (PW)**
#4.5 Pot / #8 TP / #10 HB
Full-Part Sun / T / GH 5-7 / GS 18-24
FT / H⁺ / D⁺ / BF / HB / Ve / ND / GLP
• Purple



**Petunias
Supertunia Mini Rose Veined (PW)**
#4.5 Pot / #10 HB
Full-Part Sun / T / GH 5-7 / GS 18-24
FT / H⁺ / D⁺ / BF / HB / Ve / ND / GLP
• Pink-purple w/ dark purple veins, eye



**Petunias
Supertunia Mini Silver (PW)**
#4.5 Pot / #10 HB
Full-Part Sun / T / GH 5-7 / GS 18-24
FT / H⁺ / D⁺ / BF / HB / Ve / ND / GLP
• White w/ light purple veins, eye



**Petunias
Supertunia Mini Strawberry Pink Vein (PW)**
#4.5 Pot / #10 HB
Full-Part Sun / T / GH 5-7 / GS 18-24
FT / H⁺ / D⁺ / BF / HB / Ve / ND / GLP
• Dark pink veins, center w/ light pink edging



**Petunias
Supertunia Mini White (PW)**
#4.5 Pot / #8 TP / #10 HB
Full-Part Sun / T / GH 5-7 / GS 18-24
FT / H⁺ / D⁺ / BF / HB / Ve / ND / GLP
• Clear white w/ soft yellow eye



**Petunias
Supertunia Priscilla (PW)**
#4.5 Pot / #8 TP / #10 HB
Full-Part Sun / M-T / GH 8-10 / GS 18-24
FT / H⁺ / D⁺ / BF / Ve / ND / GLP / DF
• Lavender w/ purple veins



**Petunias
Supertunia Raspberry Blast (PW)**
#4.5 Pot / #8 TP / #10 HB
Full-Part Sun / M-T / GH 8-10 / GS 18-24
FT / H⁺ / D⁺ / BF / HB / Ve / ND / GLP / TS
• Pink w/ deep cerise violet edging



**Petunias
Supertunia Red (PW)**
#4.5 Pot / #8 TP / #10 HB
Full-Part Sun / M-T / GH 8-10 / GS 18-24
FT / H⁺ / D⁺ / BF / HB / Ve / ND / GLP / TS
• Red



**Petunias
Supertunia Royal Magenta (PW)**
#4.5 Pot / #8 TP / #10 HB
Full-Part Sun / M-T / GH 8-10 / GS 18-24
FT / H⁺ / D⁺ / BF / HB / Ve / ND / GLP / TS
• Hot pink-purple



**Petunias
Supertunia Royal Velvet (PW)**
#4.5 Pot / #8 TP / #10 HB
Full-Part Sun / M-T / GH 8-10 / GS 18-24
FT / H⁺ / D⁺ / BF / HB / Ve / ND / GLP / TS
• Deep blue-purple



**Petunias
Supertunia Sangria Charm (PW)**
#4.5 Pot / #10 HB
Full-Part Sun / M-T / GH 8-12 / GS 18-24
FT / H⁺ / D⁺ / BF / HB / Ve / ND / GLP
• Deep pink flowers that fade with age



**Petunias
Supertunia Vista Bubblegum (PW)**
#4.5 Pot / #8 TP / #10 HB
Full-Part Sun / U-M / GH 16-20 / GS 18-24
FT / H⁺ / D⁺ / BF / HB / Ve / ND / GLP / Vi
• Bubblegum pink



**Petunias
Supertunia Vista Fuschia (PW)**

#4.5 Pot / #8 TP / #10 HB
Full-Part Sun / U-M / GH 12-16 / GS 18-24
FT / H¹ / D¹ / BF / HB / Ve / ND / GLP / Vi
• Hot pink



**Petunias
Supertunia Vista Silverberry (PW)**

#4.5 Pot / #8 TP / #10 HB
Full-Part Sun / U-M / GH 16-20 / GS 18-24
FT / H¹ / D¹ / BF / HB / Ve / ND / GLP / Vi
• Silver w/ strawberry-red veins



**Petunias
Supertunia White (PW)**

#4.5 Pot / #8 TP / #10 HB
Full-Part Sun / M-T / GH 8-10 / GS 18-24
FT / H¹ / D¹ / BF / HB / Ve / ND / GLP / TS
• White w/ soft yellow veins in eye



**Petunias
Surfina Amethyst (PS)**

#4.5 Pot / #8 TP / #10 HB
Full-Part Sun / M-T / GH 8-10 / GS 18-24
FT / H¹ / D¹ / BF / HB / Ve / ND / GLP
• Light purple



**Petunias
Surfina Deep Red (Suntory)**

#4.5 Pot / #8 TP / #10 HB / #12 TP
Full-Part Sun / T / GH 5-7 / GS 18-24
FT / H¹ / D¹ / BF / HB / Ve / ND / GLP / Vi
• True deep red w/ golden throat



**Petunias
Surfina Lime (PS)**

#4.5 Pot / #8 TP / #10 HB
Full-Part Sun / M-T / GH 8-10 / GS 18-24
FT / H¹ / D¹ / BF / HB / Ve / ND / GLP
• Creamy yellow w/ pale green throat



**Petunias
Surfina Sky Blue (PS)**

#4.5 Pot / #8 TP / #10 HB
Full-Part Sun / M-T / GH 8-10 / GS 18-24
FT / H¹ / D¹ / BF / HB / Ve / ND / GLP
• Sky blue w/ pale yellow eye



**Petunias
Whispers Amethyst (GF)**

#4.5 Pot / #8 TP / #10 HB
Full-Part Sun / ST / GH 10-14 / GS 20-24
FT / H¹ / D¹ / BF / HB / Ve / ND / GLP / Vi
• Amethyst w/ white eye



**Petunias
Whispers Blue (GF)**

#4.5 Pot / #10 HB
Full-Part Sun / ST / GH 8-12 / GS 18-22
FT / H¹ / D¹ / BF / HB / Ve / ND / GLP
• Dark blue



**Petunias
Whispers Bright Pink (GF)**

#4.5 Pot / #8 TP / #10 HB
Full-Part Sun / ST / GH 8-12 / GS 18-22
FT / H¹ / D¹ / BF / HB / Ve / ND / GLP
• Bright pink w/ yellow eye



**Petunias
Whispers Lavender Eye (GF)**

#4.5 Pot / #8 TP / #10 HB
Full-Part Sun / ST / GH 10-14 / GS 20-24
FT / H¹ / D¹ / BF / HB / Ve / ND / GLP / Vi
• Light pink w/ lavender eye



**Petunias
Whispers Purple (GF)**

#4.5 Pot / #10 HB
Full-Part Sun / ST / GH 10-14 / GS 20-24
FT / H¹ / D¹ / BF / HB / Ve / ND / GLP / Vi
• Rich purple



**Petunias
Whispers Star Rose (GF)**

#4.5 Pot / #8 TP / #10 HB
Full-Part Sun / ST / GH 8-12 / GS 22-26
FT / H¹ / D¹ / BF / HB / Ve / ND / GLP / Vi
• White blooms w/ bright pink star pattern



**Petunias, Mini Flowered
Picnic Amethyst (GF)**

#4.5 Pot
Full-Part Sun / ST / GH 10-14 / GS 20-24
FT / H¹ / D¹ / BF / HB / Ve / ND / GLP / Vi
• Amethyst w/ white eye



**Petunias, Mini Flowered
Picnic Light Pink (GF)**

#4.5 Pot
Full-Part Sun / ST / GH 8-12 / GS 18-22
FT / H¹ / D¹ / BF / HB / Ve / ND / GLP
• Light pink w/ yellow eye



**Petunias, Mini Flowered
Picnic Purple (GF)**

#4.5 Pot
Full-Part Sun / ST / GH 8-12 / GS 18-22
FT / H¹ / D¹ / BF / HB / Ve / ND / GLP
• Blue-purple



Petunias, Mini Flowered Picnic Red (GF)

#4.5 Pot
Full-Part Sun / ST / GH 8-12 / GS 18-22
FT / H¹ / D¹ / BF / HB / Ve / ND / GLP
• Red



Petunias, Mini Flowered Picnic Rose (GF)

#4.5 Pot
Full-Part Sun / ST / GH 8-12 / GS 18-22
FT / H¹ / D¹ / BF / HB / Ve / ND / GLP
• Rose-pink



Petunias, Mini Flowered Picnic Violet (GF)

#4.5 Pot
Full-Part Sun / ST / GH 8-12 / GS 18-22
FT / H¹ / D¹ / BF / HB / Ve / ND / GLP
• Blue-violet



Petunias, Mini Flowered Picnic White (GF)

#4.5 Pot
Full-Part Sun / ST / GH 10-14 / GS 20-24
FT / H¹ / D¹ / BF / HB / Ve / ND / GLP / Vi
• White w/ soft yellow eye



Portulaca Cupcake Carrot (Dummen)

#4.5 Pot / #8 TP / #10 HB
Full Sun / T / GH 6-10 / GS 16-20
H¹ / D¹ / BF / HB / ND / Ve
• Orange flower w/ yellow center



Portulaca Cupcake Cherry Baby (BFP)

#4.5 Pot / #8 TP / #10 HB
Full Sun / T / GH 6-10 / GS 16-20
H¹ / D¹ / BF / HB / ND / Ve
• Cherry red



Portulaca Cupcake Peachy (BFP)

#4.5 Pot / #8 TP / #10 HB
Full Sun / T / GH 6-10 / GS 16-20
H¹ / D¹ / BF / HB / ND / Ve
• Apricot w/ yellow center



Portulaca Yellow Chrome (BFP)

#4.5 Pot / #8 TP / #10 HB
Full Sun / T / GH 6-10 / GS 16-20
H¹ / D¹ / BF / HB / ND / Ve
• Yellow w/ orange sprinkled



Portulaca Rio Orange (BFP)

#4.5 Pot / #8 TP / #10 HB
Full Sun / T / GH 4-8 / GS 14-16
H¹ / D¹ / BF / HB / ND / Ve
• Orange flower w/ bright yellow center



Portulaca Rio Rose (BFP)

#4.5 Pot / #8 TP / #10 HB
Full Sun / T / GH 4-8 / GS 14-16
H¹ / D¹ / BF / HB / ND / Ve
• Rose-pink flower w/ yellow center



Portulaca Rio Scarlet (BFP)

#4.5 Pot / #8 TP / #10 HB
Full Sun / T / GH 4-8 / GS 14-16
H¹ / D¹ / BF / HB / ND / Ve
• Scarlet flower w/ bright yellow center



Portulaca Rio Yellow (BFP)

#4.5 Pot / #8 TP / #10 HB
Full Sun / T / GH 4-8 / GS 14-16
H¹ / D¹ / BF / HB / ND / Ve
• Bright yellow



Scaevola Bombay Dark Blue (GF)

#4.5 Pot / #8 TP / #10 HB / 306 HP
Full Sun / T / GH 6-10 / GS 14-18
H¹ / D¹ / ND / GLP / DR / TS
• Dark blue-purple



Scaevola Bombay Pink (GF)

#4.5 Pot / #8 TP / #10 HB
Full Sun / ST / GH 8-12 / GS 18-22
H¹ / D¹ / ND / GLP / DR
• Light pink



Scaevola Bombay White (GF)

#4.5 Pot / #10 HB
Full Sun / T / GH 6-10 / GS 14-18
H¹ / D¹ / ND / GLP / DR
• White



Scaevola Whirlwind Blue (PW)

#4.5 Pot / #8 TP / #10 HB
Full Sun / T / GH 8-12 / GS 12-16
H¹ / D¹ / ND / GLP / DR / TS
• Blue-purple



**Sedum
Lemon Coral (PW)**

#4.5 Pot
Full-Part Sun / M-T / GH 3-6 ft
H¹ / D¹ / SUO / GLP / DR / TS
• Chartreuse



**Stock
Vintage Copper**

#4.5 Pot
Full Sun / M-U / GH 15-20 / GS 12-14
FR / C / BF / SDF
• Copper-rose



**Stock
Vintage Lavender**

#4.5 Pot
Full Sun / M-U / GH 15-20 / GS 12-14
FR / C / BF / SDF
• Violet-Lavender



**Stock
Vintage Rose**

#4.5 Pot
Full Sun / M-U / GH 15-20 / GS 12-14
FR / C / BF / SDF
• Rose-mauve



**SunPatiens
Compact Blush Pink**

1801 Tray / 306 HP / #6 Pot
Full-Part Sun / M / GH 24-36 / GS 18-24
H¹ / Ve / ND / GLP / DMT
• Soft Pink



**SunPatiens
Compact Deep Rose**

1801 Tray / 306 HP / #6 Pot
Full-Part Sun / M / GH 24-36 / GS 18-24
H¹ / Ve / ND / GLP / DMT
• Deeply hued, pink-rose flowers



**SunPatiens
Compact Electric Orange**

1801 Tray / 306 HP / #6 Pot
Full-Part Sun / M / GH 24-36 / GS 18-24
H¹ / Ve / ND / GLP / DMT
• Vibrant Orange



**SunPatiens
Compact Lilac**

1801 Tray / 306 HP / #6 Pot
Full-Part Sun / M / GH 24-36 / GS 18-24
H¹ / Ve / ND / GLP / DMT
• Bright fuchsia-pink



**SunPatiens
Compact Orange**

1801 Tray / 306 HP / #6 Pot
Full-Part Sun / M / GH 24-36 / GS 18-24
H¹ / Ve / ND / GLP / DMT
• Reddish-orange



**SunPatiens
Compact White Imp.**

1801 Tray / 306 HP / #6 Pot
Full-Part Sun / M / GH 24-36 / GS 18-24
H¹ / Ve / ND / GLP / DMT
• Pure white



**SunPatiens
Spreading Carmine Red**

#6 Pot
Full-Part Sun / M / GH 30-40 / GS 24-36
H¹ / Ve / ND / GLP / DMT
• Scarlet red on variegated foliage



**SunPatiens
Spreading Corona**

#6 Pot
Full-Part Sun / M / GH 30-40 / GS 24-36
H¹ / Ve / ND / GLP / DMT
• Lipslick red in shade turns to orange in sun



**SunPatiens
Spreading Salmon**

#6 Pot
Full-Part Sun / M / GH 30-40 / GS 24-36
H¹ / Ve / ND / GLP / DMT
• Salmon-pink on variegated foliage



**SunPatiens
Spreading White**

#6 Pot
Full-Part Sun / M / GH 30-40 / GS 24-36
H¹ / Ve / ND / GLP / DMT
• Pure white on variegated foliage



BENEFITS OF SUNPATIENS®?

- Flourishes in high heat & humidity
- High impact color, low maintenance
- Resistant to Impatiens Downy Mildew
- Provides up to 3 times the coverage and color of a standard bedding plant
- Gets better as the season goes on lasting into the first hard frost of Fall
- Thrives in both full sun & part sun locations
- Vigorous growth habit
- Fewer plants required then traditional seed-annuals for equal coverage

SunPatiens® can be planted in less density to save time & money! If you want fast coverage, we recommend 12" x 12"... If you can wait a little for the plants to fill in try doing them at 18" x 18". As plant spacing increases, fewer plants are required for equal coverage.

Plant Spacing:	8" x 8"	10" x 10"	12" x 12"	14" x 14"	16" x 16"	18" x 18"	20" x 20"	24" x 24"
Plants/10,000 sqft:	22,500	14,400	10,000	7,350	5,620	4,444	3,600	2,500

WHAT ARE SUNPATIENS®?

They are impatiens for the sun!

This revolutionary hybrid impatiens series are heat-loving impatiens that grow in sun or shade and will flower from late spring to first frost. Unlike regular impatiens, SunPatiens® are resistant to Impatiens Downy Mildew! With their eye-catching flowers & excellent shelf life, they will be a welcome addition to your store or landscape. We offer SunPatiens in our 1801 Root Stepper Tray, 306 Handle Pack Tray & #6 Pots.

TIP!

Plant SunPatiens® later in spring when soil temperatures are higher. Be sure to keep them well watered and feed until they have time to establish after transplant. They can take a little bit longer to establish than seed impatiens do, but once established they flourish.





**Thunbergia
Sunny Lemon Star**

#8 TP
Full Sun / T / GH 5-8 ft. / GS 16-24
H[†] / BF / ND
• Lemon yellow w/ black-purple eye



**Thunbergia
Sunny Orange Wonder**

#8 TP
Full Sun / T / GH 5-8 ft. / GS 16-24
H[†] / BF / ND
• Bright orange w/ black-purple eye



**Torenia
Catalina Gilded Grape (PW)**

#4.5 Pot
Part Sun-Shade / U-M / GH 6-10 / GS 10-12
H[†] / S[†] / C / HB / ND / DR
• Vibrant yellow w/ dark purple throat



**Torenia
Catalina Midnight Blue (PW)**

#4.5 Pot
Part Sun-Shade / U-M / GH 6-10 / GS 10-12
H[†] / S[†] / C / HB / ND / DR
• 2-tone periwinkle, deep cobalt blue w/ yellow throat



**Torenia
Catalina Pink (PW)**

#4.5 Pot
Part Sun-Shade / U-M / GH 6-10 / GS 10-12
C / HB / ND / H[†] / S[†] / DR
• 2-tone pink w/ yellow throat



**Torenia
Catalina White Linen (PW)**

#4.5 Pot
Part Sun-Shade / U-M / GH 6-10 / GS 10-12
H[†] / S[†] / C / HB / ND / DR
• Pure white w/ yellow throat



**Torenia
Summer Wave Amethyst (PW)**

#10 HB
Part Sun-Shade / M-T / GH 8-12 / GS 10-12
H[†] / S[†] / HB / ND / DR
• Amethyst



**Torenia
Summer Wave Blue (PW)**

#10 HB
Part Sun-Shade / M-T / GH 8-12 / GS 10-12
H[†] / S[†] / HB / ND / DR
• True blue



**Torenia
Summer Wave Large Violet (PW)**

#10 HB
Part Sun-Shade / M-T / GH 8-12 / GS 10-12
H[†] / S[†] / HB / ND / DR
• Violet



**Tuberous Begonia
Non Stop Appleblossom**

#4.5 Pot
Part Sun-Shade / U-M / GH 8-12 / GS 12-16
H[†] / C / DF / GLP / ND
• White w/ light rose coat



**Tuberous Begonia
Non Stop Bright Red**

#4.5 Pot
Part Sun-Shade / U-M / GH 8-12 / GS 12-16
H[†] / C / DF / GLP / ND
• Red



**Tuberous Begonia
Non Stop Deep Rose**

#4.5 Pot
Part Sun-Shade / U-M / GH 8-12 / GS 12-16
H[†] / C / DF / GLP / ND
• Rose-pink



**Tuberous Begonia
Non Stop Deep Salmon**

#4.5 Pot
Part Sun-Shade / U-M / GH 8-12 / GS 12-16
H[†] / C / DF / GLP / ND
• Salmon



**Tuberous Begonia
Non Stop Golden Orange**

#4.5 Pot
Part Sun-Shade / U-M / GH 8-12 / GS 12-16
H[†] / C / DF / GLP / ND
• Orange w/ golden center



**Tuberous Begonia
Non Stop Pink**

#4.5 Pot
Part Sun-Shade / U-M / GH 8-12 / GS 12-16
H[†] / C / DF / GLP / ND
• Pink



**Tuberous Begonia
Non Stop Rose Petticoat**

#4.5 Pot
Part Sun-Shade / U-M / GH 8-12 / GS 12-16
H[†] / C / DF / GLP / ND
• Rose, white bi-color



**Tuberous Begonia
Non Stop Yellow**

#4.5 Pot
Part Sun-Shade / U-M / GH 8-12 / GS 12-16
H¹ / C / DF / GLP / ND
• Bright yellow



**Tuberous Begonia
Non Stop Mocca Deep Orange**

#4.5 Pot
Part Sun-Shade / U-M / GH 8-12 / GS 12-16
H¹ / C / DF / GLP / ND
• Deep orange on dark foliage



**Tuberous Begonia
Non Stop Mocca Pink Shades**

#4.5 Pot
Part Sun-Shade / U-M / GH 8-12 / GS 12-16
H¹ / C / DF / GLP / ND
• Rosy pink on dark foliage



**Tuberous Begonia
Non Stop Mocca Scarlet**

#4.5 Pot
Part Sun-Shade / U-M / GH 8-12 / GS 12-16
H¹ / C / DF / GLP / ND
• Scarlet on dark foliage



**Tuberous Begonia
Non Stop Mocca White**

#4.5 Pot
Part Sun-Shade / U-M / GH 8-12 / GS 12-16
H¹ / C / DF / GLP / ND
• White on dark foliage



**Tuberous Begonia
Non Stop Mocca Yellow**

#4.5 Pot
Part Sun-Shade / U-M / GH 8-12 / GS 12-16
H¹ / C / DF / GLP / ND
• Yellow on dark foliage



**Verbena
Babylon Carpet Blue (PW)**

#4.5 Pot / #10 HB
Full Sun / T / GH 1-3 / GS 18-22
FT / H¹ / D¹ / C / BF
• Blue-purple



**Verbena
Babylon Deep Pink (PW)**

#4.5 Pot / #8 TP / #10 HB
Full Sun / T / GH 5-8 / GS 18-22
FT / H¹ / D¹ / BF
• Dark pink



**Verbena
Babylon Light Blue (PW)**

#4.5 Pot / #8 TP / #10 HB
Full Sun / T / GH 5-8 / GS 18-22
FT / H¹ / D¹ / BF
• Light blue



**Verbena
Babylon Neon Rose (PW)**

#4.5 Pot / #10 HB
Full Sun / T / GH 5-8 / GS 18-22
FT / H¹ / D¹ / BF
• Dark pink-red



**Verbena
Babylon Purple (PW)**

#4.5 Pot / #8 TP / #10 HB
Full Sun / T / GH 5-8 / GS 18-22
FT / H¹ / D¹ / BF
• Purple



**Verbena
Babylon Red (PW)**

#4.5 Pot / #10 HB
Full Sun / T / GH 5-8 / GS 18-22
FT / H¹ / D¹ / BF
• True red



**Verbena
Babylon White (PW)**

#4.5 Pot / #8 TP / #10 HB
Full Sun / T / GH 5-8 / GS 18-22
FT / H¹ / D¹ / BF
• Bright white



**Verbena
Lanai Blue Denim (GF)**

#4.5 Pot / #8 TP / #10 HB
Full Sun / T / GH 6-10 / GS 20-24
FT / H¹ / D¹ / BF
• Denim blue



**Verbena
Lanai Blush White (GF)**

#4.5 Pot / #8 TP / #10 HB
Full Sun / T / GH 6-10 / GS 20-24
FT / H¹ / D¹ / BF
• Bright white w/ pale yellow center



**Verbena
Lanai Bright Eye (GF)**

#4.5 Pot / #8 TP / #10 HB
Full Sun / T / GH 6-10 / GS 20-24
FT / H¹ / D¹ / BF
• Light pink to bluish white w/ dark pink eye



**Verbena
Lanai Candy Cane (GF)**
#4.5 Pot / #8 TP / #10 HB
Full Sun / T / GH 6-10 / GS 20-24
FT / H¹ / D¹ / BF
• Red & white bi-color



**Verbena
Lanai Dark Red (GF)**
#4.5 Pot / #8 TP / #10 HB
Full Sun / T / GH 6-10 / GS 20-24
FT / H¹ / D¹ / BF
• Deep red



**Verbena
Lanai Deep Pink (GF)**
#4.5 Pot / #8 TP / #10 HB
Full Sun / T / GH 6-10 / GS 20-24
FT / H¹ / D¹ / BF
• Deep pink



**Verbena
Lanai Deep Purple (GF)**
#4.5 Pot / #8 TP / #10 HB
Full Sun / T / GH 6-10 / GS 20-24
FT / H¹ / D¹ / BF
• Deep purple



**Verbena
Lanai Lavender Star (GF)**
#4.5 Pot / #8 TP / #10 HB
Full Sun / T / GH 6-10 / GS 20-24
FT / H¹ / D¹ / BF
• Lavender w/ white stripes



**Verbena
Lanai Lime Green (GF)**
#4.5 Pot / #8 TP / #10 HB
Full Sun / T / GH 6-10 / GS 14-18
FT / H¹ / D¹ / BF / C
• Light green to white flowerets



**Verbena
Lanai Magenta Imp. (GF)**
#4.5 Pot / #8 TP / #10 HB
Full Sun / T / GH 6-10 / GS 20-24
FT / H¹ / D¹ / BF
• Magenta red



**Verbena
Lanai Peach (GF)**
#4.5 Pot / #8 TP / #10 HB
Full Sun / T / GH 6-10 / GS 16-20
FT / H¹ / D¹ / BF / C
• Dark peach fades to soft peach



**Verbena
Lanai Purple Star (GF)**
#4.5 Pot / #10 HB
Full Sun / T / GH 6-10 / GS 20-24
FT / H¹ / D¹ / BF
• Purple w/ white stripes



**Verbena
Lanai Red (GF)**
#4.5 Pot / #10 HB
Full Sun / T / GH 6-10 / GS 20-24
FT / H¹ / D¹ / BF
• Bright red



**Verbena
Lanai Royal Purple (GF)**
#4.5 Pot / #8 TP / #10 HB
Full Sun / T / GH 6-10 / GS 20-24
FT / H¹ / D¹ / BF
• Deep purple



**Verbena
Lanai Royal Purple with Eye (GF)**
#4.5 Pot / #10 HB
Full Sun / T / GH 6-10 / GS 20-24
FT / H¹ / D¹ / BF
• Deep purple w/ white eye



**Verbena
Lanai Strawberry & Cream (GF)**
#4.5 Pot
Full Sun / T / GH 6-10 / GS 20-24
FT / H¹ / D¹ / BF
• Strawberry w/ cream tint



**Verbena
Lanai Twister Pink (GF)**
#4.5 Pot / #8 TP / #10 HB
Full Sun / T / GH 6-10 / GS 20-24
FT / H¹ / D¹ / BF
• Light pink outer petals & dark pink inner petals



**Verbena
Lanai Vintage Rose (GF)**
#4.5 Pot / #10 HB
Full Sun / T / GH 6-10 / GS 20-24
FT / H¹ / D¹ / BF
• Cream blooms w/ patches of rose



**Verbena
Lanai Upright Blue w/ Eye (GF)**
#4.5 Pot
Full Sun / U / GH 10-14 / GS 12-14
FT / Hⁱ / Dⁱ / BF
• Blue, purple w/ white eye



**Verbena
Lanai Upright Bright Rose (GF)**
#4.5 Pot
Full Sun / U / GH 10-14 / GS 14-16
FT / Hⁱ / Dⁱ / BF
• Parfait of rose, pink



**Verbena
Lanai Upright Magenta (GF)**
#4.5 Pot
Full Sun / U / GH 10-14 / GS 14-16
FT / Hⁱ / Dⁱ / BF
• Magenta-red



**Verbena
Lanai Upright Pink (GF)**
#4.5 Pot
Full Sun / U / GH 10-14 / GS 12-14
FT / Hⁱ / Dⁱ / BF
• Light-Medium Pink



**Verbena
Lanai Upright Purple Mosaic (GF)**
#4.5 Pot
Full Sun / U / GH 8-12 / GS 12-14
FT / Hⁱ / Dⁱ / BF / C
• White w/ purple specks



**Verbena
Lanai Upright Rose w/ Eye (GF)**
#4.5 Pot
Full Sun / U / GH 10-14 / GS 12-14
FT / Hⁱ / Dⁱ / BF
• Dark rose w/ white eye



**Verbena
Lanai Upright Violet (GF)**
#4.5 Pot
Full Sun / U / GH 8-12 / GS 12-14
FT / Hⁱ / Dⁱ / BF / C
• Violet



**Verbena
Magalena Hot Rose (GF)**
#4.5 Pot / #8 TP / #10 HB
Full Sun / T / GH 4-6 / GS 14-16
FT / Hⁱ / Dⁱ / BF / C
• Bright rose



**Verbena
Magalena Lilac (GF)**
#4.5 Pot / #8 TP / #10 HB
Full Sun / T / GH 4-6 / GS 14-16
FT / Hⁱ / Dⁱ / BF / C
• Delicate lilac



**Verbena
Magalena Midnight Blue (GF)**
#4.5 Pot / #8 TP / #10 HB
Full Sun / T / GH 4-6 / GS 14-16
FT / Hⁱ / Dⁱ / BF / C
• Purple-blue shade



**Verbena
Magalena Peach (GF)**
#4.5 Pot / #8 TP / #10 HB
Full Sun / T / GH 4-6 / GS 14-16
FT / Hⁱ / Dⁱ / BF / C
• Dark peach fades to soft peach



**Verbena
Magalena Pink Swirl (GF)**
#4.5 Pot / #8 TP / #10 HB
Full Sun / T / GH 4-6 / GS 14-16
FT / Hⁱ / Dⁱ / BF / C
• Pink, white bi-color



**Verbena
Magalena Plum Frost (GF)**
#4.5 Pot / #10 HB
Full Sun / T / GH 4-6 / GS 14-16
FT / Hⁱ / Dⁱ / BF / C
• Plum w/ frosty white eye



**Verbena
Magalena Red (GF)**
#4.5 Pot / #8 TP / #10 HB
Full Sun / T / GH 4-6 / GS 14-16
• Bright red



**Verbena
Magalena Violet (GF)**
#4.5 Pot / #10 HB
Full Sun / T / GH 4-6 / GS 14-16
FT / Hⁱ / Dⁱ / BF / C
• Dark violet



**Verbena
Magalena White (GF)**
#4.5 Pot / #10 HB
Full Sun / T / GH 4-6 / GS 14-16
FT / Hⁱ / Dⁱ / BF / C
• Pure white



Verbena Superbena Burgundy (PW)

#4.5 Pot / #10 HB
Full Sun / T / GH 6-12 / GS 24-28
FT / BF / GLP / H¹ / D¹ / Vi
• Deep burgundy



Verbena Superbena Coral Red Improved (PW)

#4.5 Pot / #10 HB
Full Sun / T / GH 6-12 / GS 24-28
FT / BF / GLP / H¹ / D¹ / Vi
• Dark pink



Verbena Superbena Dark Blue (PW)

#4.5 Pot / #10 HB
Full Sun / T / GH 6-12 / GS 24-28
FT / BF / GLP / H¹ / D¹ / Vi
• Deep blue-purple



Verbena Superbena Large Lilac Blue (PW)

#4.5 Pot / #10 HB
Full Sun / T / GH 6-12 / GS 24-28
FT / BF / GLP / H¹ / D¹ / Vi
• Soft purple



Verbena Superbena Pink Parfait (PW)

#4.5 Pot / #10 HB
Full Sun / T / GH 6-12 / GS 24-28
FT / BF / GLP / H¹ / D¹ / Vi
• Parfait of light pink to blush white w/ med-pink eye



Verbena Superbena Pink Shades (PW)

#4.5 Pot / #10 HB
Full Sun / T / GH 6-12 / GS 24-28
FT / BF / GLP / H¹ / D¹ / Vi
• Deep pink w/ tinge of white



Verbena Superbena Purple (PW)

#4.5 Pot / #10 HB
Full Sun / T / GH 6-12 / GS 24-28
FT / BF / GLP / H¹ / D¹ / Vi
• Purple



Verbena Superbena Royale Chambray (PW)

#4.5 Pot / #10 HB
Full Sun / T / GH 6-12 / GS 24-28
FT / BF / GLP / H¹ / D¹ / Vi
• Light purple



Verbena Superbena Royale Iced Cherry (PW)

#4.5 Pot / #10 HB
Full Sun / T / GH 6-12 / GS 24-28
FT / BF / GLP / H¹ / D¹ / Vi
• Cerise cherry-red w/ white-eye



Verbena Superbena Royale Red (PW)

#4.5 Pot / #10 HB
Full Sun / T / GH 6-12 / GS 24-28
FT / BF / GLP / H¹ / D¹ / Vi
• Deep scarlet



Verbena Superbena Royale Silverdust (PW)

#4.5 Pot / #10 HB
Full Sun / T / GH 6-12 / GS 24-28
FT / BF / GLP / H¹ / D¹ / Vi
• Silvery-lavender, purple-blushed



Verbena Tukana Raspberry (PW)

#4.5 Pot / #10 HB
Full Sun / T / GH 5-8 / GS 24-28
FT / BF / GLP / H¹ / D¹
• Deep raspberry



Verbena Tukana Scarlet Imp (PW)

#4.5 Pot / #8 TP / #10 HB
Full Sun / T / GH 5-8 / GS 24-28
FT / BF / GLP / H¹ / D¹
• Scarlet-red



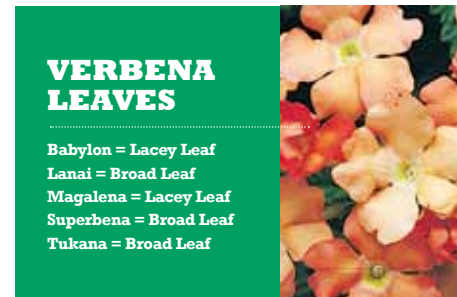
Verbena Tukana Scarlet Star (PW)

#4.5 Pot / #10 HB
Full Sun / T / GH 5-8 / GS 24-28
FT / BF / GLP / H¹ / D¹
• Rich scarlet w/ clear white throat



Verbena Tukana White (PW)

#4.5 Pot / #8 TP / #10 HB
Full Sun / T / GH 5-8 / GS 24-28
FT / BF / GLP / H¹ / D¹
• Bright white



VERBENA LEAVES

- Babylon = Lacey Leaf
- Lanai = Broad Leaf
- Magalena = Lacey Leaf
- Superbena = Broad Leaf
- Tukana = Broad Leaf



**Wave Petunia
Easy Wave Blue**
#4.5 Pot / #9 TP / 306 HP
Full-Part Sun / M-S / GH 6-12 / GS 30-39
Ve / GLP / H⁺ / ND
• Dark blue w/ some lighter blue shading



**Wave Petunia
Easy Wave Burgundy Star**
#4.5 Pot
Full-Part Sun / M-S / GH 6-12 / GS 30-39
Ve / GLP / H⁺ / ND
• Rich burgundy w/ white star pattern



**Wave Petunia
Easy Wave Coral Reef**
#4.5 Pot
Full-Part Sun / M-S / GH 6-12 / GS 30-39
Ve / GLP / H⁺ / ND
• Deep coral w/ white throat



**Wave Petunia
Easy Wave Flag Mix**
#4.5 Pot
Full-Part Sun / M-S / GH 6-12 / GS 30-39
Ve / GLP / H⁺ / ND
• Patriotic mix of red, white, blue



**Wave Petunia
Easy Wave Mystic Pink Improved**
#4.5 Pot
Full-Part Sun / M-S / GH 6-12 / GS 30-39
Ve / GLP / H⁺ / ND
• Cotton candy pink w/ white throat



**Wave Petunia
Easy Wave Neon Rose**
#4.5 Pot / #9 TP / 306 HP
Full-Part Sun / M-S / GH 6-12 / GS 30-39
Ve / GLP / H⁺ / ND
• Hot rose-pink



**Wave Petunia
Easy Wave Pink**
#4.5 Pot / #9 TP / 306 HP
Full-Part Sun / M-S / GH 6-12 / GS 30-39
Ve / GLP / H⁺ / ND
• Pink



**Wave Petunia
Easy Wave Pink Dawn**
#4.5 Pot
Full-Part Sun / M-S / GH 6-12 / GS 30-39
Ve / GLP / H⁺ / ND
• Pink w/ creamy throat



**Wave Petunia
Easy Wave Pink Marble Mix**
#4.5 Pot
Full-Part Sun / M-S / GH 6-12 / GS 30-39
Ve / GLP / H⁺ / ND
• Mix of mystic pink, pink, white



**Wave Petunia
Easy Wave Plum Pudding Mix**
#4.5 Pot
Full-Part Sun / M-S / GH 6-12 / GS 30-39
Ve / GLP / H⁺ / ND
• Mix of plum vein, violet



**Wave Petunia
Easy Wave Red Improved**
#4.5 Pot / #9 TP / 306 HP
Full-Part Sun / M-S / GH 6-12 / GS 30-39
Ve / GLP / H⁺ / ND
• Deep red



**Wave Petunia
Easy Wave Rosy Dawn**
#4.5 Pot
Full-Part Sun / M-S / GH 6-12 / GS 30-39
Ve / GLP / H⁺ / ND
• Deep rose w/ cream throat



**Wave Petunia
Easy Wave Salmon**
#4.5 Pot
Full-Part Sun / M-S / GH 6-12 / GS 30-39
Ve / GLP / H⁺ / ND
• Salmon-pink



**Wave Petunia
Easy Wave Shell Pink**
#4.5 Pot
Full-Part Sun / M-S / GH 6-12 / GS 30-39
Ve / GLP / H⁺ / ND
• Soft pink



**Wave Petunia
Easy Wave South Beach Mix**
#4.5 Pot
Full-Part Sun / M-S / GH 6-12 / GS 30-39
Ve / GLP / H⁺ / ND
• Mix of coral reef, red & violet



**Wave Petunia
Easy Wave Sweet Tart Mix**
#4.5 Pot
Full-Part Sun / M-S / GH 6-12 / GS 30-39
Ve / GLP / H⁺ / ND
• Mix of mystic pink, neon rose, white

What's the Difference Between Wave, Easy Wave & Shock Wave Petunia's?

Vibrant & versatile, all 3 series of this popular petunia line grow between 2 to 3 feet and stand up well to both the heat and cooler conditions.

WAVE SERIES

The Wave petunias are a low growing series and are an excellent choice for the landscape and flower gardens creating a carpet of color. This series features 2 to 2.5 in. flowers forming along the entire length of each branch.

EASY WAVE SERIES

The Easy Wave petunias exhibit the same great spreading habit as the original wave series, but with a little more height. This series is an excellent choice for the landscape, flowerbeds, containers & hanging baskets. The flower size on the Easy Wave series is 2 to 3 in.

SHOCK WAVE SERIES

The Shock Wave petunias feature petite, high impact flowers with an outstanding amount of color. It is an ideal plant for hanging baskets, containers & small space gardens. The habit of the Shock Wave series is very similar to the Easy Wave series and the flower size is 1 1/2 to 2 in.



Wave Petunia
Easy Wave Violet

#4, 5 Pot / #9 TP / 306 HP
Full-Part Sun / M-S / GH 6-12 / GS 30-39
Ve / GLP / H⁺ / ND
• Deep violet



Wave Petunia
Easy Wave White

#4, 5 Pot / #9 TP / 306 HP
Full-Part Sun / M-S / GH 6-12 / GS 30-39
Ve / GLP / H⁺ / ND
• White



Wave Petunia
Shock Wave Buzz Mix

#4, 5 Pot
Full-Part Sun / M-S / GH 7-10 / GS 30-36
FL / MF / Ve / H⁺ / ND
• Mix of coconut, rose, pink shades



Wave Petunia
Shock Wave Coconut

#4, 5 Pot
Full-Part Sun / M-S / GH 7-10 / GS 30-36
FL / MF / Ve / H⁺ / ND
• Crisp white w/ pale yellow throat



**Wave Petunia
Shock Wave Coral Crush**

#4.5 Pot
Full-Part Sun / M-S / GH 7-10 / GS 30-36
FL / MF / Ve / H¹ / ND
• Shimmering coral w/ yellow throat



**Wave Petunia
Shock Wave Deep Purple**

#4.5 Pot
Full-Part Sun / M-S / GH 7-10 / GS 30-36
FL / MF / Ve / H¹ / ND
• Vibrant deep purple



**Wave Petunia
Shock Wave Denim**

#4.5 Pot
Full-Part Sun / M-S / GH 7-10 / GS 30-36
FL / MF / Ve / H¹ / ND
• Dark blue-purple changes to blue-lavender-silver under high light & heat



**Wave Petunia
Shock Wave Pink Shades**

#4.5 Pot
Full-Part Sun / M-S / GH 7-10 / GS 30-36
FL / MF / Ve / H¹ / ND
• Shades of soft blush to medium pink w/ white throat



**Wave Petunia
Shock Wave Pink Vein**

#4.5 Pot
Full-Part Sun / M-S / GH 7-10 / GS 30-36
FL / MF / Ve / H¹ / ND
• Soft blush pink w/ violet-rose throat & veins



**Wave Petunia
Shock Wave Red**

#4.5 Pot
Full-Part Sun / M-S / GH 7-10 / GS 30-36
FL / MF / Ve / H¹ / ND
• Red



**Wave Petunia
Shock Wave Rose**

#4.5 Pot
Full-Part Sun / M-S / GH 7-10 / GS 30-36
FL / MF / Ve / H¹ / ND
• Rich rose w/ white throat



**Wave Petunia
Shock Wave Volt Mix**

#4.5 Pot
Full-Part Sun / M-S / GH 7-10 / GS 30-36
FL / MF / Ve / H¹ / ND
• Patriotic mix of red, coconut & denim



**Wave Petunia
Wave Blue**

#4.5 Pot
Full-Part Sun / S / GH 5-7 / GS 36-48
Ve / H¹ / GLP / ND
• Deep blue



**Wave Petunia
Wave Lavender**

#4.5 Pot
Full-Part Sun / S / GH 5-7 / GS 36-48
Ve / H¹ / GLP / ND
• Deep lavender



**Wave Petunia
Wave Misty Lilac**

#4.5 Pot
Full-Part Sun / S / GH 5-7 / GS 36-48
Ve / H¹ / GLP / ND
• Light lavender blooms mature to pale lavender or white



**Wave Petunia
Wave Pink**

#4.5 Pot
Full-Part Sun / S / GH 5-7 / GS 36-48
Ve / H¹ / GLP / ND
• Hot pink



**Wave Petunia
Wave Purple Improved**

#4.5 Pot
Full-Part Sun / S / GH 5-7 / GS 36-48
Ve / H¹ / GLP / ND
• Purple-magenta



**Wave Petunia
Wave Rose**

#4.5 Pot
Full-Part Sun / S / GH 5-7 / GS 36-48
Ve / H¹ / GLP / ND
• Bright rose



**Zonal Geranium
Calliope Burgundy (SF)**

#4.5 Pot / #8 TP / #10 HB / #12 TP / #14 TP
Full-Part Sun / M / GH 12-18 / GS 12-18
H¹ / D¹ / SDF / Vi / Ve / Ivy-Zonal Cross / GLP
• Deep burgundy



**Zonal Geranium
Calliope Dark Red (SF)**

#4.5 Pot / #8 TP / #10 HB / #12 TP / #14 TP
Full-Part Sun / M / GH 12-18 / GS 12-18
H¹ / D¹ / SDF / Vi / Ve / Ivy-Zonal Cross / TS / GLP
• Dark velvet red



**Zonal Geranium
Rocky Mt. Dark Red (SF)**

#4.5 Pot / #8 TP
Full-Part Sun / U-M / GH 12-18 / GS 12-15
SDF / Vi / GLP / TS
• Dark red



**Zonal Geranium
Rocky Mt. Red (SF)**

#4.5 Pot / #8 TP
Full-Part Sun / U-M / GH 12-18 / GS 12-15
SDF / Vi / GLP / TS
• Bright red



**Zonal Geranium
Tango Dark Red (SF)**

#4.5 Pot
Full-Part Sun / U-M / GH 12-18 / GS 12-15
SDF / C / GLP / TS / H⁺
• Dark red



**Zonal Geranium
Rocky Mt. Light Pink (SF)**

#4.5 Pot / #12 TP / #10 HB / #14 TP
Full-Part Sun / U-M / GH 12-18 / GS 12-15
SDF / Vi / GLP
• Light pink



**Zonal Geranium
Rocky Mt. Pink (SF)**

#4.5 Pot / #8 TP / #10 HB / #12 TP / #14 TP
Full-Part Sun / U-M / GH 12-18 / GS 12-15
SDF / Vi / GLP
• Pink



**Zonal Geranium
Calliope Hot Pink (SF)**

#4.5 Pot / #8 TP / #10 HB / #12 TP / #14 TP
Full-Part Sun / M / GH 12-18 / GS 12-18
H⁺ / D⁺ / SDF / Vi / Ve / Ivy-Zonal Cross / GLP
• Hot Pink



**Zonal Geranium
Calliope Lavender Rose (SF)**

#4.5 Pot / #8 TP / #10 HB / #12 TP / #14 TP
Full-Part Sun / M / GH 12-18 / GS 12-18
H⁺ / D⁺ / SDF / Vi / Ve / Ivy-Zonal Cross / GLP
• Lavender rose



**Zonal Geranium
Rocky Mt. Deep Rose (SF)**

#4.5 Pot / #8 TP / #12 TP / #14 TP
Full-Part Sun / U-M / GH 12-18 / GS 12-15
SDF / Vi / GLP
• Deep rose



**Zonal Geranium
Classic Light Salmon (SF)**

#4.5 Pot / #8 TP / #10 HB / #12 TP / #14 TP
Full-Part Sun / U-M / GH 12-18 / GS 12-15
Semi-Double Flowers
• Light salmon



**Zonal Geranium
Rocky Mt. Lavender (SF)**

#4.5 Pot / #8 TP / #10 HB / #12 TP / #14 TP
Full-Part Sun / U-M / GH 12-18 / GS 12-18
SDF / Vi / GLP
• Lavender



**Zonal Geranium
Classic Salmon (SF)**

#4.5 Pot
Full-Part Sun / U-M / GH 12-18 / GS 12-15
Semi-Double Flowers
• Salmon



**Zonal Geranium
Rocky Mt. Salmon '08 (SF)**

#4.5 Pot / #8 TP / #10 HB / #12 TP / #14 TP
Full-Part Sun / U-M / GH 12-18 / GS 12-15
SDF / Vi / GLP
• Dark salmon



**Zonal Geranium
Rocky Mt. Magenta (SF)**

#4.5 Pot / #12 TP / #10 HB / #14 TP
Full-Part Sun / U-M / GH 12-18 / GS 12-15
SDF / Vi / GLP
• Cherry magenta



**Zonal Geranium
Rocky Mt. Violet (SF)**

#4.5 Pot / #8 TP / #10 HB / #12 TP / #14 TP
Full-Part Sun / U-M / GH 12-18 / GS 12-15
SDF / Vi / GLP
• Violet



**Zonal Geranium
Rocky Mt. White (SF)**

#4.5 Pot / #8 TP / #12 TP / #14 TP
Full-Part Sun / U-M / GH 12-18 / GS 12-15
SDF / Vi / GLP
• White

1801

ROOT STEPPER PROGRAM

Every year, Lucas Greenhouses offers a custom grow annual program for the spring and a custom grow pansy program for the fall.

These custom grow plants are grown in our 1801 Root Stepper flat which features 18 single cells per flat, with each flat measuring 20"x 10"x 3 5/8". The Root Stepper promotes interior root pruning in stepped levels. It also eliminates all individual plastic pots to help you with clean-up.

This program is ideal for the landscaper who no longer wants to run around in spring trying to find large quantities of high quality plants. Our 1801 program will allow you to make your install schedule with confidence, knowing that your plants will be delivered and ready to plant on the

week you requested. We offer a complete line of seed annuals in the custom grow program, including our Wave Petunias, Big Begonias, SunPatiens and Kong Coleus. There is also a wide range of Pansies to choose from in the fall, including Violas. Please contact us for a copy of our up-to-date offering list and guidelines.

This program is offered on pre-book basis only. The deadline to have your orders for the following spring is the end of December and the deadline for fall orders is mid-June. For the spring,



BENEFITS:

- Extensive line of annuals to choose from
- Schedule your installs with confidence
- No more using valuable time running around looking for quality plants
- Limited cleanup
- Just plain makes \$ense

we have five ready weeks to choose from, starting on April 22nd and running consecutively until May 20th. In the fall, we offer four ready delivery weeks to choose from, starting on September 23rd and running consecutively until October 14th. We do request that varieties are ordered in 15 flat increments.

At times, we do have some overage in the 1801's. If you are looking for a few trays or would like to just try them out, don't hesitate to call and check availability.

SPRING COMBOS

Lucas Greenhouses will put your independent garden center on the map with our beautiful combination baskets and planters!

Our combinations will give you a distinct advantage over the competition. This spring we are offering 30 different premium "Spring Sensation" combinations. They have been chosen for their superior beauty, heat tolerance and uniformity. These combinations have been created with only the best genetics featuring Proven Winners and Goldfish varieties. These stunning pots and baskets are just what your customers want for instant color in their yards, patios and decks.

We offer our complete line of unique combos in our #12 Hanging Basket, #12 Terra Pot, #14 Moss Basket and #14 Terra Pot. Our combo's are sold by "grower assortment" only. This allows our crew to pick an assortment of combinations that are in the best-selling stage at the time of shipment and ensures you the best possible plants for your store. The combinations are subject to change, based on plant availability.

PLANTS PER POT

#12 Terra Pot Combinations	6
#12 Hanging Basket Combinations	6
#14 Terra Pot Combinations	6 + 1 Spike
#14 Moss Basket Combinations	6 + 1 Spike

BENEFITS:

- Complete line available in 4 different sizes
- 30 different flavors to match your customers' tastes
- Created with only the best genetics whose performance you can trust



Be sure to check out the "Spring Sensations" tags on all of our combination pots & planters. These tags are not only distinct to each combination, but they also feature a unique barcode on the back specific to the pot & size.



Combo #1
Petunia, Supertunia Royal Velvet (PW)
Bidens, Peter's Gold Carpet (PW)
Verbena, Babylon Light Blue (PW)



Combo #2
Petunia, Cotton Candy (PW)
Petunia, Supertunia White (PW)
Verbena, Superbena Coral Red (PW)



Combo #3
Petunia, Supertunia Royal Velvet (PW)
Chrysocephalum, Flambe Yellow (PW)
Verbena, Tukana Scarlet (PW)



Combo #4
Chrysocephalum, Flambe Yellow (PW)
Calibrachoa, Superbells Yellow Chiffon (PW)
Verbena, Superbena Royale Chambrey (PW)



Combo #5
Petunia, Supertunia Bermuda Beach (PW)
Calibrachoa, Superbells Plum (PW)
Verbena, Babylon White (PW)



Combo #6
Petunia, Supertunia Mini Appleblossom (PW)
Calibrachoa, Superbells Pink (PW)
Verbena, Superbena Burgundy (PW)



Combo #7
Petunia, Surfina Amethyst (PS)
Petunia, Supertunia Mini Silver (PW)
Verbena, Superbena Burgundy (PW)



Combo #8
Petunia, Supertunia Red (PW)
Petunia, Supertunia White (PW)
Petunia, Supertunia Royal Velvet (PW)



Combo #9
 Petunia, Supertunia Priscilla (PW)
 Diascia, Flying Colors Red (PW)
 Verbena, Babylon White (PW)



Combo #10
 Petunia, Supertunia Royal Velvet (PW)
 Bidens, Peter's Gold Carpet (PW)
 Verbena, Tukana Scarlet (PW)



Combo #11
 Petunia, Supertunia Citrus (PW)
 Calibrachoa, Superbells Yellow (PW)
 Verbena, Superbena Burgundy (PW)



Combo #12
 Petunia, Supertunia Red (PW)
 Calibrachoa, Superbells Blue (PW)
 Verbena, Babylon White (PW)



Combo #13
 Supertunia, Bermuda Beach (PW)
 Verbena, Tukana Scarlet Star (PW)
 Verbena, Babylon White (PW)



*Note: Verbena, Superbena Dark Blue is present in the photo

Combo #14
 Petunia, Supertunia Royal Velvet (PW)
 Calibrachoa, Superbells Dreamsicle (PW)
 Verbena, Superbena Royale Chambray (PW)



Combo #15
 Petunia, Sanguna Blue (GF)
 Bidens, Mexican Gold (GF)
 Verbena, Magalena Red (GF)



Combo #16
 Petunia, Sanguna Blue (GF)
 Calibrachoa, Callie Deep Yellow (GF)
 Verbena, Magalena Red (GF)



Combo #17
 Petunia, Sanguna Blue (GF)
 Calibrachoa, Callie Bright Red (GF)
 Verbena, Lanai Blush White (GF)



Combo #18
 Petunia, Sanguna Blue (GF)
 Calibrachoa, Callie Orange (GF)
 Verbena, Lanai Peach (GF)



Combo #19
 Petunia, Sanguna Burgundy (GF)
 Calibrachoa, Callie Yellow (GF)
 Verbena, Lanai Magenta Improved (GF)



Combo #20
 Petunia, Sanguna Rose Vein (GF)
 Calibrachoa, Callie White with Rose Vein (GF)
 Verbena, Lanai Bright Eye (GF)



Combo #21
 Petunia, Sanguna Light Blue (GF)
 Calibrachoa, Callie Yellow (GF)
 Verbena, Lanai Deep Pink (GF)



Combo #22
 Petunia, Sanguna Purple (GF)
 Calibrachoa, Callie Yellow (GF)
 Verbena, Magalena Pink Swirl (GF)



Combo #23

Petunia, Sanguna Lipstick (GF)
 Calibrachoa, Callie Cream with Eye (GF)
 Verbena, Lanai Magenta Improved (GF)



Combo #24

Petunia, Whispers Amethyst (GF)
 Calibrachoa, Callie Yellow (GF)
 Verbena, Magalena Lilac (GF)



Combo #25

Petunia, Sanguna Burgundy (GF)
 Bidens, Mexican Gold (GF)
 Calibrachoa, Callie Coral Pink (GF)



Combo #26

Petunia, Sanguna Lavender Vein (GF)
 Calibrachoa, Callie Yellow (GF)
 Verbena, Lanai Royal Purple (GF)



Combo #27

Petunia, Sanguna Lavender Vein (GF)
 Petunia, Sanguna White with Blue Vein (GF)
 Verbena, Lanai Magenta Improved (GF)



Combo #28

Petunia, Sanguna Purple (GF)
 Calibrachoa, Callie Coral Pink (GF)
 Verbena, Lanai Cherry Red (GF)



Combo #29

Lantana, Bandana Trailing Gold (GF)
 Calibrachoa, Callie Orange Sunrise (GF)
 Scaevola, Bombay Dark Blue (GF)



Combo #30

Petunia, Supertunia Sangria Charm (PW)
 Calibrachoa, Superbells Blackberry Punch (PW)
 Verbena, Tukana White (PW)

SUMMER SENSATIONS

Help your customers fight the heat with Lucas Greenhouses Summer Sensations!

A few years ago, we began offering our Summer Sensation program, starting in July and running through mid-August, with the conviction that many consumers, if given the option, would be willing to spend for fresh product over discounted leftovers. It has proven to be a big hit for our garden center customers who have jumped on board. We continue to build on the previous year's success by increasing our numbers and expanding our offerings.

For the Summer Sensation program, we have selected the most popular colors of the most heat loving cultivars to give you optimum

performers for the hot days of July & August. These selections will give your customers the opportunity to freshen up their gardens and beautify their back yards in mid-to-late summer.

We offer the Summer Sensations in our #9 pot and our #10 Hanging Basket. We also offer a completely new crop of combination baskets (#12 Hanging Basket) & planters (#14 Terra Pot) in this program. These combinations are unique to our summer program and will liven up any patio or deck.

There are many new items for 2013! Highlighting these newcomers are Calliope Geraniums, Big Begonias, Otomeria, Serenity Osteospermum & Echinacea Cheyenne Spirit Mix.



BENEFITS:

- Fresh product when your competition looks tired
- Optimum performers selected for their heat & humidity tolerance
- Larger size pots for instant impact
- Increased profit margins

SOME OF OUR OFFERINGS IN THIS PROGRAM:

- Angelonia (Carita) #9 Pot & #10 HB
- Argyranthemum (Butterfly) #9 Pot
- Big Begonia #9 Pot *NEW
- Calibrachoa (Callie) #9 Pot & #10 HB
- Coreopsis #9 Pot
- Echinacea (Cheyenne Spirit Mix) *NEW
- Gailardia (Sunrita) #9 Pot
- Lantana (Bandana) #9 Pot & #10 HB
- Lobelia (Techno Heat) #10 HB
- Osteospermum (Serenity) #9 Pot
- Otomeria (O'Premiera) #9 Pot *NEW
- Petchoas (SuperCal) #9 Pot & #10 HB
- Petunia (Sanguna & Whisper) #9 Pot & #10 HB
- Rudbeckia (Denver Daisy) #9 Pot
- Scaevola (Bombay) #9 Pot & #10 HB
- Sunflowers (Sunny Smile) #9 Pot & #12 Terra Pot
- Verbena (Lanai) #9 Pot
- Vinca (Nirvana) #9 Pot & #10 HB
- Zinnia (Magellan Mix) #9 Pot
- Zonal Geranium (Calliope) #9 Pot, #12 HB & #14 TP *NEW

ASTERS

Nothing produces color in the fall quite like this flowering perennial. With their small, daisy-like bloom available in many attractive shades of blue/lavender, raspberry, white & pink, your garden center can greatly expand its color selection for fall sales. The many unique colors and similar cultural habit make asters an excellent companion crop for mums.

At Lucas, we offer asters in four different color categories, Lavender/Blue, Raspberry, Pink & White... all in our #9 pot. Each pot contains 2 plants per pot and are grown on the same "state-of-the-art" production fields as our mums.

+ Check out Marie III Dark Pink, Henry III Pink, Peter III Blue & Henry III Purple for some Royal, late season sales. These four varieties from Syngenta Flowers really lengthen the aster season.



Asters, White
Puff White

#9 Pot
Full Sun / Very Early Season
C / FR / DR / BF / B
• Snow white daisy w/ yellow center



Asters, White
Frost White

#9 Pot
Full Sun / Early Season
FR / DR / BF / B
• Crisp white daisy w/ yellow center



Asters, Pink
Magic Pink

#9 Pot
Full Sun / Very Early Season
FR / DR / BF / B
• Bright pink daisy w/ yellow center



Asters, Pink
Henry I Pink

#9 Pot
Full Sun / Very Early Season
FR / DR / BF / B / DF
• Pink double flower



Asters, Pink
Hazy Dark Pink

#9 Pot
Full Sun / Early Season
FR / DR / BF / B
• Dark pink daisy w/ yellow center



Asters, Pink
Marie III Dark Pink

#9 Pot
Full Sun / Late Season
FR / DR / BF / B / DF
• Dark pink double flower



Asters, Pink
Henry III Pink

#9 Pot
Full Sun / Late Season
FR / DR / BF / B / DF
• Rich pink double flower


TIP!
The pollen on open aster flowers often attracts bees. It is best for Asters to be sold when only a few flowers are showing color. This will reduce the amount of bees your customers will have to fight of when purchasing these unique plants & ensures the customer of maximum home enjoyment.

NOT SURE WHAT YOUR BREAKDOWN SHOULD BE?

Every year Lucas closely monitors the color preferences of its customers and plans for the future based on these observations. This is our aster crop breakdown for the 2013 fall season:

**ASTERS
COLOR
BREAKDOWN**

White 5%
Raspberry 8%
Pink 27%
Blue/Lavender 60%



**Asters, Raspberry
Winston Churchill**

#9 Pot
Full Sun / Early Season
FR / DR / BF / B
• Bright raspberry - red daisy w/ yellow center



**Asters, Blue/Lavender
Dragon Blue**

#9 Pot
Full Sun / Very Early Season
FR / DR / BF / B
• Soft lilac-blue w/ yellow center



**Asters, Blue/Lavender
Daydream Lavender**

#9 Pot
Full Sun / Very Early Season
FR / DR / BF / B
• Lavender-blue daisy w/ yellow center

*Please note: our asters are sold by "color category only", not variety specific. We plan our crop so that we can ship you the most appropriate variety based on the time of season your delivery is being made.



**Asters, Blue/Lavender
Henry I Blue**

#9 Pot
Full Sun / Early Season
FR / DR / BF / B / DF
• Blue double flower



**Asters, Blue/Lavender
Days Blue**

#9 Pot
Full Sun / Early Season
C / FR / DR / BF / B
• Bright blue daisy w/ yellow center



**Asters, Blue/Lavender
Twist Lavender**

#9 Pot
Full Sun / Early Season
FR / DR / BF / B
• Light blue daisy w/ yellow center



**Asters, Blue/Lavender
Peter III Blue**

#9 Pot
Full Sun / Late Season
FR / DR / BF / B / DF
• Lilac-blue double flower



**Asters, Blue/Purple
Magic Purple**

#9 Pot
Full Sun / Very Early Season
FR / DR / BF / B
• Purple daisy w/ yellow center



**Asters, Blue/Purple
Henry I Purple**

#9 Pot
Full Sun / Early Season
FR / DR / BF / B
• Blue-purple daisy flower



**Asters, Blue/Purple
Believer Purple**

#9 Pot
Full Sun / Early Season
FR / DR / BF / B
• Deep purple daisy w/ yellow center



**Asters, Blue/Purple
Henry III Purple**

#9 Pot
Full Sun / Late Season
FR / DR / BF / B / DF
• Purple double flower

MUMS

Known for their array of color choices, versatility and flower shapes, mums are a definite fixture in the fall garden. They are low maintenance, loaded with flowers and easy to grow. Lucas Greenhouses grows a full range of mums starting with very early varieties and finishing with late season extenders to keep you in color all fall. Our mums are loaded with blooms, that can last for weeks and they are perfect for mass plantings.

We take great pride in carefully selecting through the hundreds of mum varieties offered and growing only the very best for our customers. We grow almost exclusively the best-in-class genetics of Yoder bred mums offered by Syngenta Flowers. These select

mums are grown on our “state-of-the-art” production field, which includes ground cover and drip tape supplying constant liquid feed to the mums. The production field, combined with generous spacing and proper growth regulation, help develop strong, well-branched plants. The result of all this work is the perfectly shaped mum that we are known for, and that will allow you to stand out from the competition.

We offer our mums in 9 different color categories and 5 different pot sizes. Our most popular size is our #9 pot. We grow over 300,000 of this size pot every year and it is perfect for retail sales and large displays in the landscape. We also offer mums in our #6 pot (which is sold in cases of 6), our #10 Hanging Basket, #12 Terra Pot and #14 Terra Pot.

Some new varieties to check out this year are Wanda Red & Babette Yellow. Wanda Red is a bold red that times out as a late season mum and blends well with the rest of the Wanda family. Babette Yellow is a rich yellow for those late season extender sales. One of our favorite families of mums is the Emma family. They feature great bicolor blooms that have been a hit with mum lovers (Emma Orange Bicolor, Emma Salmon Bicolor & Emma Coral Bicolor).

MUMS HABIT DESCRIPTIONS

CLASSIC: Old fashioned garden mum habit or semi-upright.

MOUND: Nice round habit but not quite a sphere.

SPHERE: Very round with flowers all down the sides.

COLOR BREAKDOWN FOR MUMS

- Coral/Salmon = 5%
- Gold = 5%
- Pink/Lavender = 8%
- Purple = 8%
- Bronze = 9%
- White = 11%
- Orange = 12%
- Red = 16%
- Yellow = 26%

PLANTS PER POT

- #6 Pot = 1 Plant per Pot
- #9 Pot = 1 Plant per Pot
- #10 Hanging Basket = 2 Plants per Pot
- #12 Terra Pot = 3 Plants per Pot
- #14 Terra Pot = 5 Plants per Pot



*Our mums are sold by “color category only” not variety specific. At the time of shipping, our team will select the best and most appropriate mums available for your order. We have carefully selected early, mid-season, late and season extenders to grow in each of color categories to give you the best selection all season long.



Mums, White Edith White
 #6 Pot / #9 Pot / #12 TP
 Full-Part Sun / Sphere / Anemone
 Very Early Season / D¹ / BF
 • White anemone w/ yellow eye & daisy like blooms



Mums, White Jacqueline Pearl
 #6 Pot / #9 Pot / #10 HB / #14 TP
 Full-Part Sun / Sphere / Decorative
 Early Season / D¹ / BF
 • White w/ light yellow center



Mums, White Bertha White
 #6 Pot / #9 Pot / #12 TP
 Full-Part Sun / Sphere / Decorative
 Early Season / D¹ / BF
 • White w/ light yellow center



Mums, White Gigi Snow
 #6 Pot / #9 Pot
 Full-Part Sun / Mound / Decorative
 Mid Season / D¹ / BF / C
 • Petite, crisp, clear white



Mums, White Vanna Snow
 #9 Pot
 Full-Part Sun / Mound / Daisy
 Early Season / D¹ / BF
 • Bright white daisy w/ yellow center



Mums, White Chelsey White
 #6 Pot / #9 Pot / #10 HB / #12 TP / #14 TP
 Full-Part Sun / Sphere / Decorative
 Mid-Season / D¹ / BF
 • White w/ ivory center



Mums, White Wilma White
 #6 Pot / #9 Pot / #10 HB / #12 TP / #14 TP
 Full-Part Sun / Mound / Decorative
 Late Season / D¹ / BF
 • White w/ ivory center



Mums, White Frosty Jeanette
 #9 Pot / #14 TP
 Full-Part Sun / Sphere / Daisy
 Late Season / D¹ / BF
 • White daisy w/ yellow eye



Mums, White Mildred White
 #6 Pot / #9 Pot / #10 HB / #12 TP / #14 TP
 Full-Part Sun / Mound / Decorative
 Early Season Extender / D¹ / BF
 • White w/ light yellow center



Mums, White Frosty Cheryl
 #6 Pot / #9 Pot / #10 HB / #12 TP / #14 TP
 Full-Part Sun / Mound / Decorative
 Early Season Extender / D¹ / BF
 • Clear white w/ soft ivory center



Mums, Yellow Heidi Yellow
 #9 Pot / #12 TP / #14 TP
 Full-Part Sun / Classic / Decorative
 Very Early Season / D¹ / BF
 • Clear Yellow



Mums, Yellow Sunbeam Golden
 #9 Pot / #12 TP
 Full-Part Sun / Sphere / Decorative
 Early Season / D¹ / BF
 • Golden Yellow



Mums, Yellow Jacqueline Yellow Imp.
 #6 Pot / #9 Pot / #10 HB / #12 TP / #14 TP
 Full-Part Sun / Sphere / Decorative
 Early Season / D¹ / BF
 • Pure yellow



Mums, Yellow Bernadette Yellow
 #9 Pot / #10 HB
 Full-Part Sun / Mound / Anemone
 Early Season / D¹ / BF
 • Bright yellow anemone daisy-like blooms



Mums, Yellow Elena Gold
 #6 Pot / #9 Pot / #10 HB / #12 TP / #14 TP
 Full-Part Sun / Sphere / Decorative
 Early Season / D¹ / BF
 • Rich yellow



Mums, Yellow Yolanda Yellow
 #9 Pot / #10 HB / #12 TP / #14 TP
 Full-Part Sun / Sphere / Decorative
 Mid Season / D¹ / BF
 • Rich yellow



**Mums, Yellow
Gigi Yellow**

#6 Pot / #9 Pot
Full-Part Sun / Mound / Decorative
Mid Season / Dⁱ / BF / C
• Petite, bright yellow



**Mums, Yellow
Olga Yellow**

#9 Pot / #10 HB / #12 TP / #14 TP
Full-Part Sun / Sphere / Decorative
Mid Season / Dⁱ / BF
• Vibrant yellow



**Mums, Yellow
Okra Yellow**

#9 Pot
Full-Part Sun / Sphere / Decorative
Mid Season / Dⁱ / BF
• Medium yellow



**Mums, Yellow
Chelsey Yellow**

#6 Pot / #9 Pot / #10 HB / #12 TP / #14 TP
Full-Part Sun / Sphere / Decorative
Mid Season / Dⁱ / BF
• Clear Yellow



**Mums, Yellow
Lisa Yellow**

#6 Pot / #9 Pot / #10 HB / #12 TP / #14 TP
Full-Part Sun / Sphere / Decorative
Mid Season / Dⁱ / BF
• Bright yellow



**Mums, Yellow
Sunny Monica**

#9 Pot / #12 TP / #14 TP
Full-Part Sun / Sphere / Anenome
Late Season / Dⁱ / BF
• Lighter yellow petals w/ darker center



**Mums, Yellow
Hankie Yellow**

#9 Pot / #14 TP
Full-Part Sun / Sphere / Daisy
Late Season / Dⁱ / BF
• Yellow daisy



**Mums, Yellow
Wilma Yellow**

#9 Pot / #10 HB / #12 TP / #14 TP
Full-Part Sun / Mound / Decorative
Late Season / Dⁱ / BF
• Rich yellow



**Mums, Yellow
Sparkling Cheryl Yellow**

#6 Pot / #9 Pot / #10 HB / #12 TP / #14 TP
Full-Part Sun / Mound / Decorative
Early Season Extender / Dⁱ / BF
• Clear yellow



**Mums, Yellow
Bethany Yellow**

#6 Pot / #9 Pot / #10 HB / #12 TP / #14 TP
Full-Part Sun / Sphere / Decorative
Early Season Extender / Dⁱ / BF
• Bright yellow



**Mums, Yellow
Mildred Yellow**

#6 Pot / #9 Pot / #10 HB / #12 TP
Full-Part Sun / Mound / Decorative
Late Season Extender / Dⁱ / BF
• Sunny yellow



**Mums, Yellow
Babette Yellow**

#9 Pot / #12 TP / #14 TP
Full-Part Sun / Mound / Decorative
Late Season Extender / Dⁱ / BF
• Rich yellow



**Mums, Gold
Electra Amber**

#6 Pot / #9 Pot / #10 HB / #12 TP
Full-Part Sun / Mound / Decorative
Very Early Season / Dⁱ / BF
• Yellow, bronze bi-color



**Mums, Gold
Crazy Victoria Amber**

#9 Pot / #10 HB / #12 TP / #14 TP
Full-Part Sun / Sphere / Decorative
Mid Season / Dⁱ / BF
• Two-toned deep yellow center w/ orange-bronze tips



**Mums, Gold
Gigi Gold**

#6 Pot / #9 Pot
Full-Part Sun / Sphere / Decorative
Mid Season / Dⁱ / BF / C
• Petite, two-toned w/ lighter gold outside & golden center



**Mums, Gold
Golden Cheryl**

#6 Pot / #9 Pot / #10 HB / #12 TP / #14 TP
Full-Part Sun / Mound / Decorative
Early Season Extender / Dⁱ / BF
• Two-toned w/ reddish center, golden yellow outside



**Mums, Gold
Afterglow Golden**

#9 Pot / #10 HB / #12 TP / #14 TP
Full-Part Sun / Sphere / Decorative
Late Season Extender / D¹ / BF
• Golden yellow w/ slight bronze bud color



**Mums, Pink/Lavender
Symphony Pink**

#9 Pot / #12 TP / #14 TP
Full-Part Sun / Classic / Decorative
Very Early Season / D¹ / BF
• Pink



**Mums, Pink/Lavender
Marsha Pink**

#9 Pot
Full-Part Sun / Sphere / Daisy
Early Season / D¹ / BF
• Pink daisy w/ yellow eye



**Mums, Pink/Lavender
Ursula Lavender**

#6 Pot / #9 Pot / #10 HB
Full-Part Sun / Sphere / Decorative
Early Season / D¹ / BF
• Lavender-pink



**Mums, Pink/Lavender
Stacy Pink**

#9 Pot / #12 TP / #14 TP
Full-Part Sun / Mound / Daisy
Mid Season / D¹ / BF
• Dark pink daisy w/ white center halo and yellow eye



**Mums, Pink/Lavender
Jacqueline Pink**

#6 Pot / #9 Pot / #10 HB / #12 TP
Full-Part Sun / Sphere / Decorative
Mid Season / D¹ / BF
• Two-toned lavender



**Mums, Pink/Lavender
Gigi Dark Pink**

#6 Pot / #9 Pot
Full-Part Sun / Mound / Decorative
Mid Season / D¹ / BF / C
• Petite, dark pink-purple



**Mums, Pink/Lavender
Victoria Pink**

#12 TP / #14 TP
Full-Part Sun / Sphere / Decorative
Mid Season / D¹ / BF
• Dark pink-lavender



**Mums, Pink/Lavender
Wanda Lavender**

#9 Pot / #10 HB / #12 TP
Full-Part Sun / Sphere / Decorative
Late Season / D¹ / BF
• Lavender



**Mums, Pink/Lavender
Cheryl Pink**

#6 Pot / #9 Pot / #10 HB / #12 TP / #14 TP
Full-Part Sun / Mound / Decorative
Early Season Extender / D¹ / BF
• Two-toned bloom w/ darker pink center and lighter pink outside



**Mums, Pink/Lavender
Barbie Lavender**

#6 Pot / #9 Pot / #12 TP / #14 TP
Full-Part Sun / Sphere / Decorative
Late Season Extender / D¹ / BF
• Lavender



**Mums, Purple
Beth Violet**

#6 Pot / #9 Pot / #10 HB / #12 TP / #14 TP
Full-Part Sun / Mound / Decorative
Early Season / D¹ / BF
• Rich purple w/ darker purple center



**Mums, Purple
Meridian Purple**

#9 Pot / #10 HB / #12 TP
Full-Part Sun / Mound / Decorative
Mid Season / D¹ / BF / C
• Rich purple



**Mums, Purple
Rhapsody Purple**

#6 Pot / #9 Pot / #10 HB / #12 TP / #14 TP
Full-Part Sun / Classic / Decorative
Mid Season / D¹ / BF
• Dark purple



**Mums, Purple
Wanda Purple**

#6 Pot / #9 Pot / #10 HB / #12 TP
Full-Part Sun / Sphere / Decorative
Early Season Extender / D¹ / BF
• Bold purple



**Mums, Purple
Alisha Dark Pink**

#9 Pot
Full-Part Sun / Mound / Daisy
Late Season / D¹ / BF
• Rich purple daisy w/ yellow eye



**Mums, Purple
Regal Cheryl Purple**

#6 Pot / #9 Pot / #10 HB / #12 TP / #14 TP
Full-Part Sun / Mound / Decorative
Early Season Extender / D¹ / BF
• Dark lavender-purple



**Mums, Purple
Afterglow Purple**

#9 Pot / #10 HB / #12 TP / #14 TP
Full-Part Sun / Mound / Decorative
Late Season Extender / D¹ / BF
• Purple



**Mums, Orange
Hannah Orange**

#6 Pot / #9 Pot / #10 HB / #12 TP / #14 TP
Full-Part Sun / Mound / Decorative
Early Season / D¹ / BF
• Orange



**Mums, Orange
Fancy Ursula Orange**

#6 Pot / #9 Pot
Full-Part Sun / Sphere / Decorative
Early Season / D¹ / BF
• Bold orange



**Mums, Orange
Gigi Orange**

#6 Pot / #9 Pot
Full-Part Sun / Mound / Decorative
Mid Season / D¹ / BF / C
• Petite, vibrant orange may become two-tone under hot temps



**Mums, Orange
Aubrey Orange**

#9 Pot / #10 HB / #12 TP / #14 TP
Full-Part Sun / Mound / Decorative
Mid Season / D¹ / BF
• Orange



**Mums, Orange
Miranda Orange**

#6 Pot / #9 Pot / #10 HB / #12 TP / #14 TP
Full-Part Sun / Mound / Decorative
Mid Season / D¹ / BF
• Two-toned orange flower w/ darker orange-red center



**Mums, Orange
Dazzling Stacy Orange**

#9 Pot / #12 TP / #14 TP
Full-Part Sun / Mound / Daisy
Mid Season / D¹ / BF
• Yellow daisy w/ orange-red tips



**Mums, Orange
Olivia Orange**

#9 Pot / #10 HB / #12 TP / #14 TP
Full-Part Sun / Sphere / Decorative
Late Season / D¹ / BF
• Bright orange



**Mums, Orange
Hailey Orange**

#6 Pot / #9 Pot / #10 HB / #12 TP
Full-Part Sun / Sphere / Decorative
Late Season / D¹ / BF
• Bright orange



**Mums, Orange
Spicy Cheryl Orange**

#6 Pot / #9 Pot / #10 HB / #12 TP / #14 TP
Full-Part Sun / Mound / Decorative
Early Season Extender / D¹ / BF
• Two-toned blooms w/ orange-red center and orange-bronze outside



**Mums, Orange
Emma Orange Bi-Color**

#6 Pot / #9 Pot / #12 TP / #14 TP
Full-Part Sun / Mound / Decorative
Late Season Extender / D¹ / BF
• Bi-color bloom w/ dark orange center and light orange outer petals



**Mums, Bronze
Nutty Fiona Bronze**

#6 Pot / #9 Pot / #10 HB / #12 TP / #14 TP
Full-Part Sun / Mound / Decorative
Early Season / D¹ / BF
• Rich bronze



**Mums, Bronze
Cassia Bronze**

#6 Pot / #9 Pot / #12 TP
Full-Part Sun / Mound / Decorative
Early Season / D¹ / BF
• Cinnamon



**Mums, Bronze
Ashley Dark Orange**

#6 Pot / #9 Pot / #10 HB / #12 TP / #14 TP
Full-Part Sun / Mound / Decorative
Early Season Extender / D¹ / BF
• Rich, dark orange



**Mums, Bronze
Brunette Barbie**

#6 Pot / #9 Pot / #10 HB / #12 TP / #14 TP
Full-Part Sun / Sphere / Decorative
Late Season Extender / D¹ / BF
• Bronze



**Mums, Red
Aideen Red Fire**
#6 Pot / #9 Pot / #10 HB / #12 TP / #14 TP
Full-Part Sun / Sphere / Decorative
Very Early Season / D¹ / BF
• Flame-like red blooms



**Mums, Red
Hestia Hot Red**
#9 Pot / #10 HB / #12 TP
Full-Part Sun / Mound / Decorative
Early Season / D¹ / BF
• Bright-red



**Mums, Red
Tabitha Scarlet**
#6 Pot / #9 Pot / #10 HB / #12 TP / #14 TP
Full-Part Sun / Sphere / Decorative
Mid Season / D¹ / BF
• Bright, rich red



**Mums, Red
Wanda Red**
#6 Pot / #9 Pot / #10 HB / #12 TP / #14 TP
Full-Part Sun / Sphere / Decorative
Late Season / D¹ / BF
• Bold red



**Mums, Red
Edana Red**
#9 Pot
Full-Part Sun / Sphere / Daisy
Early Season Extender / D¹ / BF
• Fiery deep red daisy w/ yellow eye



**Mums, Red
Jolly Cheryl Red**
#6 Pot / #9 Pot / #10 HB / #12 TP / #14 TP
Full-Part Sun / Mound / Decorative
Early Season Extender / D¹ / BF
• Warm red



**Mums, Red
Kathleen Dark Red**
#6 Pot / #9 Pot / #10 HB / #12 TP / #14 TP
Full-Part Sun / Sphere / Decorative
Late Season Extender / D¹ / BF / C
• Rich, Dark Red



**Mums, Coral/Salmon
Camille Apricot**
#9 Pot
Full-Part Sun / Sphere / Daisy
Mid Season / D¹ / BF
• Salmon-apricot



**Mums, Coral/Salmon
Fiona Coral Orange**
#6 Pot / #9 Pot / #10 HB / #12 TP / #14 TP
Full-Part Sun / Mound / Decorative
Early Season / D¹ / BF
• Coral-orange



**Mums, Coral/Salmon
Gigi Coral**
#6 Pot / #9 Pot
Full-Part Sun / Mound / Decorative
Mid Season / D¹ / BF / C
• Pelite, coral-pink w/ hint of golden yellow in center



**Mums, Coral/Salmon
Lindsay Coral**
#9 Pot / #10 HB / #12 TP / #14 TP
Full-Part Sun / Sphere / Decorative
Late Season / D¹ / BF
• Coral-pink



**Mums, Coral/Salmon
Marjean Coral**
#9 Pot
Full-Part Sun / Sphere / Decorative
Early Season Extender / D¹ / BF
• Bright coral

MUMS THE WORD...

Mums grow best in full sun locations. Mature plants should be planted far enough apart so the foliage does not touch. AND DID YOU KNOW...Mums bloom in response to the shorter days and longer nights of fall.



**Mums, Coral/Salmon
Emma Coral Bi-Color**
#6 Pot / #9 Pot / #10 HB / #12 TP / #14 TP
Full-Part Sun / Mound / Decorative
Late Season Extender / D¹ / BF
• Bi-color bloom w/ dark coral center, light coral outer petals



**Mums, Coral/Salmon
Emma Salmon Bi-Color**
#6 Pot / #9 Pot / #10 HB / #12 TP
Full-Part Sun / Mound / Decorative
Early Season Extender / D¹ / BF
• Bi-color bloom w/ bronze-orange center, salmon outer petals

CABBAGE & KALE

Known for its cold tolerance & colorful shades that intensify as the temperature drops, ornamental cabbage & kale continues to become a popular cool season addition in many landscapes. We grow almost 100,000 of them in our #9 pot to keep your garden center filled well into the fall. After many requests, we are also going to offer cabbage & kale in our #6 pot in 2013. This will be a perfect size to add into combination pots and window gardens.



**Cabbage
Dynasty Red**

#6 Pot / #9 Pot
Garden Height 6-12 in.
Garden Spread 12-18 in.



**Cabbage
Dynasty Pink**

#6 Pot / #9 Pot
Garden Height 6-12 in.
Garden Spread 12-18 in.



**Cabbage
Dynasty White**

#6 Pot / #9 Pot
Garden Height 6-12 in.
Garden Spread 12-18 in.



**Kale
Chidori Red**

#9 Pot
Garden Height 8-12 in.
Garden Spread 12-14 in.



**Kale
Emperor Red**

#6 Pot / #9 Pot
Garden Height 10-12 in.
Garden Spread 15-18 in.



**Kale
Emperor Rose**

#6 Pot / #9 Pot
Garden Height 10-12 in.
Garden Spread 15-18 in.



**Kale
Emperor White**

#6 Pot / #9 Pot
Garden Height 10-12 in.
Garden Spread 15-18 in.




**Kale
Peacock Red**

#9 Pot
Garden Height 10-12 in.
Garden Spread 15-18 in.



**Kale
Peacock White**

#9 Pot
Garden Height 10-12 in.
Garden Spread 15-18 in.



WHAT IS PEACOCK KALE?

Peacock Kale is famous for its fringed, feather like leaves and comes in both red & white.

POINSETTIA

Poinsettias are everywhere during the Christmas Season! They are the top selling potted flowering plant in the U.S. and make up more than 80% of all potted plant sales during the winter holiday season. This makes it extremely important for retailers to have a visibly distinct poinsettia that sets them apart in an ever-growing and changing poinsettia market.

At Lucas, we keep our eye on this ever-changing market by growing almost 150 different varieties in our rooted liner program combined with regular trials of all new introductions from the three leading poinsettia breeders, Ecke, Syngenta Flowers (Fischer) & Selecta. This helps us to choose the varieties that will give our customers the most spectacular

colors and best growth habits.

Selected for their uniqueness, vibrancy and consistency, our poinsettias will give you the edge on the competition. Careful attention is paid to light levels, calcium levels, spacing and growth regulation to ensure proper flowering time, strong branches, full, well-balanced plants and strong root systems.

We offer our poinsettias in 8 different sizes; our #4.5 pot, #6 pot, #6.5 pot,



#7.5 pot, #8.5 pot, #10 pot, #10 hanging basket and #14 terra pot. Our poinsettias are sold by color only, not variety specific, with the exception of our Novelties, which can be purchased by variety.

Novelties are a great way to differentiate you from the competition and add profit to your winter sales. Ruby Frost, from Syngenta Flowers, is a unique, eye-catching novelty that is great for the early season market. The Winter Rose collection from Ecke, with their unique, incurved leaves & bracts, give off a sophisticated look that make them popular as centerpieces and for celebrations. You should also order early the Chianti Red, which is known for its dark, wine-red color and oak leaf shaped bracts. It is always one of our first poinsettias to sell out for the season.

Two new offerings for 2013 are Visions of Grandeur & Ice Punch. The Visions of Grandeur displays soft shades of peachy-pink & cream and the Ice Punch is exceptional with its cranberry-red bracts and contrasting frosty white center.



**Poinsettia
Carousel Dark Red**

Pots #4.5 / #6.5 / #7.5
Dark Green Leaf / Mid Season
• Uniquely curled/ruffled dark red bracts give the appearance of motion



**Poinsettia
Chianti Red**

Pots #4.5 / #6.5
Dark Green Leaf / Late Season
• Oak leaf shaped dark red-wine bracts



**Poinsettia
Christmas Feelings Marble**

Pots #4.5 / #6 / #6.5 / #7.5 / #8.5 / #10 / #10 HB
Dark Green Leaf / Mid Season
• Soft pink bracts, irregular cream margins



**Poinsettia
Cinnamon Star**

Pots #4.5 / #6 / #6.5 / #7.5 / #8.5 / #10
Dark Green Leaf / Early-Mid Season
• Unique apricot to cinnamon-pink bracts



Poinsettia Cortez Burgundy
 Pots #4.5 / #6.5 / #7.5 / #8.5 / #10
 Dark Green Leaf / Mid Season
 • Slightly lobed dark burgundy bracts similar to Texas A&M maroon



Poinsettia Ice Punch
 Pots #6.5 / #7.5 / #8.5 / #10
 Dark Green Leaf / Early Season
 • Cranberry-red bracts featuring a contrasting frosty white center w/ cranberry-red margins



Poinsettia Marbella
 Pots #4.5 / #6.5 / #7.5 / #8.5
 Dark Green Leaf / Early Season
 • Salmon-pink bracts with irregular cream margins



Poinsettia Marblestar
 Pots #4.5 / #6.5 / #7.5 / #8.5 / #10
 Medium Green Leaf / Mid Season
 • Intense salmon-pink bracts with irregular cream margins



Poinsettia Mars Marble
 Pots #4.5 / #6
 Medium Green Leaf / Mid Season
 • Soft pink bracts, irregular cream bi-color bracts



Poinsettia Monet Early
 Pots #4.5 / #6.5 / #7.5 / #8.5 / #10
 Dark Green Leaf / Early Season
 • Cream bracts with red flecks that give the plant a peppermint look



Poinsettia Monet Twilight
 Pots #4.5 / #6.5 / #7.5 / #8.5 / #10
 Medium Green Leaf / Late Season
 • Cream bracts with red flecks that deepen as plant matures. One of the last Poinsettias to flower



Poinsettia Red Glitter
 Pots #4.5 / #6.5 / #7.5 / #8.5 / #10
 Dark Green Leaf / Mid Season
 • Horizontal bright red bracts with white flecks and markings



YOU KNOW THE NUMBERS. You know how many plants you have to sell to make up for the loss of just one plant on your benches. We help you reduce “shrink” by choosing plants that transport & hold up well through the rigors of shipping & retail. We also select varieties that are known for being more resistant to problems such as botrytis & pythium. This selection process leads to increased revenues for you by causing less shrink.



**POINSETTIA POT SIZE,
PLANTS PER POT,
BLOOMS &
APPROXIMATE FINISH SIZE**

#4.5 Pot - 1 Plant Per Pot - 3 + Blooms - 10" x 10"	#7.5 Pot - 2 Plants Per Pot - 10 + Blooms - 20" x 20"	#10 Hanging Basket - 3 Plants Per Pot - 10 + Blooms - 18" x 20"
#6 Pot - 1 Plant Per Pot - 4 + Blooms - 14" x 12"	#8.5 Pot - 3 Plants Per Pot - 14 + Blooms - 25" x 26"	#14 Terra Pot - 5 Plants Per Pot - 23 + Blooms - 36" x 36"
#6.5 Pot - 1 Plant Per Pot - 6 + Blooms - 15" x 15"	#10 Pot - 4 Plants Per Pot - 18 + Blooms - 30" x 30"	



**Poinsettia
Ruby Frost**

Pots #4.5 / #6 / #6.5 / #7.5 / #8.5 / #10
Dark Green Leaf / Early-Mid Season
• Frosted white bracts with ruby red veins and rose margins



**Poinsettia
Sonora Early White Glitter**

Pots #4.5 / #6 / #6.5 / #7.5 / #8.5 / #10
Dark Green Leaf / Mid-Late Season
• Red bracts speckled with white



**Poinsettia
Strawberries & Cream**

Pots #4.5 / #6.5
Dark Green Leaf / Early Season
• Oak leaf shaped dark pink w/ cream bracts



**Poinsettia
Visions of Grandeur**

Pots #6.5 / #7.5 / #8.5 / #10
Medium Green Leaf / Mid Season
• Soft shades of peachy-pink & cream



**Poinsettia
Winter Rose Early Marble**

Pots #4.5 / #6.5 / #7.5
Dark Green Leaf / Early Season
• Resembles a traditional Christmas Rose with unique incurved (almost double flowered) pink and cream bi-color bracts



**Poinsettia
Winter Rose Early Pink**

Pots #4.5 / #6.5 / #7.5
Dark Green Leaf / Early Season
• Resembles a traditional Christmas Rose with unique incurved (almost double flowered) pink bracts



**Poinsettia
Winter Rose Early Red**

Pots #4.5 / #6.5 / #7.5
Dark Green Leaf / Early Season
• Resembles a traditional Christmas Rose with unique incurved (almost double flowered) dark red bracts



**Poinsettia
Winter Rose White**

Pots #4.5 / #6.5
Dark Green Leaf / Late Season
• Resembles a traditional Christmas Rose with unique incurved (almost double flowered) white bracts

BENEFITS:

Evaluate new varieties & introductions

Observe growth habits & performance

Receive cultural information & grower advice on open house dates

Get new ideas for plantings

FIELD OF DREAMS

LUCAS GREENHOUSES TRIAL GARDEN OFFERS YOU A FIRST LOOK

Over the years, Lucas Greenhouses has become the industry's east coast trial destination. This gives us the distinct advantage of being able to check out all the new varieties before they hit the market.

Starting in the month of July and running thru September you can find close to 2000 large pots of vegetative annuals on display in our nearly 4 acre trial area. We also host Syngenta Flowers mum & aster trial in late September that features over 6000 pots for you to evaluate.

Just this past year, we began adding actual in-ground trials geared toward our landscape customers. We will continue to expand these beds and give you more and more ideas for future plantings.

If you would like to view the trials, please call ahead to make an appointment. This way we can have someone available to show you thru the trials.





BURPEE

HOME GARDENS®

Burpee Home Gardens® is the branded program that comes with everything you need - including built-in demand!

Free Advertising!

Burpee Home Gardens is already reaching your customer...811 million impressions in 2011.

Free Advice!

Join the conversation.



WE'RE GROWING UP!

We're looking at over 1 billion impressions in 2013!



ONLINE, SOCIAL & MOBILE MEDIA

35 million online advertising impressions
47,000+ Facebook "likes"



PRIMETIME TV

63 million impressions in 2012



POPULAR NATIONAL MAGAZINES

45.5 million consumer print impressions
Outstanding PR



GARDEN FRESH GUIDE

133,000+ issues in the first two years



Watch the Burpee Garden Coach video at burpeehomegardens.com/CoachMe or snap this tag.

Free POP!

From banners to bench cards, Burpee Home Gardens has you covered when it comes to inspiring and informing your customers. Available for Bumper Crop™ tomatoes, BOOST antioxidant collection and vegetable varieties.



Fence banner



Bench cards



Cart banners



Info-filled tag in every pot

18 Peppers



Big Daddy Hybrid

Variety	Days to Harvest	Color*	Pepper Size (L x W)	Photo
Sweet Bell Pepper				
Baron	70-72	Green/red	4 x 3.5 in. (10 x 9 cm)	
New Better Belle II	65-70	Green/red	4.5 x 3.5 in. (11 x 9 cm)	
Big Bertha	72	Green/red	7 x 4 in. (18 x 10 cm)	
Cajun Belle	61	Green/red	2-3 x 3.5 in. (5-7 x 9 cm)	●
Great Stuff Hybrid Exclusive	75	Green/dark red	7 x 5 in. (18 x 13 cm)	●
Pinot Noir	70	Varied	4 x 5 in. (10 x 13 cm)	●
Sweet Pepper				
Bananarama Exclusive	70	Yellow/orange-red	8 x 1.25 in. (20 x 3 cm)	●
Big Daddy Hybrid Exclusive	73	Green/yellow	8-10 in. (20-25 cm) long	●
Costa Rican Sweet Hybrid Exclusive	70	Green/red	6 x 2-3 in. (15 x 5-7 cm)	●
Flavorburst Hybrid	72	Green/yellow	5 x 4 in. (13 x 10 cm)	
BOOST 'Sweet Heat'	56	Green/red	3-4 x 1-1.5 in. (7-10 x 2.5-4 cm)	●
Hot Pepper ●●●● is hottest ● is mildest				
Burning Bush ●●●●	85	Green/peach	3 x 1.5 in. (7 x 3.5 cm)	
Hot Lemon Exclusive ●●●	70-80	Green/yellow	3-4 x .75 in. (7-10 x 2 cm)	●
Hungarian Yellow Wax ●●	70	Yellow/red	6-8 x 2 in. (15-20 x 5 cm)	
Jalapeño Gigante Exclusive ●	80	Green/red	5 x 3 in. (13 x 7 cm)	
Ristra Cayenne Hybrid Exclusive ●●	75	Lime green/red	12 x 1 in. (30 x 2 cm)	
Tabasco ●●●	80	Light yellow/green	2 x .5 in. (5 x 1 cm)	
Zavory Exclusive ●	90	Green/red	3-4 x 2 in. (7-10 x 5 cm)	●



Vegetables & herbs are grown in 4.5-inch Burpee branded pots.

82% of gardeners grow their own veggies for better quality, taste and nutrition.

77% of gardeners know and trust Burpee for garden success.



Cajun Belle



Great Stuff Hybrid



Pinot Noir



Bananarama



Costa Rican Sweet Hybrid



BOOST 'Sweet Heat'



Hot Lemon



Zavory

41 Tomatoes

Variety	Days to Harvest	Tomato Size	Growth	Disease Tolerance	Photo
Beefsteak					
Big Beef <i>All-America Selections Winner</i>	73	10-12 oz. (284-340 g)	IND	VF1&2NT	
Brandy Boy Hybrid <i>Exclusive</i>	78	7-10 oz. (198-284 g)	IND	ASC	●
Supersteak Hybrid	80	14 oz.-2 lbs. (396-908 g)	IND	VFN	
Slicer					
Better Boy	70-75	16 oz. (454 g)	IND	VFN	
Big Pink <i>Exclusive</i>	75	8-10 oz. (227-284 g)	IND	VF	●
Burpee's Big Boy®	78	8-9 oz. (227-255 g)	IND	-	
Bush Champion II	65	9-12 oz. (255-340 g)	IND	VFN	
Celebrity <i>All-America Selections Winner</i>	72	8 oz. (227 g)	DET	VF1&2NT	
Champion II	65	10 oz. (284 g)	IND	VF1&2NT	
Early Girl	59	4-5 oz. (113-142 g)	IND	VF1&2	
Fourth Of July <i>Exclusive</i>	49	4 oz. (113 g)	IND	-	
Lemon Boy	72	7 oz. (198 g)	IND	VFN	●
Orange Wellington <i>Exclusive</i>	75	12 oz. (340 g)	IND	VF2	●
Phoenix	70-75	10-12 oz. (284-340 g)	DET	ASC, GLS	
Steak Sandwich Hybrid <i>Exclusive</i>	70	10 oz. (284 g)	IND	-	●
SuperTasty Hybrid <i>Exclusive</i>	70	8-10 oz. (227-284 g)	DET	-	
Sweet Seedless Hybrid	70	4-8 oz. (113-227 g)	IND	VFNT, GLS, FCRR, C ₅	
New BOOST Tasti-Lee® <i>Exclusive</i>	75	6-8 oz. (170-227 g)	DET	VF1&2, GLS	●
Tye Dye	78	7 oz. (198 g)	IND	VF, ASC, GLS	●
Paste & Saladette					
Big Mama Hybrid <i>Exclusive</i>	80	4-6 oz. (113-170 g)	IND	-	●
Fresh Salsa Hybrid <i>Exclusive</i>	65-75	4 oz. (113 g)	DET	VF1&2N	
BOOST 'Solar Power' <i>Exclusive</i>	63	2.5 oz. (72 g)	IND	-	●
Small-Fruited					
Black Pearl Hybrid <i>Exclusive</i>	67	0.5-1 oz. (14-28 g)	IND	VF1&2	●
BOOST 'Cherry Punch' <i>Exclusive</i>	48	0.4 oz. (12 g)	IND	-	●
BOOST 'Power Pops' <i>Exclusive</i>	45	0.35 oz. (10 g)	IND	-	●
Napa Grape Hybrid <i>Exclusive</i>	65	1 in. (2.5 cm)	IND	-	●
Red Grape	75	1.25 in. (3 cm)	IND	-	
Sungold	65	1 in. (2.5 cm)	IND	FT	●
Sweet 100	70	1 in. (2.5 cm)	IND	-	
Tomatoberry Garden	80	1 oz. (28 g)	IND	FNT	
Heirloom					
New Brandywine Red	75-80	10-16 oz. (284-454 g)	DET	-	
Cherokee Purple	85	10-12 oz. (284-340 g)	IND	-	●
Delicious	77	Up to 16 oz. (454 g)	IND	-	
Pineapple	85-95	Up to 2 lbs. (908 g)	IND	-	
New Rutgers	74	4-6 oz. (113-170 g)	IND	F	
Yellow Pear	75	1 oz. (28 g)	IND	-	●
Bumper Crop™ Grafted Collection <i>Exclusive</i>					
New Big Rainbow	85	16 oz. (454 g)	IND	V	●
New Black Krim	80	16-24 oz. (454-681 g)	IND	-	●
New Brandywine Pink	78	14-16 oz. (396-454 g)	IND	N	●
New Brandywine Red	78	14-16 oz. (396-454 g)	IND	TMV	
New Mortgage Lifter	80	16-24 oz. (454-681 g)	IND	PL	●

NEW Bumper Crop™ Grafted Tomatoes

Give your gardeners 50% more tomatoes packed with terrific flavor... from a stronger, healthier plant. This tried-and-true grafting process joins a tasty heirloom with disease-resistant root stock. It's the big-appeal way for you to capitalize on the homegrown veggie trend!

Bumper Crop grafted tomatoes are grown in 2.5-quart premium pots.



BUMPER CROP
Bigger harvests of heirloom favorites!




New Bumper Crop Big Rainbow



New Bumper Crop Black Krim



New Bumper Crop Brandywine Pink




New Bumper Crop Mortgage Lifter



BOOST Antioxidant Collection



BOOST 'Cherry Punch'



BOOST 'Power Pops'



BOOST 'Solar Power'



New BOOST Tasti-Lee



Brandy Boy Hybrid



Big Pink



Lemon Boy



Orange Wellington



Steak Sandwich Hybrid



Tye Dye



Big Mama Hybrid



Black Pearl Hybrid



Napa Grape Hybrid



Sungold



Cherokee Purple



Yellow Pear

26 Herbs



Boxwood Basil
Dual-purpose herb is truly tasty and very ornamental. Height: 12 to 16 in.



Cardinal Basil
A colorful standout in the herb garden. Height: 24 to 30 in.



Red Rubin Basil
Spicy flavor is stronger than sweet basil. Height: 18 to 24 in.



Siam Queen Basil
Vigorous, highly aromatic Thai basil. Height: 24 to 36 in.



Sweet Italian Large Leaf Basil
Authentic Neapolitan type is perfect for pesto. Height: 24 to 30 in.



Santo Cilantro
Fast to grow, slow to bolt. A "must" for Mexican dishes. Height: 12 to 24 in.



Fernleaf Dill
The perfect patio container dill - won't topple over! Height: 12 to 15 in.



Sweet Marjoram
Great used fresh or dried. Height: 12 to 24 in.



Italian Dark Single Parsley
Very flavorful and attractive in gardens and planters. Height: 15 to 18 in.



Onion Chives
Harvest this versatile kitchen herb all season. Height: 12 to 18 in. Zones: 3 to 10



Rosemary
Great for fresh cooking and highly ornamental. Height: 24 in. Zones: 7 to 10



Sage
Sturdy perennial is great fresh or dried. Height: 24 in. Zones: 4 to 8

ANNUAL HERBS
also available:

Nufar Basil
Lots of flavor-packed Genovese-type leaves. Height: 24 to 30 in.

Sweet Dani Lemon Basil
Large, lemony-flavored leaves on a great-looking plant. Height: 22 to 24 in.

Sweet Mammoth Basil
Huge ruffled leaves deliver pungent flavor. Height: 18 to 24 in.

Dill
Fast-growing and easy care. Height: 36 in.

Triple Curled Parsley
Holds well for easy harvest. Height: 12 in.

Summer Savory
Prolific, peppery-tasting leaves. Height: 12 to 20 in.

Sweet Leaf Stevia
Great alternative to sugar - up to 30x sweeter! Height: 18 to 30 in.

PERENNIAL HERBS
also available:

Catnip
Harvest all season for happy cats. Height: 36 in. Zones: 3 to 9

Garlic Chives
Thinner and flatter than traditional chives. Height: 24 to 30 in. Zones: 3 to 10

Greek Oregano
Spicier than traditional oregano. Height: 14 to 24 in. Zones: 5 to 9

Oregano
A standard in Italian recipes, fresh or dried. Height: 36 in. Zones: 5 to 10

Peppermint
Wonderfully aromatic and fast growing. Height: 4 to 6 in. Zones: 3 to 10

Spearmint
Perfect for cooking and garnishes. Height: 4 to 6 in. Zones: 3 to 10

Summer Thyme
Easy care, high yielding and low growing. Height: 12 to 18 in. Zones: 6 to 10

37 More Tasty Favorites



BURPEE



Packman Broccoli
Huge yields of big heads. Won't bolt in heat. Days to harvest: 28



Raab Zamboni Broccoli
Italian type delivers great taste and nutrition. Days to harvest: 70



Royal Marvel Brussels Sprouts
Extra-early, easy to harvest and vitamin rich. Days to harvest: 85



Fast Vantage Cabbage
Early, 2.5-lb. heads. Loves it cold but can take some heat. Days to harvest: 59



Cheddar Cauliflower
Unique orange heads have 25% more beta-carotene. Days to harvest: 68



Snow Crown Cauliflower
Always sweet...always mild! Holds well in the garden. Days to harvest: 50



Georgia Collards
Tender and tasty southern favorite is high in calcium. Days to harvest: 80



Homemade Pickles Pickling Cucumber
Perfect for small gardens, planters. Days to harvest: 55



Pickalot Hybrid Pickling Cucumber
Exclusive. Bears early and all Summer. Spreads just 4 ft. Days to harvest: 54



Burpee Hybrid II Slicing Cucumber
Cool, crisp flesh with great flavor. Early and prolific. Days to harvest: 55



Bush Champion Slicing Cucumber
Exclusive. Huge cukes on space-saving plants. Days to harvest: 55



BOOST 'Gold Standard' Slicing Cucumber
Exclusive. Up to 5x the beta-carotene! Days to harvest: 49



Burpee Hybrid Eggplant
Exclusive. Lots of non-bitter fruit on semi-spreading plants. Days to harvest: 70



Pot Black Eggplant
Mini fruit on compact plants; great in planters. Days to harvest: 58-62



Purple Blaze Eggplant
Exclusive. Loads of tasty striped eggplants! Days to harvest: 55-60



White Star Hybrid Eggplant
Exclusive. Harvest these unique eggplants small or big! Days to harvest: 65

More Great Picks



Buttercrunch Lettuce
Top-quality Bibb is tender and tasty.
Days to harvest: 65-70



BOOST Healing Hands Salad Mix
Exclusive. Colors, flavors, textures... plus higher nutrition than other blends! Days to harvest: 42



Little Caesar Lettuce
Exclusive. Sweet, crisp Romaine is great for small gardens. Days to harvest: 70



Alfresco Mix Lettuce
Colorful mix of fresh Mediterranean flavors. Days to harvest: 14-21



City Garden Mix Lettuce
Traditional leaf types make tasty salads, garnishes. Days to harvest: 14-21



Ambrosia Melon
Exotic hybrid is sweet and juicy. Needs trellis or support. Days to harvest: 86



Twice As Nice Melon
Exclusive. Early Canary-type has strong, pleasing aroma. Days to harvest: 78



Clemson Spineless Okra
Painless picking and full flavor! Days to harvest: 56



Vegetables & herbs are grown in 4.5-inch Burpee branded pots.



Casper Pumpkin
Exclusive. Pretty white "blues" less than others; tasty orange flesh. Days to harvest: 80-115



Harvest Moon Pumpkin
Gardener-favorite makes 10-lb. fruit great for carving. Days to harvest: 100



Howden Pumpkin
Traditional old-time shape. Up to 30 lbs. each! Days to harvest: 115



Jack-Be-Little Pumpkin
Kids love to decorate the little, deep orange pumpkins! Days to harvest: 95

More Great Eating



Pic-N-Pic Hybrid Crookneck
Exclusive. Loads of early fruit from a space-saving plant. Days to harvest: 50



Burpee Golden Zucchini
Exclusive. Early, mid-size fruit is good fresh, cooked and frozen. Days to harvest: 54



Burpee Hybrid Zucchini
Exclusive. Top-seller for 40+ years! Vigorous, early and high-yielding. Days to harvest: 50



Limelight Zucchini
Exclusive. Cool color...light, refreshing flavor. Days to harvest: 50



Burpee's Bush Table Queen Acorn Squash
Exclusive. Bush plants are perfect for small spaces. Days to harvest: 80



Crimson Sweet Watermelon
 Traditional big, round melons on 10-ft. vines. Days to harvest: 85



Sugar Baby Watermelon
 Incredibly sweet, 6 to 10-lb. fruit. Fits small garden and refrigerators! Days to harvest: 80



Bright Lights Swiss Chard
 Colorful award winner tastes and looks great! Days to harvest: 60



Burpee's Butterbush Butternut Squash
Exclusive. Space-saver in the garden. Days to harvest: 75

It's easy for you to sell the Burpee Home Gardens program and grow your sales! Call Lucas Greenhouses today at 856 881-0234.

burpeehomegardens.com

© 2012 Ball Horticultural Company 13070
 ™ denotes a trademark of and ® denotes a registered trademark of Ball Horticultural Company in the U.S. It may also be registered in other countries. BURPEE HOME GARDENS is a trademark of W. Atlee Burpee Co.

SPRING PRE-FINISH PROGRAM

Lucas Greenhouses is a quality grower of both pre-finished and rooted liner plants. If you are tight on space or just looking to save on fuel cost by opening up your greenhouses later in the year, Lucas Greenhouses supplies a spring pre-finished and poinsettia pre-finished program that you can purchase from your favorite broker.

Let us handle the early challenges of a crop while you save money, time, space, and turn your greenhouses faster! Grown right in proven media, with proper nutrition and treatments, our spring pre-finished program will put you on the fast track toward a successful spring. Our goal is to make this program as easy as possible for our customers, therefore all sizes and varieties are approximately 4 to 6 weeks from finish, depending on pot size, growing conditions and desired finished size.

We offer four different shipping weeks, typically starting in mid-March and running every two weeks, closing out near the end of April. You will receive a complete set of crop notes with every

shipment, detailing how your crop has been handled and what chemical treatments have already been applied to your plants.

All of our pre-finished spring sales must go through the broker network, so contact your favorite broker today for additional ordering information and variety lists.



BENEFITS:

No early crop worries

Turn your greenhouses faster & more often

Low order minimums allow you to have larger plant selection



LUCAS GREENHOUSES WORKS WITH THE FOLLOWING BROKERS ON PRE-FINISHED & ROOTED CUTTING SALES

Aris Horticultural Services – 1-800-232-9557 – www.arishortservices.com

BFG Supply Company – 1-800-883-0234 – www.bfgsupply.com

Ball Horticultural Company – 1-630-231-3500 – www.ballhort.com

Eason Horticultural Resources – 1-800-214-2221 – www.ehrnet.com

Express Seed Company – 1-800-221-3838 – www.expressseed.com

Fred C. Gloeckner – 1-914-698-2300 – www.fredgloeckner.com

Griffin Greenhouse & Nursery – 1-610-286-0046 – www.griffins.com

Grimes Garden Leaders – 1-440-352-6691 – www.grimes-hort.com

Henry F. Michell Company – 1-610-265-4200 – www.michells.com

McHutchison – 1-800-943-2230 – www.mchutchison.com

Messick Company – 1-408-871-9816 – www.messickco.com

S.G. Calautti Company – 1-860-645-1028 – www.josephgiannino.com

Syngenta Hort Services – 1-800-323-7523 – www.greendemon.net

W.H. Milikowski – 1-860-684-1595 – www.whmilikowski.com

PRE-FINISHED POINSETTIAS



PRE-FINISHED POINSETTIAS

Shipping out typically near the end of September, our pre-finished poinsettia program is another great way for you to cut costs and reduce headaches. All the main sizes are offered in this program including #4.5, #6.5, #7.5, #8.5, #10 pots, plus #10 hanging baskets. Our pre-finished poinsettias come with Safari pre-applied for whitefly control and a complete set of crop notes will accompany the delivery so that you know exactly where your crop stands. All #6.5, #7.5, #8.5, and #10 pot poinsettias will come with plant supporting rings to help avoid stem breakage issues. All of our pre-finished poinsettia sales must go through the broker network, so contact your favorite broker today for a full list of varieties offered and ordering information.



ROOTED POINSETTIA LINER PROGRAM

With a full line of top genetics from leading breeders Ecke, Syngenta Flowers (Fischer), Selecta Klemm, and Dummen, the Lucas Poinsettia Liner Program is your one source for a complete program. Our fully rooted liners are grown in the Oasis Wedge 10 Strip, which advocates uniform plant development and provides safe protection during shipping and handling. The unique shape of the Oasis Wedge also encourages downward root growth, which results in rapid transplant "takeoff." They are available for shipment starting in early July through mid-September.

Poinsettia Liners must be ordered through the broker network, so contact your favorite broker today for a full list of varieties offered and ordering information.

BENEFITS:

Varieties from all four major breeders; Ecke, Syngenta, Selecta, and Dummen

Offered in Oasis 10 strip wedge for rapid transplant "takeoff"

Order multiples as low as 50 per variety allow you to offer a deeper product mix

11 ship weeks offered to meet your whole crop schedule

Lucas Greenhouses is a regional rooting station for Syngenta Flowers growing their Yoder mums, Goldfish Vegetative, Geraniums and New Guinea Impatiens. We are also an off-site rooting station of Proven Winners for Pleasant View Gardens as well as Gro-N-Sell's Big Burly perennials.



HOW TO ORDER

You can place your orders directly with Lucas Greenhouses by faxing your order to (856)881-2502 or emailing your orders to sales@lucasgreenhouses.com. You can also call in to place your order with a member of our knowledgeable staff at (865)881-0234. When faxing or emailing, please be sure to include the following information:

- Shipping Address
- Billing Address
- Contact Name
- Phone Number
- Requested Ship Date
- Notate Ship Method (Grower Truck or CPU)

We strive to fill every order in its entirety. However, due to the nature of our industry, if the product on order becomes unavailable we will substitute the closest item, unless otherwise noted on your order.

Keep in mind that Lucas Greenhouses is a “wholesale only” greenhouse. In order to establish an account with Lucas Greenhouses you must have a state TIN or EO and be one or more of the following:

- Garden Center or Greenhouse
- Landscaper
- Church
- Re-Wholesaler
- School
- Organization
- Florist or Flower Shop
- Farm Market

CUSTOMER PICK UP

Customer Pick-ups are always welcome at Lucas Greenhouses, and there are no minimums on orders placed for pick-up. With a four bay loading dock and fully staffed shipping department, we are prepared to handle vehicles of all sizes. You **MUST** call your order in before you pick-up. No Exceptions. You may call ahead and setup a time to view the plants, but no orders can be pulled on demand. We request that orders be placed a minimum of 24 hours in advance.

HOURS

Our typical hours of operation are 7:00 AM – 5:00 PM Monday – Friday. All Customer Pickups must be placed at least 24 hours in advance.

AVAILABILITY

Every Friday night we release our availability listings for the upcoming week. You can obtain our availability by fax, email or online at www.lucasgreenhouses.com. Our online availability is updated on a daily basis during peak seasons. You can find our current availability at the bottom of our homepage or under availability on the garden center and landscaper page.

CUSTOMER SERVICE

At Lucas Greenhouses we are committed to providing remarkable customer service to go along with the highest quality plants on the market. No matter the size of your company or order, our unique approach is to treat each customer and order with the personal attention they need. We are a customer-driven greenhouse. We find great pride in forming trusted partnerships with our customers and helping them grow and achieve the success they desire.

Feel free to call, email or visit us anytime. Our customer service team will serve you in an outstanding fashion!

LUCAS CONTACTS

Owner – George Lucas
glucas@lucasgreenhouses.com

Owner & Accounts Payable – Louise Lucas

Head Grower & Technical Support – Joe Moore
jmoore@lucasgreenhouses.com

Shipping Coordinator – Tim Priore
tpriore@lucasgreenhouses.com

Sales/Marketing/Inventory Control – Tim Moore
tmooore@lucasgreenhouses.com

Customer Service/Order Entry – Lori Fletcher
lfletcher@lucasgreenhouses.com

Receptionist/Order Entry – Emily Moore
emoore@lucasgreenhouses.com

Sales/Marketing - Danielle Fleming
dfleming@lucasgreenhouses.com

Trial Manager – Jay Szymanski
jasons@lucasgreenhouses.com

Accounts Receivable – Becky Stimpson
bstimpson@lucasgreenhouses.com

IT Administration – Steve Mecke
smecke@lucasgreenhouses.com

Orders/General Questions
sales@lucasgreenhouses.com

SHIPPING & DIRECTIONS

With a fleet of six tractor-trailers and 15 straight trucks, the Lucas Greenhouse shipping team is ready to deliver what you need, when you need it. All of our trucks are equipped with lift gates and all of your plants are shipped on our convenient-to-unload carts, making for a fast and efficient delivery. We also ship our product with protective curtains on each side; this helps insure a safe trip for your product. Both local and long-distance delivery is available. Minimum orders and delivery charges apply to every order.

Typically, our shipping week is Monday – Friday, with an option of Saturday deliveries during peak times. Your flexibility on receiving is key to the speed in which you will receive your orders. Each delivery situation will be dealt with on a case-by-case basis, using the minimum order guidelines outlined below. If you have an order that does not meet our minimum for your zone, we will work to try to match your order up with similar orders in your area.

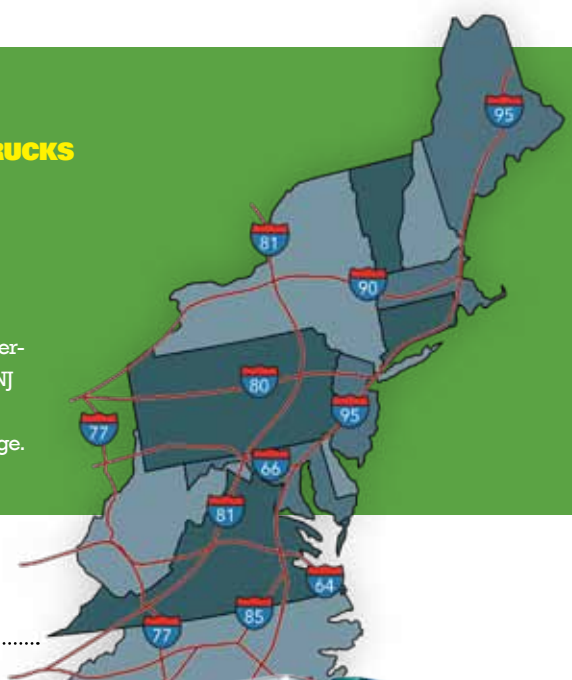
2013 Freight Chart

Distance	Minimum	Delivery
1-25 miles	\$500.00	\$30.00
26-50 miles	\$750.00	\$40.00
51-100 miles	\$1,000.00	\$60.00
101-150 miles	\$1,250.00	\$100.00
151-200 miles	\$1,500.00	\$175.00
201-250 miles	\$2,000.00	\$250.00
251-300 miles	Full Truck	\$325.00
301-350 miles	Full Truck	\$400.00
351-400 miles	Full Truck	\$475.00

**OUR STRAIGHT TRUCKS
HOLD 20 CARTS.**

**OUR TRAILERS
HOLD 40 CARTS.**

*Mileage for freight is determined from Monroeville, NJ using Map Quest. Freight Prices are subject to change.



This chart applies to finished deliveries for 2013 and is subject to change. We are always expanding our delivery area. Please call about minimums for deliveries of greater distances.

DIRECTIONS TO LUCAS GREENHOUSES

FROM THE EAST

Take Route 40 West to Pole Tavern Circle to Route 77 North. At Glassboro Road (Route 619), make a Right. Lucas Greenhouses will be approximately 3 miles on the left.

FROM THE WEST

Commodore Barry Bridge to Route 322 East. Follow Route 322 East approximately 9 miles to Mullica Hill. Make a right onto Route 45 South. Stay straight on Route 77 South to the first blinking light. Make a left onto Route 538. At the 2nd intersection (a four-way stop) turn Right at the light onto Whig Lane Road (Route 619). Lucas Greenhouses is approximately ¼ mile on the Right.

FROM THE NORTH

Take Interstate 295 South to Exit 26 for Route 42 South to Route 55 South. Take Exit 48 (Ellis Mill Road) and turn right towards Ferrell. Go approximately 1 ½ miles to 2nd intersection and make a left onto Richwood Road (Route 609) Go approximately 1 ½ miles to 2nd intersection and make a Right onto Whig Lane Road (Route 619). Lucas Greenhouses is approximately ¾ mile on the right.

FROM THE SOUTH

Delaware Memorial Bridge to Route 40 East to Pole Tavern Circle. Take route 77 North to first blinking light and turn Right onto Glassboro Road (Route 619). Lucas Greenhouses will be approximately 3 miles on the left.



#4.5 Pots



#6 Pot



#8, #10, #12 Hanging Baskets



#8 Pink Wave Pot



#8, #12, #14 Terra Pots



#8 Square Pot



#16 Oval Window Garden



#9 Pot



306 Handle Pack



#13.5 Hex Pot



#11 Hanging Basket



#14 Moss Basket







We at Lucas Greenhouses we are committed to providing you with the highest quality plants on the market supported by remarkable customer service. No matter the size of your company or order, our unique approach is to treat each customer and order with the personal attention they need. We are a customer-driven greenhouse, and we find great pride in partnering with our customers and helping them grow and achieve the success they desire.

At Lucas Greenhouses, we make every effort to provide you with high resolution, full-color imagery of all our products. If you have questions about any of our products we encourage you to call our customer support staff with any questions.

Customer Support Line: 1-856-881-0234

Email: sales@lucasgreenhouses.com



Another first from Burpee... high-nutrition vegetables

BOOST Antioxidant Collection Nutritional Features		
Cucumber <i>Cucumis sativus</i>		500% more*
'Gold Standard' Beta-carotene		65% more*
Pepper <i>Capasicum annuum</i>		20% more*
'Sweet Heat' Vitamin C		30% more*
salad 'Healing Hands Salad Mix' Lutein		30% more*
Beta-carotene		40% more*
Carotenoids		
Anthocyanins		
Tomato <i>Lycopersicon esculentum</i>		55% more*
'Cherry Punch' Vitamin C		40% more*
Lycopene		
Tomato <i>Lycopersicon esculentum</i>		300% more*
'Power Pops' Lycopene		
Carotenoids		
Tomato <i>Lycopersicon esculentum</i>		
'Solar Power' Beta-carotene		

* Comparison based on results of product grown under our trial conditions and compared to other home garden varieties in the trial. Cucurbit information is based on 'Healing Hands'. Actual results may vary. Visit burpee.com/gardens to learn more about producing great-tasting, nutritious home and vegetable.

Naturally bred

BURPEE
HOME GARDENS®



BOOST meets consumers' craving for higher nutrition... has built-in marketing...and will build the biggest buzz in vegetable gardening in years! **Contact Lucas Greenhouses for Burpee Home Gardens plants.**



Download merchandising tools and find display tips at ballhort.com/burpeeretailideacenter or snap the tag with your smartphone.

