


QUALITY GROWER OF ANNUALS, MUMS, POINSETTIAS, PRE-FINISH PLANTS & ROOTED CUTTINGS



LUCAS  
GREENHOUSES

*Excellence is OUR Standard.*



GROWING *together*

2015-2016 CATALOG





welcome to



*LUCAS GREENHOUSES*

Thank you for giving Lucas Greenhouses the opportunity to serve you with the very best products and dependable service. As we celebrate our 37th year in business, we continue to expand in size and variety to meet your needs and help us continue to grow together.

To continue providing excellent plant products, we have made some additions at Lucas Greenhouses. These additions include a 50,000 sq ft – 20 bay loading dock, which also allowed for growing space for an additional 23,000 hanging baskets. We also added 65,000 sq ft cart space with an additional 1,000 carts to help shipping keep product moving to you with ease during peak seasons. A state of the art water collection/ozone purification system has been added to improve water quality. 5 acres of outdoor growing

space have also been added to increase production of finished plants.

As of January 1st, 2015, Lucas Greenhouses is now an independent Root & Sell supplier, offering liner genetics from Syngenta Flowers and other leading breeders.

A huge part of our success is due to our dedicated team. We appreciate their attention to details, long hours, and hard work to provide an excellent, quality product for our customers!

We are excited about the many new improvements in store for Lucas Greenhouses. We thank you, our customers, for your continued patronage and look forward to continuing to grow together.





**TABLE OF CONTENTS**

**Pansies.....4**  
**Flowering Annuals.....12**  
**Premium Annuals.....29**  
**Trixi & Kwik Combos.....81**  
**Spring Combinations.....83**  
**Summer Sensations.....88**  
**Fall.....96**  
**1801 Root Stepper Program.....109**  
**Poinsettias.....110**  
**BURPEE.....114**  
**Young Plants.....122**  
**Trial Garden.....125**  
**How to Order.....126**  
**Shipping .....128**  
**Pots.....130**

**We value your opinion.**

Many of the new items we offer each year at Lucas are a result of conversations with our customers. If you have any ideas or questions please feel free to contact us. Thank you for taking the time to view our catalog, we look forward to serving you for years to come!

**PHOTO CREDITS**

Abott-Ipco, Ball Seed, Benary, Corey Goetsch, Danielle Fleming, Danziger, Dummen, Ecke, Fides/Oro, Florist, Gediflora, Golden State Bulb Co., Greenex, Grimes, Jill Shivers, Macore, Proven Winners, Sakata, Selecta, Suntory, Syngenta Flowers, Takii, Tim Moore, Westflowers

**ABBREVIATION KEY**

<b>GROWING HABIT</b>	<b>EXPOSURE</b>	<b>GARDEN HABITS</b>
M - Mounding	F - Full Sun	GH - Garden Height
S - Spreading	PS - Part Sun	GS - Garden Spread
ST - Semi-Trailing	S - Shade	
T - Trailing		
U - Upright		

Throughout the catalog you will find many abbreviations for plant descriptions and characteristics.

**PLANT CHARACTERISTICS**

- |                                |                              |                                |
|--------------------------------|------------------------------|--------------------------------|
| Attracts Bees - B              | Downy Mildew Tolerance - DMT | Pale Green Foliage - PGF       |
| Attracts Butterflies - BF      | Fancy Leaf - FAN             | Perennial - P                  |
| Attracts Hummingbirds - HB     | Fides/Oro - F/O              | Petunia-Calibrachoa Cross - PC |
| Compact - C                    | Fragrant - FR                | Selecta - Sel                  |
| Cut Flower - CF                | Frost Tolerant - FT          | Semi-Double Flower - SDF       |
| Danziger - Dan                 | Green Foliage - GF           | Shade Tolerant - ST            |
| Dark Green Foliage - DGF       | Heat Tolerant -HT            | Single Flower - SF             |
| Deer Resistant - DR            | Ivy-Zonal Cross - IC         | Spotted Foliage - SPO          |
| Double Flower - DF             | Lightly Spotted Foliage - SF | Succulent Foliage - SUC        |
| Downy Mildew Susceptible - DMS | Mini Flower - MF             | Sun Tolerance- SunT            |
| Drought Tolerant - DT          | No Deadheading - ND          | Vigorous - Vi                  |
|                                | Overwinters Well - OW        |                                |





# PANSIES

*the most sold flower in the world*

With great early spring and fall sales, pansies remain the most sold flower in the world. Their full range of color and impressive flowers have so many great uses in garden beds, containers, borders and landscapes. This tough, hardy, and easy to grow plant proves to be a great choice throughout the cold-weather seasons. All the pansy cultivars chosen for production by Lucas Greenhouse over-winter well.

There are two main types of pansies, clear or pure & face or blotch. A pansy with a face/blotch features a dark blotch in the center of a flower. Whether you are looking for a pure color, blotched or an eye-catching mix, with over 40 different selections in both the spring and fall you are sure to find what you want.



*Delta*



*Penny*



*Cool Wave*



*Matrix*







## POT SIZES

In both the spring and fall we offer our pansies in two main sizes, the 804 deep flats and the #6 Pots. The 804 contains 8 cell packs of 4 plants each, giving a total of 32 plants per tray. These deep flats give an abundance of soil volume with each plant. The #6 pots contain 4 plants per pot which allow for instant size and color in any garden. The #6 pots are sold in solid cases of 6 pots per case.

Along with the 804 deep flat and the #6 pots, we also offer mixed varieties of pansies in the #11 hanging basket and #16 oval pots.

For our landscapers, we offer our pansies in an 1801 custom grow program. Find out more information about the wide range of varieties that can be pre-booked for the fall on page 109.





## DELTA

- Offers series uniformity
- Range of color
- Mixed, matched and ready for retail
- Flower Size 2.5” - 3”



**Delta™**  
**Fire**  
 Fall 804's/Fall #6 Pot  
 F/PS / M / GH 6 / GS 6 - 8  
 Flower Size 2.5 - 3” - OW - FR  
 Red, Scarlet & Yellow w/Dark center



**Delta™**  
**Lavender Blue Shades**  
 Spring 804's/Spring #6 Pot  
 F/PS / M / GH 6 / GS 6 - 8  
 Flower Size 2.5 - 3” - OW - FR  
 Shades of Light Blue to Mid Lavender & Mid to Deep Blue



**Delta™**  
**Monet Mix**  
 Spring 804's/Spring #6 Pot  
 F/PS / M / GH 6 / GS 6 - 8  
 Flower Size 2.5 - 3” - OW - FR  
 Mix of Lavender Blue Shades, Pink Shades, Pure Rose, Pure Yellow & True Blue



**Delta™**  
**Orange Blotch**  
 Fall 804's/Fall #6 Pot  
 F/PS / M / GH 6 / GS 6 - 8  
 Flower Size 2.5 - 3” - OW - FR  
 Orange w/ Dark center



**Delta™**  
**Pink Shades**  
 Spring 804's/Spring #6 Pot  
 F/PS / M / GH 6 / GS 6 - 8  
 Flower Size 2.5 - 3” - OW - FR  
 Mid to Dark Pink Shades w/ Dark center



**Delta™**  
**Premium Beaconsfield**  
 Spring 804's  
 F/PS / M / GH 6 / GS 6 - 8  
 Flower Size 2.5 - 3” - OW - FR  
 Purple w/ Light Blue to White Upper Petals




**Delta™**  
**Premium Marina**  
 Spring 804's/Spring #6 Pot  
 F/PS / M / GH 6 / GS 6 - 8  
 Flower Size 2.5 - 3” - OW - FR  
 Light Blue flower w/ White & Purple face



**Delta™**  
**Premium Neon Violet**  
 Spring 804's/Spring #6 Pot  
 F/PS / M / GH 6 / GS 6 - 8  
 Flower Size 2.5 - 3” - OW - FR  
 Neon Blue w/ Deep Violet Wings & Dark center



**Delta™**  
**Premium Persian Medley**  
 Fall 804's/Fall #6 Pot  
 F/PS / M / GH 6 / GS 6 - 8  
 Flower Size 2.5 - 3” - OW - FR  
 Mix of Lush Plum, Purple, and Golden tones



**Delta™**  
**Premium Pure Primrose**  
 Fall 804's/Fall #6 Pot  
 F/PS / M / GH 6 / GS 6 - 8  
 Flower Size 2.5 - 3” - OW - FR  
 Clear Pale or Soft Yellow



**Delta™**  
**Premium Pure Violet**  
 Spring 804's & #6 Pot/Fall 804's & #6 Pot  
 F/PS / M / GH 6 / GS 6 - 8  
 Flower Size 2.5 - 3” - OW - FR  
 Clear Deep Violet



**Delta™**  
**Premium Pure Yellow**  
 Fall 804's/Fall #6 Pot  
 F/PS / M / GH 6 / GS 6 - 8  
 Flower Size 2.5 - 3” - OW - FR  
 Clear Bright Yellow





**Delta™**  
**Premium Red Blotch**  
 Fall 804's/Fall #6 Pot  
 F/PS / M / GH 6 / GS 6 - 8  
 Flower Size 2.5 - 3" - OW - FR  
*Scarlet w/ Dark center*



**Delta™**  
**Premium Rose Blotch**  
 Fall 804's  
 F/PS / M / GH 6 / GS 6 - 8  
 Flower Size 2.5 - 3" - OW - FR  
*Deep Rose w/ Dark center*



**Delta™**  
**Premium Tapestry**  
 Spring 804's/Fall 804's/Fall #6 Pot  
 F/PS / M / GH 6 / GS 6 - 8  
 Flower Size 2.5 - 3" - OW - FR  
*Mix of Rose, Pink, Apricot, Cream  
 Shades, w/ Dark centers*



**Delta™**  
**Premium True Blue Imp.**  
 Fall 804's/Fall #6 Pot  
 F/PS / M / GH 6 / GS 6 - 8  
 Flower Size 2.5 - 3" - OW - FR  
*Clear Mid Blue*



**Delta™**  
**Premium White Blotch**  
 Fall 804's/Fall #6 Pot  
 F/PS / M / GH 6 / GS 6 - 8  
 Flower Size 2.5 - 3" - OW - FR  
*White w/ Dark center*



**Delta™**  
**Premium Yellow Blotch**  
 Fall 804's/Fall #6 Pot  
 F/PS / M / GH 6 / GS 6 - 8  
 Flower Size 2.5 - 3" - OW - FR  
*Bright Yellow w/ Dark center*



**Delta™**  
**Pure Red**  
 Fall 804's/Fall #6 Pot  
 F/PS / M / GH 6 / GS 6 - 8  
 Flower Size 2.5 - 3" - OW - FR  
*Deep Red w/ Dark whiskers*



**Delta™**  
**Tricolor Mix**  
 Fall 804's/Fall #6 Pot  
 F/PS / M / GH 6 / GS 6 - 8  
 Flower Size 2.5 - 3" - OW - FR  
*Clear Mix of Light Blue, Lemon, Violet*



**Dynamite®**  
**Wine Flash**  
 Fall 804's/Fall #6 Pot  
 F/PS / M / GH 5 - 6 / GS 6  
 Flower Size 3" - OW - FR  
*Blooms are Maroon, Burgundy, Yellow  
 w/ Dark centers*



**Halloween 2**  
 Fall 804's/Fall #6 Pot  
 F/PS / M / GH 6 - 8 / GS 8 - 10  
 Flower Size 2" - OW - FR  
*Clear Black*



**Karma™**  
**Copperfield**  
 Spring 804's/Fall 804's/Fall #6 Pot  
 F/PS / M / GH 6 - 8 / GS 6 - 8  
 Flower Size 2.5 - 3" - OW - FR  
*Mix of Apricot, Orange, Bronze, Primrose,  
 Rose, all w/ Dark Centers*



**Matrix®**  
**Autumn Blaze Mix**  
 Fall 804's/Fall #6 Pot  
 F/PS / M / GH 8 / GS 8 - 10  
 Flower Size 3 - 3.5" - OW - FR  
*Mix of Red Wing, Red Blotch, Yellow Blotch,  
 Yellow*



**Matrix®**  
**Blotch Mix**  
 Spring 804's & #6 Pot/Fall 804's & #6 Pot  
 F/PS / M / GH 8 / GS 8 - 10  
 Flower Size 3 - 3.5" - OW - FR  
*Mix of all Matrix Colors w/ Face*



**Matrix®**  
**Blue**  
 Spring 804's & #6 Pot  
 F/PS / M / GH 8 / GS 8 - 10  
 Flower Size 3 - 3.5" - OW - FR  
*Clear Light Blue*



**Matrix®**  
**Blue Blotch**  
 Spring 804's & #6 Pot/Fall 804's & #6 Pot  
 F/PS / M / GH 8 / GS 8 - 10  
 Flower Size 3 - 3.5" - OW - FR  
*Rich, Royal Blue w/ Dark center*



**Matrix®**  
**Citrus Mix**  
 Spring 804's & #6 Pot/Fall 804's & #6 Pot  
 F/PS / M / GH 8 / GS 8 - 10  
 Flower Size 3 - 3.5" - OW - FR  
*Mix of Orange, White, Primrose, Yellow*





*Matrix Blue Blotch*

## MATRIX

- Superior branching
- Abundant amount of blooms
- Short stem resists stretching, keeping the blooms upright
- Flower Size 3”-3.5”



**Matrix®  
Clear Mix**  
Spring 804's & #6 Pot/Fall 804's & #6 Pot  
F/PS / M / GH 8 / GS 8 - 10  
Flower Size 3 - 3.5” - OW - FR  
*Mix of Clear Light Blue, Orange,  
Primrose, Purple, Rose, White, Yellow*



**Matrix®  
Coastal Sunrise Mix**  
Spring 804's/Spring #6 Pot  
F/PS / M / GH 8 / GS 8 - 10  
Flower Size 3 - 3.5” - OW - FR  
*Mix of Ocean, Rose Blotch, Sunrise*



**Matrix®  
Deep Orange**  
Spring 804's/Spring #6 Pot  
F/PS / M / GH 8 / GS 8 - 10  
Flower Size 3 - 3.5” - OW - FR  
*Clear Deep Orange*



**Matrix®  
Harvest Mix**  
Fall 804's/Fall #6 Pot  
F/PS / M / GH 8 / GS 8 - 10  
Flower Size 3 - 3.5” - OW - FR  
*Clear mix of Yellow, Purple, Orange*



**Matrix®  
Lavender Shades**  
Fall 804's/Fall #6 Pot  
F/PS / M / GH 8 / GS 8 - 10  
Flower Size 3 - 3.5” - OW - FR  
*Mix of Purple, Light Purple, White w/ Purple  
Whiskers*



**Matrix®  
Lemon**  
Spring 804's/Spring #6 Pot  
F/PS / M / GH 8 / GS 8 - 10  
Flower Size 3 - 3.5” - OW - FR  
*Clear Light Yellow*



**Matrix®  
Morpheus**  
Spring 804's & #6 Pot/Fall 804's & #6 Pot  
F/PS / M / GH 8 / GS 8 - 10  
Flower Size 3 - 3.5” - OW - FR  
*Vibrant Blue Cap w/ Yellow lower petals, Blue  
whiskers*



**Matrix®  
Ocean**  
Spring 804's/Spring #6 Pot  
F/PS / M / GH 8 / GS 8 - 10  
Flower Size 3 - 3.5” - OW - FR  
*Lt Lav to Mid Blue w/ Dark center can contain  
small amount of White w/ Dark center*



**Matrix®  
Ocean Breeze Mix**  
Spring 804's & #6 Pot/Fall 804's  
F/PS / M / GH 8 / GS 8 - 10  
Flower Size 3 - 3.5” - OW - FR  
*Mix of Blue Frost, Deep Blue Blotch, Ocean,  
White Blotch*



**Matrix®  
Orange**  
Fall 804's/Fall #6 Pot  
F/PS / M / GH 8 / GS 8 - 10  
Flower Size 3 - 3.5” - OW - FR  
*Clear Orange*



**Matrix®  
Pastel Mix**  
Spring 804's/Spring #6 Pot  
F/PS / M / GH 8 / GS 8 - 10  
Flower Size 3 - 3.5” - OW - FR  
*Mix of Pink Shades, Lemon, Blue*



**Matrix®  
Purple**  
Spring 804's & #6 Pot/Fall 804's & #6 Pot  
F/PS / M / GH 8 / GS 8 - 10  
Flower Size 3 - 3.5” - OW - FR  
*Clear Deep Purple*





**Matrix®**  
**Red Blotch**  
 Spring 804's/Spring #6 Pot  
 F/PS / M / GH 8 / GS 8 - 10  
 Flower Size 3 - 3.5" - OW - FR  
*Scarlet Red w/ Dark center*



**Matrix®**  
**Red Wing**  
 Spring 804's/Spring #6 Pot/Fall 804's  
 F/PS / M / GH 8 / GS 8 - 10  
 Flower Size 3 - 3.5" - OW - FR  
*Dark Red Cap w/ Yellow lower petals,  
 Dark center*



**Matrix®**  
**Rose**  
 Spring 804's/Spring #6 Pot  
 F/PS / M / GH 8 / GS 8 - 10  
 Flower Size 3 - 3.5" - OW - FR  
*Clear Deep Rose*



**Matrix®**  
**Rose Blotch**  
 Spring 804's/Spring #6 Pot  
 F/PS / M / GH 8 / GS 8 - 10  
 Flower Size 3 - 3.5" - OW - FR  
*Light Rose to Rose blooms w/ Dark center;  
 some bloom Cream w/ Rose Cap*



**Matrix®**  
**Sangria**  
 Spring 804's  
 F/PS / M / GH 8 / GS 8 - 10  
 Flower Size 3 - 3.5" - OW - FR  
*Shades of Wine w/ variations of Yellow halo  
 around Dark center*



**Matrix®**  
**Scarlet**  
 Spring 804's/Spring #6 Pot  
 F/PS / M / GH 8 / GS 8 - 10  
 Flower Size 3 - 3.5" - OW - FR  
*Clear Scarlet Red*



**Matrix®**  
**Sunrise**  
 Fall 804's  
 F/PS / M / GH 8 / GS 8 - 10  
 Flower Size 3 - 3.5" - OW - FR  
*Mix of Peach, Yellow, Rose Shades,  
 w/ Dark center*



**Matrix®**  
**Tricolor Mix**  
 Spring 804's/Spring #6 Pot  
 F/PS / M / GH 8 / GS 8 - 10  
 Flower Size 3 - 3.5" - OW - FR  
*Clear mix of Lemon, True Blue, Purple*



**Matrix®**  
**True Blue**  
 Spring 804's & #6 Pot/Fall 804's & #6 Pot  
 F/PS / M / GH 8 / GS 8 - 10  
 Flower Size 3 - 3.5" - OW - FR  
*Clear Mid Blue*



**Matrix®**  
**White**  
 Spring 804's & #6 Pot/Fall 804's & #6 Pot  
 F/PS / M / GH 8 / GS 8 - 10  
 Flower Size 3 - 3.5" - OW - FR  
*Clear White*



**Matrix®**  
**Yellow**  
 Spring 804's & #6 Pot/Fall 804's & #6 Pot  
 F/PS / M / GH 8 / GS 8 - 10  
 Flower Size 3 - 3.5" - OW - FR  
*Clear Bright Yellow*



**Matrix®**  
**Yellow Blotch**  
 Spring 804's & #6 Pot/Fall 804's & #6 Pot  
 F/PS / M / GH 8 / GS 8 - 10  
 Flower Size 3 - 3.5" - OW - FR  
*Bright Yellow w/ Dark center*



**Panola**  
**Halloween Mix**  
 Fall 804's/Fall #6 Pot  
 F/PS / M / GH 6 - 8 / GS 8 - 10  
 Flower Size 2" - OW - FR  
*Clear Mix of Orange, Black*







## PENNY

- #1 selling viola worldwide
- Small sized flower which allows for quick bounce back after poor weather
- Flower size 1"
- Excellent cool weather tolerance and overwintering performance
- Compact, well branching habit
- Plethora of dime-sized blooms on each point



**Viola**  
**Penny All Seasons Mix**  
 Spring 804's/Spring #6 Pot  
 F/PS / M / GH 4 to 6 / GS 4 to 6  
 Flower Size 1" - OW - FR  
*Mix of Blue, Deep Blue, Orange, Yellow, Yellow Frost*



**Viola**  
**Penny Blue**  
 Fall #6 Pot  
 F/PS / M / GH 4 - 6 / GS 4 - 6  
 Flower Size 1" - OW - FR  
*Clear Mid Blue*



**Viola**  
**Penny Citrus Mix**  
 Spring 804's & #6 Pot/Fall 804's & #6 Pot  
 F/PS / M / GH 4 - 6 / GS 4 - 6  
 Flower Size 1" - OW - FR  
*Mix of Cream, Orange, Primrose, Yellow, Yellow Frost*



**Viola**  
**Penny Clear Yellow**  
 Fall #6 Pot  
 F/PS / M / GH 4 - 6 / GS 4 - 6  
 Flower Size 1" - OW - FR  
*Clear Bright Yellow*



**Viola**  
**Penny Jump Up Mix**  
 Spring 804's & #6 Pot/Fall 804's & #6 Pot  
 F/PS / M / GH 4 - 6 / GS 4 - 6  
 Flower Size 1" - OW - FR  
*Mix of Penny Jump Up Orange, Peach, White, Yellow*



**Viola**  
**Penny Lane Mix**  
 Spring 804's/Spring #6 Pot  
 F/PS / M / GH 4 - 6 / GS 4 - 6  
 Flower Size 1" - OW - FR  
*Mix of all Penny Colors*



**Viola**  
**Penny Orange**  
 Fall #6 Pot  
 F/PS / M / GH 4 - 6 / GS 4 - 6  
 Flower Size 1" - OW - FR  
*Clear Bright Orange*



**Viola**  
**Penny Violet**  
 Fall #6 Pot  
 F/PS / M / GH 4 - 6 / GS 4 - 6  
 Flower Size 1" - OW - FR  
*Clear Deep Violet*



**Viola**  
**Penny White**  
 Fall #6 Pot  
 F/PS / M / GH 4 - 6 / GS 4 - 6  
 Flower Size 1" - OW - FR  
*Clear White*



**Viola**  
**Penny Winter Mix**  
 Fall 804's/Fall #6 Pot  
 F/PS / M / GH 4 - 6 / GS 4 - 6  
 Flower Size 1" - OW - FR  
*Mix of Azure Wing, Blue, Cream*



**Viola**  
**Sorbet® Harvest Mix**  
 Fall 804's/Fall #6 Pot  
 F/PS / M / GH 6 - 8 / GS 6 - 8  
*Mix of Orange, Purple, Yellow*



**Cool Wave**  
**Blueberry Swirl**  
 Spring 804's/Spring #6 Pot  
 F/PS / M / GH 4 - 6 / GS 4 - 6  
 Flower Size 2" - Spreading - OW - FR  
*Shades of Primrose w/ Whiskers & Variable Blue-Purple Edge*



**Cool Wave**  
**Golden Yellow**  
 Spring 804's & #6 Pot/Fall 804's & #6 Pot  
 F/PS / M / GH 4 - 6 / GS 4 - 6  
 Flower Size 2" - Spreading - OW - FR  
*Clear Golden Yellow*





Cool Wave Mix

## COOL WAVE

- More vigorous than any other spreading pansy!
- 24" – 30" spread
- Popular Wave® brand
- Superior overwintering hardiness
- Great as ground cover, in containers, or cascading in baskets
- 1 ½" to 2" blooms allow for quick bounce back after poor weather



Cool Wave

### Mix

Spring 804's & #6 Pot/Fall 804's & #6 Pot  
F/PS / S / GH 6 - 8 / GS 24 - 30  
Flower Size 2" - Spreading - OW - FR  
Mix of Violet Wing, White, Frost, Yellow,  
Lemon



Cool Wave

### Purple

Spring 804's & #6 Pot/Fall 804's & #6 Pot  
F/PS / S / GH 6 - 8 / GS 24 - 30  
Flower Size 2" - Spreading - OW - FR  
Clear Deep Purple



Cool Wave

### Sunshine N' Wine

Spring 804's/Spring #6 Pot  
F/PS / S / GH 6 - 8 / GS 24 - 30  
Flower Size 2" - Spreading - OW - FR  
Yellow w/ Maroon Whiskers & Upper Petals



Cool Wave

### White

Spring 804's/Spring #6 Pot  
F/PS / S / GH 6 - 8 / GS 24 - 30  
Flower Size 2" - Spreading - OW - FR  
White w/ Light Whiskering; can show a little  
Blush

## AT EASTER WE OFFER:



### Hyacinths

- #4.5 Pot - 1 Bloom
- #6 Pot - 3 Blooms
- #8 Pot - 5 Blooms
- #10 Pot - 8 Blooms

### Tulips

- #4.5 Pot - 3 Blooms
- #6 Pot - 5-6 Blooms
- #8 Pot - 8-9 Blooms
- #10 Pot - 12-14 Blooms

### Daffodils

- #4.5 Pot Mini's - 3 Blooms
- #6 Pot Mini's - 5-6 Blooms
- #6 Pot Std - 5-6 Blooms
- #8 Pot Std - 8-9 Blooms

### Easter Lillies

- #6 Pot - 4 Blooms





# FLOWERING ANNUALS

*Full Line of Best-Selling Annuals*



“ Lucas Greenhouses has steadily grown over the years because of its **devotion to excellence.**”

– Henryville, PA

Whether you are a professional landscaper or a garden center, Lucas Greenhouses is the place to go for a full line of best-selling annuals. Grown in our state-of-the-art facilities, the annuals we have selected will give your customers terrific results in their gardens and landscapes. Encourage your customers to add annuals to their gardens, supplying them with versatility and an array of colors all season long.

Our collection includes all the tried and true varieties that you are familiar with plus newer introductions that are helping move the industry forward. With well over 200 standard annuals available in five different sizes, your customers will have unlimited choices. Our 804 bedding flat is still our most popular size, containing 8 cell packs of 4 plants each, for a total of 32 plants. We also offer them in our #4.5 pot. The #4.5 pot is very popular among landscapers, and many garden centers have discovered great profit potential with this size. The #4.5 pot is sold in solid cases of 12 and the pot is black, so that it can easily be distinguished at checkout from our Premium Annuals which are grown in a green pot. For late season sales, we offer annuals in our #6 pot, providing your customers the size and color they need to get through the summer. The #6 pot comes with 3 to 4 plants per pot, depending on variety, and is sold in solid cases of 6.



With great success, we have introduced the 306 handle pack trays in a select group of our standard annuals. The 306 tray consists of 3 handled packs with 6 plants inside each.

We do offer a custom grow program for our annuals. These custom grown plants are offered in an 1801 root stepper tray which contains 18 individual plants with no individual pot clean up. Many landscapers have chosen to take advantage of this program, to ensure the colors and quantities of the plants they need, when they need them. You can learn more about this program on page 109.



**Ageratum**  
**Hawaii Blue 5.0**  
 #4.5 Pot / #6 Pot / 804 / 306 HP  
 F / M / GH 6 / GS 6 - 8  
 HT / DT / BF / C / DR  
*Fuzzy Mid-Blue Flowers*



**Alyssum**  
**Easter Bonnet Formula Mix**  
 804  
 F / S / GH 4 - 6 / GS 10 - 12  
 FR / BF / HB / B / C  
*Pastel Mix of Deep Pink, Violet & Deep Rose*



**Alyssum**  
**Easter Bonnet Deep Pink**  
 #4.5 Pot / 804  
 F / S / GH 4 - 6 / GS 10 - 12  
 FR / BF / HB / B / C  
*Rose-Pink*



**Alyssum**  
**Easter Bonnet Violet**  
 #4.5 Pot / 804  
 F / S / GH 4 - 6 / GS 10 - 12  
 FR / BF / HB / B / C  
*Deep Purple*



**Alyssum**  
**Easter Bonnet White**  
 #4.5 Pot / 804  
 F / S / GH 4 - 6 / GS 10 - 12  
 FR / BF / HB / B / C  
*Pure White w/ Green Eye*



**Alyssum**  
**Snow Crystals**  
 #4.5 Pot  
 F / S / GH 6 - 10 / GS 12 - 14  
 FR / BF / HB / B / C  
*Pure White*



**Begonias**  
**Bada Boom Rose Imp.**  
 804  
 F/PS/M/GH 8 - 10 / GS 6 - 8  
 HT / ST  
*Rose Flower on Bronze Foliage*



**Begonias**  
**Harmony Mix**  
 #4.5 Pot / 804  
 F/PS/M/GH 6 - 8 / GS 6 - 8  
 HT / ST / C  
*Mix of Pink, Scarlet, White on Bronze Foliage*



BEGONIAS



**Begonias**  
**Harmony Pink**  
 #4.5 Pot / #6 Pot / 804 / 306 HP  
 F/PS / M / GH 6 - 8 / GS 6 - 8  
 HT / ST / C  
*Pink Flower on Bronze Foliage*



**Begonias**  
**Harmony Scarlet**  
 #4.5 Pot / #6 Pot / 804 / 306 HP  
 F/PS / M / GH 6 - 8 / GS 6 - 8  
 HT / ST / C  
*Scarlet-Red Flower on Bronze Foliage*



**Begonias**  
**Harmony White**  
 #4.5 Pot / #6 Pot / 804 / 306 HP  
 F/PS / M / GH 6 - 8 / GS 6 - 8  
 HT / ST / C  
*White Flower on Bronze Foliage*



**Begonias**  
**Prelude Mix**  
 #4.5 Pot / #6 Pot / 804  
 F/PS / M / GH 6 - 8 / GS 6 - 8  
 HT / ST / C  
*Mix of Pink, Rose, Scarlet, White on Green Foliage*



**Begonias**  
**Prelude Pink**  
 #4.5 Pot / #6 Pot / 804  
 F/PS / M / GH 6 - 8 / GS 6 - 8  
 HT / ST / C  
*Pink Flower on Green Foliage*



**Begonias**  
**Prelude Rose**  
 #4.5 Pot / #6 Pot / 804 / 306 HP  
 F/PS / M / GH 6 - 8 / GS 6 - 8  
 HT / ST / C  
*Rose Flower on Green Foliage*



**Begonias**  
**Prelude Scarlet**  
 #4.5 Pot / #6 Pot / 804 / 306 HP  
 F/PS / M / GH 6 - 8 / GS 6 - 8  
 HT / ST / C  
*Scarlet-Red Flower on Green Foliage*



**Begonias**  
**Prelude White**  
 #4.5 Pot / #6 Pot / 804 / 306 HP  
 F/PS / M / GH 6 - 8 / GS 6 - 8  
 HT / ST / C  
*White Flower on Green Foliage*



**Celosia**  
**Amigo Mix**  
 804  
 F / U / GH 5 - 6 / GS 4 - 6  
 HT / DT / ND / DR / C  
*Mix of Magenta, Mahogany Red, Neon Rose & Yellow*



**Celosia**  
**First Flame Orange**  
 #4.5 Pot / #6 Pot  
 F / U / GH 14 - 25 / GS 10 - 16  
 HT / DT / ND / DR  
*Orange-Red Plumes*







**Celosia**  
**First Flame Red**  
 #4.5 Pot / #6 Pot  
 F / U / GH 14 - 25 / GS 10 - 16  
 HT / DT / ND / DR  
*Bright Red Plumes*



**Celosia**  
**First Flame Yellow**  
 #4.5 Pot / #6 Pot  
 F / U / GH 14 - 25 / GS 10 - 16  
 HT / DT / ND / DR  
*Bright Yellow Plumes*



**Celosia**  
**Fresh Look Mix**  
 #6 Pot / 804  
 F / U / GH 14 / GS 12  
 HT / DT / ND / DR / Vi  
*Mix of Gold, Orange, Yellow, Red Plumes*



**Celosia**  
**Fresh Look Orange**  
 804  
 F / U / GH 14 / GS 12  
 HT / DT / ND / DR / Vi  
*Peachy-Orange Plumes*



**Celosia**  
**Fresh Look Red**  
 804  
 F / U / GH 14 / GS 12  
 HT / DT / ND / DR / Vi  
*Bright Red Plumes*



**Celosia**  
**Fresh Look Yellow**  
 804  
 F / U / GH 14 / GS 12  
 HT / DT / ND / DR / Vi  
*Yellow Plumes*



**Cleome**  
**Sparkler Mix**  
 #6 Pot  
 F / U / GH 36 - 48 / GS 16 - 18  
 FR / HT / BF / HB  
*Mix of Blush, Lavender, Rose & White*



**Coleus**  
**Black Dragon**  
 #4.5 / 804  
 PS/S/M-U / GH 12 - 14 / GS 10 - 12  
 HT / ST / DR / C  
*Deep Rose-Red serrated Leaves w/ Black-Purple Edges*



**Coleus**  
**Wizard® Golden**  
 804  
 PS/S / M-U / GH 12 - 14 / GS 10 - 12  
 HT / ST / DR / C  
*Golden Yellow w/ Green Mottling*



**Coleus**  
**Wizard® Mix**  
 #4.5 / #6 Pot / 804  
 PS/S / M-U / GH 12 - 14 / GS 10 - 12  
 HT / ST / DR / C  
*Mix of 12 Different Wizards Varieties*



**Coleus**  
**Wizard® Mosaic**  
 804  
 PS/S / M-U / GH 12 - 14 / GS 10 - 12  
 HT / ST / DR / C  
*Bright Green Leaves w/ Splash of Red, Cream*



**Coleus**  
**Wizard® Sunset**  
 804  
 PS/S / M-U / GH 12 - 14 / GS 10 - 12  
 HT / ST / DR / C  
*Bronze w/ Cream Edging*



**Coleus**  
**Wizard® Velvet Red**  
 804  
 PS/S / M-U / GH 12 - 14 / GS 10 - 12  
 HT / ST / DR / C  
*Deep Red w/ Cream Edging*



**Cosmos**  
**Sonata™ Carmine**  
 804  
 F / U / GH 20 - 24 / GS 12 - 14  
 HT / DT / DR / BF / CF  
*Red-Purple w/ Golden Yellow Eye*



**Cosmos**  
**Sonata™ Mix**  
 #6 Pot / 804  
 F / U / GH 20 - 24 / GS 12 - 14  
 HT / DT / DR / BF / CF  
*Mix of Lilac, Red Shades, Pink, White*



**Cosmos**  
**Cosmic Orange**  
 804  
 F / U / GH 12 / GS 12 - 18  
 HT / DT / DR / BF / SDF  
*Bright Orange*



# FLOWERING ANNUALS



**Cosmos**  
**Cosmic Yellow**  
 804  
 F / U / GH 12 / GS 12 - 18  
 HT / DT / DR / BF / SDF  
 Yellow



**Dahlia**  
**Figaro™ Mix**  
 #6 Pot / 804  
 F/PS / M - U / GH 14 - 18 / GS 10 - 12  
 C / SDF / DF  
 Mix of Orange, Red, Violet, White, Yellow



**Dianthus**  
**Floral Lace Hearts of Fire**  
 804  
 F/PS / U / GH 8 - 10 / GS 8 - 10  
 C / BF  
 Mix of Red, White Solids & Picotees



**Dianthus**  
**Floral Lace Merlot Mix**  
 #6 Pot / 804  
 F/PS / U / GH 8 - 10 / GS 8 - 10  
 C / BF  
 Mix of Lavender, Burgundy Shades



**Dianthus**  
**Floral Lace Rose**  
 #4.5 / 804  
 F/PS / U / GH 8 - 10 / GS 8 - 10  
 C / BF  
 Rose, White Bi-Color



**Dianthus**  
**Floral Lace Violet**  
 #4.5 / 804  
 F/PS / U / GH 8 - 10 / GS 8 - 10  
 C / BF  
 Violet



**Dusty Miller**  
**Silver Dust**  
 #4.5 / #6 Pot / 804  
 F/PS / M / GH 10 - 12 / GS 10  
 HT / DT / DR  
 Silvery White Oak-Shaped Foliage



**Gazania**  
**New Day Mix**  
 #4.5 Pot / #6 Pot  
 F / M / GH 8 - 10 / GS 6 - 8  
 HT / DT / C / BF  
 Mix of Red Stripe, Rose Stripe, Garden Sun & Bronze



**Gazania**  
**New Day Yellow Imp**  
 #4.5 Pot  
 F / M / GH 8 - 10 / GS 6 - 8  
 HT / DT / C / BF  
 Bright Yellow w/ Dark Brown Center Rim



**Impatiens**  
**Dazzler® Baby Shower Mix**  
 804  
 S/PS / M-U / GH 9 - 11 / GS 13 - 15  
 ST / BF / DMS  
 Mix of summer pastels



**Impatiens**  
**Dazzler® Merlot Mix**  
 804  
 S/PS / M-U / GH 9 - 11 / GS 13 - 15  
 ST / BF / DMS  
 Mix of Lilac Splash, Burgundy, Bright Eye



**Impatiens**  
**Dazzler® Pink**  
 804  
 S/PS / M - U / GH 9 - 11 / GS 13 - 15  
 ST / BF / DMS  
 Clear Pink w/ Darker Eye



**Impatiens**  
**Super Elfin® Bright Orange Xp**  
 804  
 S/PS / M-U / GH 8 - 10 / GS 12 - 14  
 ST / BF / DMS  
 Bright Orange



**Impatiens**  
**Super Elfin® Lilac Xp**  
 804  
 S/PS / M-U / GH 8 - 10 / GS 12 - 14  
 ST / BF / DMS  
 Lilac-Purple



**Impatiens**  
**Super Elfin® Mix**  
 804  
 S/PS / M-U / GH 8 - 10 / GS 12 - 14  
 ST / BF / DMS  
 Mix of All Super Elfin Colors



**Impatiens**  
**Super Elfin® Punch Xp**  
 804  
 S/PS / M - U / GH 8 - 10 / GS 12 - 14  
 ST / BF / DMS  
 Punch





**Impatiens**  
**Super Elfin® Red Xp**  
 804  
 S/PS / M-U/ GH 8 - 10 / GS 12 - 14  
 ST / BF / DMS  
*True Red*



**Impatiens**  
**Super Elfin® Rose Xp**  
 804  
 S/PS / M-U/ GH 8 - 10 / GS 12 - 14  
 ST / BF / DMS  
*Rose-Pink*




**Impatiens**  
**Super Elfin® Salmon Xp**  
 804  
 S/PS / M-U/ GH 8 - 10 / GS 12 - 14  
 ST / BF / DMS  
*Salmon-Pink*



**Impatiens**  
**Super Elfin® Violet Xp**  
 804  
 S/PS / M-U/ GH 8 - 10 / GS 12 - 14  
 ST / BF / DMS  
*Rich Violet*



**Impatiens**  
**Super Elfin® White Xp**  
 804  
 S/PS / M-U/ GH 8 - 10 / GS 12 - 14  
 ST / BF / DMS  
*Pure White*



**Lobelia**  
**Riviera Midnight Blue**  
 #4.5 Pot / 804  
 F/PS / M / GH 5 / GS 8  
 C  
*Dark Blue w/ White Eye on Bronze Foliage*



**Lobelia**  
**Riviera Rose**  
 #4.5 Pot  
 F/PS / M / GH 5 / GS 8  
 C  
*Magenta Pink w/ White Eye*



**Lobelia**  
**Riviera Sky Blue**  
 #4.5 Pot  
 F/PS / M / GH 5 / GS 8  
 C  
*Sky Blue w/ White Eye*



**Lobelia**  
**Riviera Springtime Blues Mix**  
 804  
 F/PS / M / GH 5 / GS 8  
 C  
*Mix of Blue Shades w/ Touch of Rose*



**Lobelia**  
**Riviera White**  
 804  
 F/PS / M / GH 5 / GS 8  
 C  
*Pure White*

## IMPATIENS DOWNY MILDEW - *still around?*

While the 2014 season did not bring our region the same amount of Impatiens Downy Mildew cases as the previous year, the disease is still around and we continue to strongly recommend using other alternatives. We are treating any impatiens that we are offering in the greenhouse but any preventative we can apply will not give complete summer long protection. Great alternatives to Impatiens include Begonias, Big Begonias, Dragon Wing Begonias, Bounce Impatiens, Caladiums, Coleus, New Guinea Impatiens, and SunPatiens.



# MARIGOLDS

*What's the difference?*

**Antigua** – Type = African – Flower Form = Fully Double 3” blooms  
**Disco** – Type = French – Flower Form = Single 2 – 2.5” blooms  
**Durango** – Type = French – Flower Form = Anemone 2 – 2.5” blooms  
**Little Devil Fire** – Type = French – Flower Form = Crested 1.75 – 2” blooms  
**Janie** – Type = French – Flower Form = Crested 1.5 – 2” blooms



**Marigold**  
**Antigua Orange**  
 #4.5 Pot / #6 Pot / 804's / 306 HP  
 F / U / GH 12 - 16 / GS 10 - 12  
 HT / FR / BF / DR / DF  
*True Orange Pompon Blooms*



**Marigold**  
**Antigua Primrose**  
 804's  
 F / U / GH 12 - 16 / GS 10 - 12  
 HT / FR / BF / DR / DF  
*Pale Yellow Pompon Blooms*



**Marigold**  
**Antigua Yellow**  
 #4.5 Pot / #6 Pot / 804's / 306 HP  
 F / U / GH 12 - 16 / GS 10 - 12  
 HT / FR / BF / DR / DF  
*Clear Yellow Pompon Blooms*



**Marigold**  
**Disco Mix**  
 #6 Pot / 804  
 F / U / GH 10 - 12 / GS 6 - 8  
 HT / FR / BF / DR  
*Mix of Red, Yellow, Orange Bi-Colors*





**Marigold**  
**Durango® Bolero**  
 #4.5 Pot/ #6 Pot / 804's  
 F / U / GH 10 - 12 / GS 6 - 8  
 HT / FR / BF / DR  
*Golden-Yellow Anemone Flowers w/ Red tips*



**Marigold**  
**Durango® Orange**  
 #4.5 Pot / 306 HP  
 F / U / GH 10 - 12 / GS 6 - 8  
 HT / FR / BF / DR  
*Bright Orange Anemone Flowers*



**Marigold**  
**Durango® Red**  
 #4.5 Pot/ #6 Pot / 804's  
 F / U / GH 10 - 12 / GS 6 - 8  
 HT / FR / BF / DR  
*Mahogany-Red Anemone Flowers*



**Marigold**  
**Durango® Yellow**  
 #4.5 Pot / 306 HP  
 F / U / GH 10 - 12 / GS 6 - 8  
 HT / FR / BF / DR  
*Dark Yellow Anemone Flowers*



**Marigold**  
**Janie Bright Yellow**  
 #4.5 Pot/ #6 Pot / 804's  
 F / U / GH 8 - 10 / GS 6 - 8  
 HT / FR / BF / DR / DF  
*True Yellow w/ Small Mahogeny Eye*



**Marigold**  
**Janie Deep Orange**  
 #4.5 Pot/ #6 Pot / 804's  
 F / U / GH 8 - 10 / GS 6 - 8  
 HT / FR / BF / DR / DF  
*Deep Orange*



**Marigold**  
**Janie Flame**  
 #6 Pot / 804  
 F / U / GH 8 - 10 / GS 6 - 8  
 HT / FR / BF / DR / DF  
*Red, Yellow Bi-Color*



**Marigold**  
**Little Devil Fire**  
 804's  
 F / U / GH 8 - 10 / GS 6 - 8  
 HT / FR / BF / DR / DF  
*Yellow, Red Bi-Color*



**Melampodium**  
**Million Gold**  
 #4.5 Pot/ #6 Pot / 804's  
 F / M / GH 10 / GS 10 - 12  
 HT / ND  
*Golden Yellow Daisy Flowers*



**Nicotiana**  
**Starmaker Appleblossom**  
 #4.5 / 804's  
 F/PS / U / GH 12 / GS 10  
 HT / C / BF / HB / FR  
*Pale Pink Trumpet Flowers*



**Nicotiana**  
**Starmaker Bright Red**  
 #4.5 / 804's  
 F/PS / U / GH 12 / GS 10  
 HT / C / BF / HB / FR  
*Dark Red Trumpet Flowers*



**Nicotiana**  
**Starmaker Deep Lime**  
 #4.5 / 804's  
 F/PS / U / GH 12 / GS 10  
 HT / C / BF / HB / FR  
*Light Yellow Trumpet Flowers*



**Nicotiana**  
**Starmaker Mix**  
 804's  
 F/PS / U / GH 12 / GS 10  
 HT / C / BF / HB / FR  
*Mix of all Starmaker Colors*



**Nicotiana**  
**Starmaker White**  
 #4.5 Pot  
 F/PS / U / GH 12 / GS 10  
 HT / C / BF / HB / FR  
*White Trumpet Flowers*



**Pentas**  
**Graffiti Bright Red**  
 #4.5 Pot  
 F / M / GH 10 - 12 / GS 24  
 C / HT / BF / HB  
*Bright Red Star-Shaped Flowers*



**Pentas**  
**Graffiti Pink**  
 #4.5 Pot  
 F / M / GH 10 - 12 / GS 24  
 C / HT / BF / HB  
*Bright Pink Star-Shaped Flowers*





**Pentas**  
**Graffiti Violet**  
 #4.5 Pot  
 F / M / GH 10 - 12 / GS 24  
 C / HT / BF / HB  
*Deep Magenta-Violet Star Shaped Flowers*



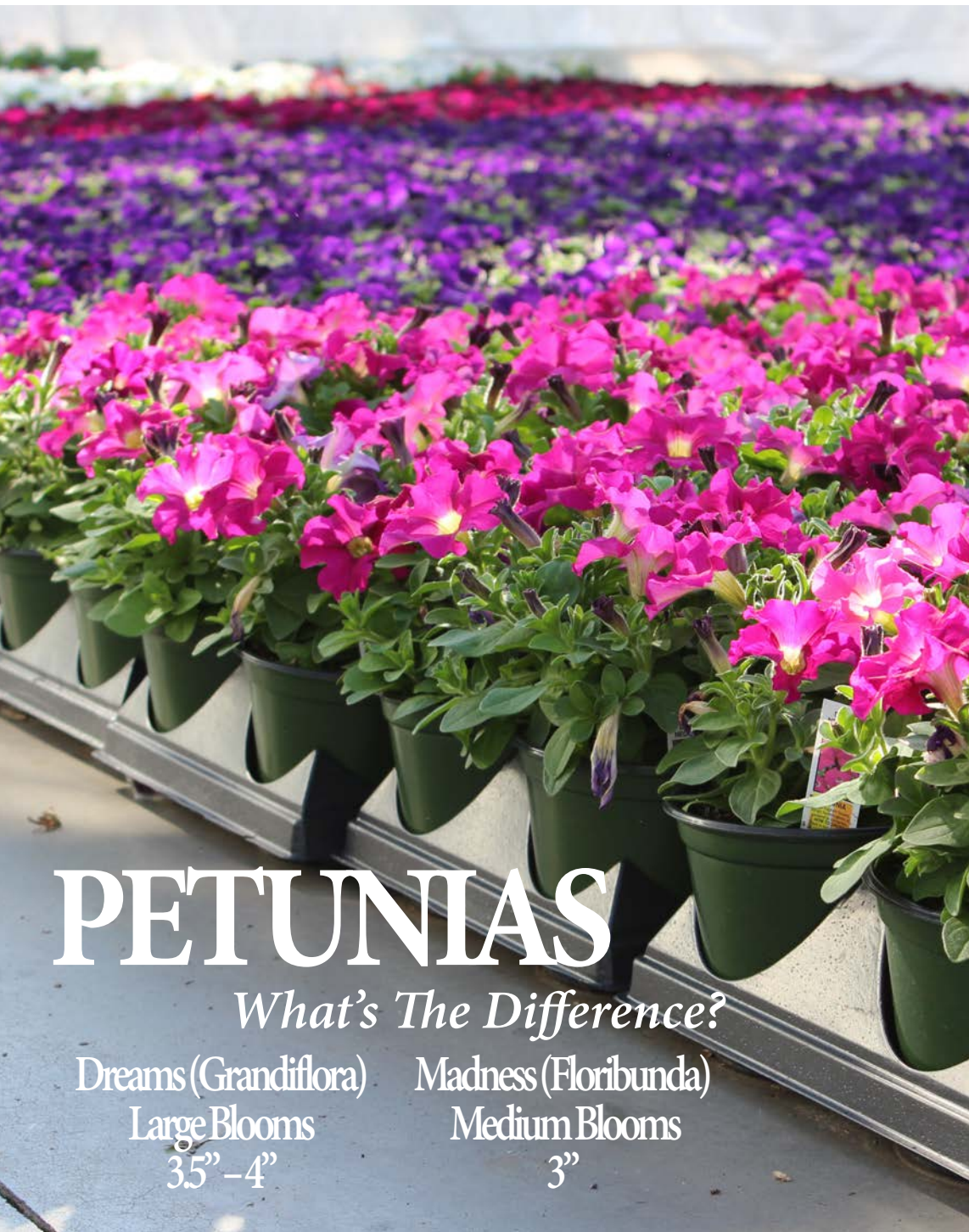
**Pentas**  
**Graffiti White**  
 #4.5 Pot  
 F / M / GH 10 - 12 / GS 24  
 C / HT / BF / HB  
*Pure White Star Shaped Flowers*



**Petunia**  
**Madness® Burgundy**  
 804's  
 F/PS / M-U / GH 10 - 15 / GS 10 - 12  
 Flower Size 3" / C / BF / HB / FT  
*Burgundy w/ Dark Veins*




**Petunia**  
**Madness® Merlot Mix**  
 804's  
 F/PS / M-U / GH 10 - 15 / GS 10 - 12  
 Flower Size 3" / C / BF / HB / FT  
*Mix of White, Burgundy, Lavender Shades*



**Petunia**  
**Madness® Midnight**  
 804's  
 F/PS / M-U / GH 10 - 15 / GS 10 - 12  
 Flower Size 3" / C / BF / HB / FT  
*Deep Blue*



**Petunia**  
**Madness® Total Mix**  
 804's  
 F/PS / M-U / GH 10 - 15 / GS 10 - 12  
 Flower Size 3" / C / BF / HB / FT  
*Mix of 13 Different Madness Colors*



**Petunia**  
**Madness® Moonlight Mix**  
 804's  
 F/PS / M-U / GH 10 - 15 / GS 10 - 12  
 Flower Size 3" / C / BF / HB / FT  
*Mix of Lavender Glow, Lilac, Yellow*

# PETUNIAS

*What's The Difference?*

Dreams (Grandiflora)  
 Large Blooms  
 3.5" - 4"

Madness (Floribunda)  
 Medium Blooms  
 3"





**Petunia**  
**Madness® Pink**  
 804's  
 F/PS / M-U / GH 10 - 15 / GS 10 - 12  
 Flower Size 3" / C / BF / HB / FT  
*Deep Pink*



**Petunia**  
**Madness® Plum**  
 804's  
 F/PS / M-U / GH 10 - 15 / GS 10 - 12  
 Flower Size 3" / C / BF / HB / FT  
*Plum w/ Darker Plum Veins*



**Petunia**  
**Madness® Red**  
 804's  
 F/PS / M-U / GH 10 - 15 / GS 10 - 12  
 Flower Size 3" / C / BF / HB / FT  
*Bright Red*



**Petunia**  
**Madness® Rose**  
 804's  
 F/PS / M-U / GH 10 - 15 / GS 10 - 12  
 Flower Size 3" / C / BF / HB / FT  
*Hot Rose w/ White Center*



**Petunia**  
**Madness® Royal**  
 804's  
 F/PS / M-U / GH 10 - 15 / GS 10 - 12  
 Flower Size 3" / C / BF / HB / FT  
*Deep Purple*



**Petunia**  
**Madness® Spring**  
 804's  
 F/PS / M-U / GH 10 - 15 / GS 10 - 12  
 Flower Size 3" / C / BF / HB / FT  
*Pale Salmon w/ Darker Veins*



**Petunia**  
**Madness® Sugar**  
 804's  
 F/PS / M-U / GH 10 - 15 / GS 10 - 12  
 Flower Size 3" / C / BF / HB / FT  
*Orchid w/ Darker Veins*



**Petunia**  
**Madness® Waterfall Mix**  
 804's  
 F/PS / M-U / GH 10 - 15 / GS 10 - 12  
 Flower Size 3" / C / BF / HB / FT  
*Mix of Lilac, Magenta, Royal, White*



**Petunia**  
**Madness® White**  
 804's  
 F/PS / M-U / GH 10 - 15 / GS 10 - 12  
 Flower Size 3" / C / BF / HB / FT  
*Clear White*



**Petunia**  
**Dreams Appleblossom**  
 804's  
 F/PS / M-U / GH 10 - 15 / GS 10 - 12  
 Flower Size 4" / BF / HB / FT  
*Pale Pink w/ Light Yellow Eye*



**Petunia**  
**Dreams Burgundy**  
 #6 Pot / 804's  
 F/PS / M-U / GH 10 - 15 / GS 10 - 12  
 Flower Size 4" / BF / HB / FT  
*Burgundy w/ Dark Veins*



**Petunia**  
**Dreams Burgundy Picotee**  
 804's  
 F/PS / M-U / GH 10 - 15 / GS 10 - 12  
 Flower Size 4" / BF / HB / FT  
*Burgundy w. Wide White Edge*



**Petunia**  
**Dreams Midnight**  
 #4.5 Pot / #6 Pot / 804's  
 F/PS / M-U / GH 10 - 15 / GS 10 - 12  
 Flower Size 4" / BF / HB / FT  
*Deep Blue*



**Petunia**  
**Dreams Mix**  
 #6 Pot / 804's  
 F/PS / M-U / GH 10 - 15 / GS 10 - 12  
 Flower Size 4" / BF / HB / FT  
*Mix of all Dreams Colors*



**Petunia**  
**Dreams Neon Rose**  
 #6 Pot / 804's  
 F/PS / M-U / GH 10 - 15 / GS 10 - 12  
 Flower Size 4" / BF / HB / FT  
*Magenta-Purple w/ White Throat*



**Petunia**  
**Dreams Patriot Mix**  
 #6 Pot / 804's  
 F/PS / M-U / GH 10 - 15 / GS 10 - 12  
 Flower Size 4" / BF / HB / FT  
*Mix of Red, White, Blue*



# FLOWERING ANNUALS



**Petunia**  
**Dreams Pink**  
 #4.5 Pot / #6 Pot / 804's  
 F/PS / M-U / GH 10 - 15 / GS 10 - 12  
 Flower Size 4" / BF / HB / FT  
*Deep Pink w/ Yellow Throat*



**Petunia**  
**Dreams Red**  
 #4.5 Pot / #6 Pot / 804's  
 F/PS / M-U / GH 10 - 15 / GS 10 - 12  
 Flower Size 4" / BF / HB / FT  
*Crimson Red*



**Petunia**  
**Dreams Red Picotee**  
 804's  
 F/PS / M-U / GH 10 - 15 / GS 10 - 12  
 Flower Size 4" / BF / HB / FT  
*Bright Red w/ Wide White Edge*



**Petunia**  
**Dreams Rose**  
 #4.5 Pot / #6 Pot / 804's  
 F/PS / M-U / GH 10 - 15 / GS 10 - 12  
 Flower Size 4" / BF / HB / FT  
*Rose w/ Yellow Throat*



**Petunia**  
**Dreams Rose Morn**  
 804's  
 F/PS / M-U / GH 10 - 15 / GS 10 - 12  
 Flower Size 4" / BF / HB / FT  
*Hot Rose w/ Morn Center, Yellow Throat*



**Petunia**  
**Dreams Rose Picotee**  
 804's  
 F/PS / M-U / GH 10 - 15 / GS 10 - 12  
 Flower Size 4" / BF / HB / FT  
*Rose w/ Wide White Edge*



**Petunia**  
**Dreams Salmon**  
 #6 Pot / 804's  
 F/PS / M-U / GH 10 - 15 / GS 10 - 12  
 Flower Size 4" / BF / HB / FT  
*Salmon-Pink w/ White Throat*




**Petunia**  
**Dreams Sky Blue**  
 #4.5 Pot / #6 Pot / 804's  
 F/PS / M-U / GH 10 - 15 / GS 10 - 12  
 Flower Size 4" / BF / HB / FT  
*Pale Violet-Blue w/ Yellow Throat*



**Petunia**  
**Dreams White**  
 #4.5 Pot / #6 Pot / 804's  
 F/PS / M-U / GH 10 - 15 / GS 10 - 12  
 Flower Size 4" / BF / HB / FT  
*Clear White w/ Yellow Throat*



**Petunia**  
**Dreams Wild Rose Mix**  
 804's  
 F/PS / M-U / GH 10 - 15 / GS 10 - 12  
 Flower Size 4" / BF / HB / FT  
*Mix of Appleblossom, Neon Rose, Burgundy*



**Petunia**  
**Prism Sunshine**  
 #4.5 Pot / 804's  
 F/PS / M-U / GH 8 - 10 / GS 16 - 18  
 Flower Size 4" / BF / HB / FT  
*Light Yellow w/ Dark Yellow Center*



**Petunia**  
**Ultra Blue Star**  
 804's  
 F/PS / M-U / GH 12 - 14 / GS 14 - 16  
 Flower Size 4" / BF / HB / FT  
*Blue w/ White Star Ruffled Blooms*



**Petunia**  
**Ultra Crimson Star**  
 804's  
 F/PS / M-U / GH 12 - 14 / GS 14 - 16  
 Flower Size 4" / BF / HB / FT  
*Burgundy w/ White Star Ruffled Blooms*



**Petunia**  
**Ultra Red Star**  
 804's  
 F/PS / M-U / GH 12 - 14 / GS 14 - 16  
 Flower Size 4" / BF / HB / FT  
*Red w/ White Star Ruffled Blooms*





**Petunia**  
**Double Madness™ Blue**  
 804's  
 F/PS / M-U / GH 10 - 15 / GS 10 - 12  
 Flower Size 2-2.25" / C / DF / FT  
*Deep Blue Ruffled Blooms*



**Petunia**  
**Double Madness™ Red**  
 804's  
 F/PS / M-U / GH 10 - 15 / GS 10 - 12  
 Flower Size 2-2.25" / C / DF / FT  
*True Red Ruffled Blooms*



**Petunia**  
**Double Madness™ Red/White**  
 804's  
 F/PS / M-U / GH 10 - 15 / GS 10 - 12  
 Flower Size 2-2.25" / C / DF / FT  
*Red, White Bi-Color Ruffled Blooms*



**Petunia**  
**Double Madness™ Rose/White**  
 804's  
 F/PS / M-U / GH 10 - 15 / GS 10 - 12  
 Flower Size 2-2.25" / C / DF / FT  
*Rose, White Bi-Color Ruffled Blooms*



**Petunia**  
**Double Madness™ Satin Pink**  
 804's  
 F/PS / M-U / GH 10 - 15 / GS 10 - 12  
 Flower Size 2-2.25" / C / DF / FT  
*Light Salmon-Pink w/ Satin Sheen*



**Portulaca**  
**Happy Hour Banana**  
 #4.5 Pot  
 F / M / GH 8 - 10 / GS 10 - 12  
 DT / HT / SDF / BF / HB  
*Bright Yellow*



**Portulaca**  
**Happy Hour Fuchsia**  
 #4.5 Pot  
 F / M / GH 8 - 10 / GS 10 - 12  
 DT / HT / SDF / BF / HB  
*Dark Pink*



**Portulaca**  
**Happy Hour Mix**  
 #4.5 Pot / 804's  
 F / M / GH 8 - 10 / GS 10 - 12  
 DT / HT / SDF / BF / HB  
*Mix of Banana, Coconut, Deep Red, Fuchsia, Lemon, Orange, Rosita*



**Portulaca**  
**Happy Hour Orange**  
 #4.5 Pot  
 F / M / GH 8 - 10 / GS 10 - 12  
 DT / HT / SDF / BF / HB  
*Papaya Orange*



**Salvia**  
**Rhea Blue**  
 #6 Pot / 804's / 306 HP  
 F / U / GH 14 - 16 / GS 10 - 12  
 HT / DT / BF / HB / DR  
*Violet-Blue Spikes*



**Salvia**  
**Red Hot Sally 2**  
 804's  
 F / U / GH 10 - 12 / GS 8  
 HT / DT / BF / HB / DR  
*Dark Red Spikes*



**Salvia**  
**Victoria Blue**  
 #4.5 Pot  
 F / U / GH 18 - 20 / GS 18  
 HT / DT / BF / HB / DR / CF  
*Deep Blue Spikes*



**Salvia**  
**Vista Mix**  
 804's  
 F / U / GH 10 - 12 / GS 8  
 HT / DT / BF / HB / DR / C  
*Mix of all Vista Colors*





# FLOWERING ANNUALS




**Salvia**  
**Vista Purple**  
 804's  
 F / U / GH 10 - 12 / GS 8  
 HT / DT / BF / HB / DR / C  
*Purple-Magenta Spike*



**Salvia**  
**Vista Red**  
 #4.5 Pot / #6 Pot / 804's / 306 HP  
 F / U / GH 10 - 12 / GS 8  
 HT / DT / BF / HB / DR / C  
*Dark Red Spikes*



**Salvia**  
**Vista White**  
 804's  
 F / U / GH 10 - 12 / GS 8  
 HT / DT / BF / HB / DR / C  
*White Spikes*



**Snapdragon**  
**Snapshot™ Mix**  
 #6 Pot / 804's  
 F/PS / M-U / GH 6 - 10 / GS 10 - 12  
 BF / HB / DR / FR / C / FT / DW  
*Mix of Snapshot Colors*



**Snapdragon**  
**Snapshot™ Pink**  
 804's  
 F/PS / M-U / GH 6 - 10 / GS 10 - 12  
 BF / HB / DR / FR / C / FT / DW  
*Pink*



**Snapdragon**  
**Snapshot™ Purple**  
 804's  
 F/PS / M-U / GH 6 - 10 / GS 10 - 12  
 BF / HB / DR / FR / C / FT / DW  
*Purple*



**Snapdragon**  
**Snapshot™ Red**  
 804's  
 F/PS / M-U / GH 6 - 10 / GS 10 - 12  
 BF / HB / DR / FR / C / FT / DW  
*Red*



**Snapdragon**  
**Snapshot™ White**  
 804's  
 F/PS / M-U / GH 6 - 10 / GS 10 - 12  
 BF / HB / DR / FR / C / FT / DW  
*White*



**Snapdragon**  
**Snapshot™ Yellow**  
 804's  
 F/PS / M-U / GH 6 - 10 / GS 10 - 12  
 BF / HB / DR / FR / C / FT / DW  
*Yellow*



**Torenia**  
**Kauai Burgandy**  
 804's  
 PS/S / U / GH 6 - 8 / GS 6 - 8  
 HT/ BF / HB / C / ND  
*Burgundy w/ White Throat*




**Torenia**  
**Kauai Deep Blue**  
 804's  
 PS/S / U / GH 6 - 8 / GS 6 - 8  
 HT/ BF / HB / C / ND  
*Dark Blue w/ White Throat*



**Torenia**  
**Kauai Magenta**  
 804's  
 PS/S / U / GH 6 - 8 / GS 6 - 8  
 HT/ BF / HB / C / ND  
*Hot Fuchsia w/ White Throat*



**Torenia**  
**Kauai Mix**  
 804's  
 PS/S / U / GH 6 - 8 / GS 6 - 8  
 HT/ BF / HB / C / ND  
*Mix of Burgundy, Deep Blue, Lemon Drop, Magenta, Rose and White*



**Torenia**  
**Kauai Rose**  
 804's  
 PS/S / U / GH 6 - 8 / GS 6 - 8  
 HT/ BF / HB / C / ND  
*Bright Rose w/ White Throat*



**Verbena**  
**Imagination**  
 #4.5 Pots  
 F / S / GH 12 - 24 / GS 24  
 HT / DT / BF / DR  
*Deep Violet-Blue*



**Verbena**  
**Tuscany Blue**  
 #4.5 Pot / 804's  
 F / M / GH 8 - 10 / GS 16 - 20  
 HT / DT / BF / DR / C  
*Blue*





**Verbena**  
**Tuscany Burgundy Eye**  
 804's  
 F / M / GH 8 - 10 / GS 16 - 20  
 HT / DT / BF / DR / C  
*Burgundy w/ White Eye*



**Verbena**  
**Tuscany Mix**  
 #6 Pot / 804's  
 F / M / GH 8 - 10 / GS 16 - 20  
 HT / DT / BF / DR / C  
*Mix of Burg, Lav, Orchid, Pk, Peach, Rose, Scarlet, Violet, White*



**Verbena**  
**Tuscany Peach**  
 804's  
 F / M / GH 8 - 10 / GS 16 - 20  
 HT / DT / BF / DR / C  
*Soft Peach*



**Verbena**  
**Tuscany Rose Eye**  
 #4.5 Pots  
 F / M / GH 8 - 10 / GS 16 - 20  
 HT / DT / BF / DR / C  
*Rose w/ White Eye*



**Verbena**  
**Tuscany Scarlet**  
 #4.5 Pot / 804's  
 F / M / GH 8 - 10 / GS 16 - 20  
 HT / DT / BF / DR / C  
*Scarlet-Red*



**Verbena**  
**Tuscany White**  
 #4.5 Pot / 804's  
 F / M / GH 8 - 10 / GS 16 - 20  
 HT / DT / BF / DR / C  
*Pure White*



**Vinca**  
**Cora Apricot Imp**  
 #4.5 Pot / #6 Pot  
 F / M-U / GH 14 - 16 / GS 22 - 25  
 HT / DT / BF / DR / C  
*Pastel Apricot w/ Bright Rose Eye*



**Vinca**  
**Cora Burgundy**  
 #4.5 Pot / #6 Pot  
 F / M-U / GH 14 - 16 / GS 22 - 25  
 HT / DT / BF / DR / C  
*Bright Burgundy*



**Vinca**  
**Cora Deep Lavender**  
 #4.5 Pot / #6 Pot  
 F / M-U / GH 14 - 16 / GS 22 - 25  
 HT / DT / BF / DR / C  
*Bold Lavender w/ Small White Eye*



**Vinca**  
**Cora Lavender**  
 #4.5 Pot / #6 Pot / 306 HP  
 F / M-U / GH 14 - 16 / GS 22 - 25  
 HT / DT / BF / DR / C  
*Soft Lavender w/ White Eye*



**Vinca**  
**Cora Mix**  
 #4.5 Pot / #6 Pot  
 F / M-U / GH 14 - 16 / GS 22 - 25  
 HT / DT / BF / DR / C  
*Mix of all Cora Colors*



**Vinca**  
**Cora Pink**  
 #4.5 Pot / #6 Pot / 306 HP  
 F / M-U / GH 14 - 16 / GS 22 - 25  
 HT / DT / BF / DR / C  
*Bright Pink w/ White Eye*



**Vinca**  
**Cora Punch**  
 #4.5 Pot / #6 Pot  
 F / M-U / GH 14 - 16 / GS 22 - 25  
 HT / DT / BF / DR / C  
*Bright Red-Rose*



**Vinca**  
**Cora Red**  
 #6 Pot / 306 HP  
 F / M-U / GH 14 - 16 / GS 22 - 25  
 HT / DT / BF / DR / C  
*True Red*






# VINCAS

*What's the difference?*

**CORA** – A series of F1 hybrid Vinca (an F1 hybrid is the result of crossing two pure lines) that requires little to no maintenance, has a more uniform habit that is less prone to stretching, produces huge, show-stopping flowers, and is a real heat lover that continues to produce throughout the high temperatures of summer. Coras are great for mass plantings in the landscape, gardens, borders or containers producing a carpet of color. What really sets this series apart is its patented resistance to Aerial Phytophthora, a common disease that affects vinca.

**Pacifica** – The earliest, largest-flowered and most vigorous O.P. (open-pollinated) vinca on the market is the Pacifica series. Extremely heat and drought tolerant, this low maintenance collection includes the widest color range of both solid and novelty colors. 2-inch blooms sit atop uniform, upright plants that are perfect for the landscape, gardens, borders or containers.

**Titan** – With exceptional uniformity, superior branching, and the biggest flowers on the market the F1 hybrid Titan series is perfect for landscapes and containers. A vigorous grower, they will tolerate cool weather and thrive in hot, dry conditions.



**Vinca**  
**Cora Strawberry**  
#6 Pot  
F/ M-U / GH 14 - 16 / GS 22 - 25  
HT / DT / BF / DR / C  
*Light Pink w/ Rosy Red*

**Vinca**  
**Cora Violet**  
#4.5 Pot / #6 Pot / 306 HP  
F/ M-U / GH 14 - 16 / GS 22 - 25  
HT / DT / BF / ND  
*Bright Violet*

**Vinca**  
**Cora White**  
#4.5 Pot / #6 Pot / 306 HP  
F/ M-U / GH 14 - 16 / GS 22 - 25  
HT / DT / BF / ND  
*Crisp White*

**Vinca**  
**Pacifica Apricot Xp**  
804's  
F/ M-U / GH 10 - 14 / GS 6 - 8  
HT / DT / BF / ND  
*Pale Salmon-Peach w/ Cherry Red Eye*



**Vinca**  
**Pacifica Blush Xp**  
804's  
F/ M-U / GH 10 - 14 / GS 6 - 8  
HT / DT / BF / ND  
*Light Pink*

**Vinca**  
**Pacifica Bubble Gum Mix Xp**  
804's  
F/ M-U / GH 10 - 14 / GS 6 - 8  
HT / DT / BF / ND  
*Mix of Deep Orchid, Icy Pink, White*

**Vinca**  
**Pacifica Burgundy Halo Xp**  
804's  
F/ M-U / GH 10 - 14 / GS 6 - 8  
HT / DT / BF / ND  
*Burgundy w/ White Center*

**Vinca**  
**Pacifica Cranberry Xp**  
804's  
F/ M-U / GH 10 - 14 / GS 6 - 8  
HT / DT / BF / ND  
*Cranberry-Red w/ Small White Eye*





**Vinca**  
**Pacifica Dark Red Xp**  
 804's  
 F / M-U / GH 10 - 14 / GS 6 - 8  
 HT / DT / BF / ND  
*Deep Crimson Red*



**Vinca**  
**Pacifica Deep Orchid Xp**  
 804's  
 F / M-U / GH 10 - 14 / GS 6 - 8  
 HT / DT / BF / ND  
*Deep Fuchsia-Pink w/ Small White Eye*



**Vinca**  
**Pacifica Halo Mix Xp**  
 804's  
 F / M-U / GH 10 - 14 / GS 6 - 8  
 HT / DT / BF / ND  
*Mix of White, Cherry Red Halo, Magenta Halo, Rose Halo, Burgundy Halo*



**Vinca**  
**Pacifica Icy Pink Xp**  
 804's  
 F / M-U / GH 10 - 14 / GS 6 - 8  
 HT / DT / BF / ND  
*Pale Pink w/ Darker Pink Center*



**Vinca**  
**Pacifica Lipstick Mix Xp**  
 804's  
 F / M-U / GH 10 - 14 / GS 6 - 8  
 HT / DT / BF / ND  
*Mix of Punch, Dark Red, Blush, Icy Pink*



**Vinca**  
**Pacifica Magenta Halo Xp**  
 804's  
 F / M-U / GH 10 - 14 / GS 6 - 8  
 HT / DT / BF / ND  
*Magenta w/ White Center*



**Vinca**  
**Pacifica Merlot Mix Xp**  
 #6 Pot / 804's  
 F / M-U / GH 10 - 14 / GS 6 - 8  
 HT / DT / BF / ND  
*Mix of Burgundy, Polka Dot, Deep Orchid, Burgundy Halo*



**Vinca**  
**Pacifica Orange Xp**  
 804's  
 F / M-U / GH 10 - 14 / GS 6 - 8  
 HT / DT / BF / ND  
*Bright Scarlet-Orange w/ Slight White Eye*



**Vinca**  
**Pacifica Polka Dot Xp**  
 804's  
 F / M-U / GH 10 - 14 / GS 6 - 8  
 HT / DT / BF / ND  
*White w/ Red Eye*



**Vinca**  
**Pacifica Punch Xp**  
 804's  
 F / M-U / GH 10 - 14 / GS 6 - 8  
 HT / DT / BF / ND  
*Rose-Pink w/ Dark Pink Center*



**Vinca**  
**Pacifica Raspberry Xp**  
 804's  
 F / M-U / GH 10 - 14 / GS 6 - 8  
 HT / DT / BF / ND  
*Raspberry-Red*



**Vinca**  
**Pacifica Really Red Xp**  
 804's  
 F / M-U / GH 10 - 14 / GS 6 - 8  
 HT / DT / BF / ND  
*Intense True Red w/ Small White Eye*



**Vinca**  
**Pacifica Rose Halo Xp**  
 804's  
 F / M-U / GH 10 - 14 / GS 6 - 8  
 HT / DT / BF / ND  
*Rose w/ White Center*



**Vinca**  
**Pacifica Tutti Frutti Mix**  
 804's  
 F / M-U / GH 10 - 14 / GS 6 - 8  
 HT / DT / BF / ND  
*Mix of Solid And Red Eyed, Coral, Apricot, Peach Tones*



**Vinca**  
**Pacifica White Xp**  
 804's  
 F / M-U / GH 10 - 14 / GS 6 - 8  
 HT / DT / BF / ND  
*Pure White*



**Vinca**  
**Titan™ Dark Red**  
 #4.5 Pot / #6 Pot  
 F / M-U / GH 14 - 16 / GS 10 - 12  
 HT / DT / BF / ND  
*Deep Red w/ Darker Red Center*



# FLOWERING ANNUALS



**Vinca**  
**Titan™ Icy Pink**  
 #4.5 Pot / #6 Pot  
 F / M-U / GH 14 - 16 / GS 10 - 12  
 HT / DT / BF / ND  
*Light Pink w/ Darker Pink Center*



**Vinca**  
**Titan™ Polka Dot**  
 #4.5 Pot / #6 Pot  
 F / M-U / GH 14 - 16 / GS 10 - 12  
 HT / DT / BF / ND  
*White w/ Small Red Eye*



**Vinca**  
**Titan™ Rose**  
 #4.5 Pot / #6 Pot  
 F / M-U / GH 14 - 16 / GS 10 - 12  
 HT / DT / BF / ND  
*Rose-Pink w/ White Eye*



**Zinnia**  
**Magellan Mix**  
 #6 Pot / 306 HP  
 F / M / GH 12 - 14 / GS 10 - 12  
 Flow Size 4 - 5" / DF / HT / DT / DR / BF  
*Mix of Cherry, Pink, Orange, Ivory, Yellow, Scarlet, Coral*



**Zinnia**  
**Profusion Cherry**  
 #4.5 Pot  
 F / M / GH 10 - 12 / GS 12 - 15  
 Flower Size 2" / HT / DT / BF / DR / C  
*Cherry Rose Daisy Blooms w/ Yellow Center*



**Zinnia**  
**Profusion Fire**  
 #4.5 Pot  
 F / M / GH 10 - 12 / GS 12 - 15  
 Flower Size 2" / HT / DT / BF / DR / C  
*Scarlet-Orange Daisy Blooms*



**Zinnia**  
**Profusion Orange**  
 #4.5 Pot  
 F / M / GH 10 - 12 / GS 12 - 15  
 Flower Size 2" / HT / DT / BF / DR / C  
*Bright Orange Daisy Blooms*



**Zinnia**  
**Profusion White**  
 #4.5 Pot  
 F / M / GH 10 - 12 / GS 12 - 15  
 Flower Size 2" / HT / DT / BF / DR / C  
*White Daisy Blooms w/ Yellow Center*



**Zinnia**  
**Profusion Yellow**  
 #4.5 Pot  
 F / M / GH 10 - 12 / GS 12 - 15  
 Flower Size 2" / HT / DT / BF / DR / C  
*Bright Yellow Daisy Blooms*



**Zinnia**  
**Short Stuff Mix**  
 #4.5 Pot / #6 Pot  
 F / M / GH 8 - 10 / GS 10 - 12  
 Flow Size 2 - 3" / HT / DT / BF / DR / DF  
*Mix of Cherry Red, Coral, Gold, Orange, Scarlet, Red, White*



**Zinnia**  
**Star White**  
 #4.5 Pot  
 F / M-S / GH 14 / GS 8  
 Flower Size 2" / HT / DT / BF / DR  
*White Star-Shaped Blooms w/ Yellow Center*



**Zinnia**  
**Zahara® Mix**  
 #4.5 Pot / #6 Pot  
 F / M-U / GH 12 - 18 / GS 12 - 18  
 Flower Size 2 - 3" / HT / DT / BF / DR  
*Mix of Coral, Rose, Scarlet, White, Yellow*







# PREMIUM ANNUALS

Growing the Very Best

*"I am impressed, but I wouldn't expect anything less from Lucas Greenhouses."*

*- Smyrna, DE*

At Lucas Greenhouses, we are dedicated to growing the very best plants available. Our Premium Annuals have been selected from the leading breeders in the world and have a proven track record of success. These plants include the very best from Proven Winners, Goldfish (Syngenta Flowers), Ball, Fides/Oro, Sakata, Dummen, Danziger, Selecta, Benary and more. So, whether your customers are looking for the perfect SunPatien for the landscape, a unique coleus for a shade garden, a beautiful calibrachoa hanging basket for their patio, or a stunning terra pot dahlia for the deck, this is where you will find it.

We offer our Premium Annuals in a wide range of sizes and pot styles to meet your customers' needs. This year we will continue to offer our popular spring combos in our #12 hanging basket, #14 moss basket, #14 terra pot and the matching #12 terra pot. These combination baskets and patio pots will provide your customers with the instant beauty and performance they desire.

Our spring combos are no longer the only items we offer in these premium pots and baskets. A select number of shade combinations are available in #14 moss baskets and #14 terra pots. You can also find our new guineas in these pots as well and ivy geraniums can be purchased in moss baskets.

Besides combinations, the #12 terra pot collection also

features monoculture offerings of angelonia, Big Begonia, calibrachoa, coleus, dahlia, evolvulus, gerbera, lantana, petunia and zonal geraniums.

To go with our large combination planters and baskets we also grow many #10 hanging baskets, #8 hanging baskets, #8 terra pots and #8 square pots. The #8 square pot is a newer decorative offering at Lucas that you will find filled with either caladiums, calla lilies or kalanchoe.

Other sure to please items that our expert team of growers produce include an extensive collection of #4.5 pots containing Proven Winners, Goldfish, Big Begonias, gerberas, ipomoea, new guineas, ornamental grasses, etc. A line of 306 handle packs continue to be available giving customers an economical way to offer some higher end premium plants such as Big Begonias, Sonic New Guineas, Kong Jr. Coleus, Bounce Impatiens, Wave Petunias and SunPatiens. In addition, we have begun to offer certain, select items in the larger #6 pot including, the multicolored Kwik Kombos and Trixis. These designer blends are ready-made to provide your customers instant beauty and color.

Many of our premium pots, hanging baskets and combinations are sold as grower choice only. This allows us to ship you the best possible selections available at time of delivery.



# PREMIUM ANNUALS



**Ageratum**  
**Artist® Blue (PW)**  
 #4.5 Pot  
 F/PS / M / GH 8 - 12 / GS 10 - 12  
 C / ND / HT / DR / BF / HB  
*True Blue*



**Ageratum**  
**Artist® Purple (PW)**  
 #4.5 Pot  
 F/PS / M / GH 8 - 12 / GS 10 - 12  
 C / ND / HT / DR / BF / HB  
*Purple-Rose*



**Angelonia**  
**Angelface® Blue Imp. (PW)**  
 #4.5 Pot  
 F / U / GH 20 - 24 / GS 12 - 14  
 HT / DT / F / BF / DR / ND / CF  
*Deep Purple-Blue*



**Angelonia**  
**Angelface® Dresden Blue (PW)**  
 #4.5 Pot  
 F / U / GH 18 - 24 / GS 12 - 18  
 HT / DT / F / BF / DR / ND / CF  
*Soft Lavender-Blue w/ White Throat*



**Angelonia**  
**Angelface® Wedgewood Blue (PW)**  
 #4.5 Pot  
 F / U / GH 12 - 18 / GS 12 - 14  
 HT / DT / F / BF / DR / ND / CF / C  
*Lavender-Blue, White Bi-Color*



**Angelonia**  
**Archangel™ Dark Purple (SB)**  
 #4.5 Pot / #12 TP  
 F / U / GH 12 - 14 / GS 10 - 12  
 HT / DT / F / BF / DR / ND / CF  
*Dark Purple*



**Angelonia**  
**Archangel™ Dark Rose (SB)**  
 #4.5 Pot / #12 TP  
 F / U / GH 12 - 14 / GS 10 - 12  
 HT / DT / F / BF / DR / ND / CF  
*Dark Rose*



**Angelonia**  
**Archangel™ Pink (SB)**  
 #4.5 Pot / #12 TP  
 F / U / GH 12 - 14 / GS 10 - 12  
 HT / DT / F / BF / DR / ND / CF  
*Soft Mauve-Pink w/ Spotted Throat*




**Angelonia**  
**Archangel™ White (SB)**  
 #4.5 Pot / #12 TP  
 F / U / GH 12 - 14 / GS 10 - 12  
 HT / DT / F / BF / DR / ND / CF  
*White*



**Angelonia**  
**Serena™ Blue (SB)**  
 #4.5 Pot  
 F / M-U / GH 10 - 12 / GS 12 - 14  
 HT / DT / BF / DR / C / ND  
*True Blue*



**Angelonia**  
**Serena™ Lavender Pink (SB)**  
 #4.5 Pot  
 F / M-U / GH 10 - 12 / GS 12 - 14  
 HT / DT / BF / DR / C / ND  
*Lavender-Pink w/ White Throat*




**Angelonia**  
**Serena™ Purple (SB)**  
 #4.5 Pot  
 F / M-U / GH 10 - 12 / GS 12 - 14  
 HT / DT / BF / DR / C / ND  
*Lavender-Purple w. White Throat*



**Angelonia**  
**Serena™ Waterfall Mix (SB)**  
 #4.5 Pot  
 F / M-U / GH 10 - 12 / GS 12 - 14  
 HT / DT / BF / DR / C / ND  
*Mix of Blue, White, Purple*



**Angelonia**  
**Serena™ White (SB)**  
 #4.5 Pot  
 F / M-U / GH 10 - 12 / GS 12 - 14  
 HT / DT / BF / DR / C / ND  
*White w/ Soft Yellow Throat*







**Angelonia**  
**Serenita™ Lavender Pink (SB)**  
 306 HP  
 F / M-U / GH 12 - 14 / GS 12 - 14  
 HT / DT / BF / DR / C / ND  
*Lavender-Pink w/ White Throat*



**Angelonia**  
**Serenita™ Pink (SB)**  
 306 HP  
 F / M-U / GH 12 - 14 / GS 12 - 14  
 HT / DT / BF / DR / C / ND  
*Deep Pink w/ Dark Throat*



**Angelonia**  
**Serenita™ Purple (SB)**  
 306 HP  
 F / M-U / GH 12 - 14 / GS 12 - 14  
 HT / DT / BF / DR / C / ND  
*Lavender-Purple w. White Throat*



**Angelonia**  
**Serenita™ White (SB)**  
 306 HP  
 F / M-U / GH 12 - 14 / GS 12 - 14  
 HT / DT / BF / DR / C / ND  
*White w/ Soft Yellow Throat*



**Argyranthemum**  
**Butterfly (PW)**  
 #4.5 Pot / #8 TP  
 F / U / GH 18 - 36 / GS 12 - 20  
 HT / DT / BF  
*Lemon Yellow Daisy w/ Dark Yellow Eye*



**Argyranthemum**  
**Molimba® Helio White (PW)**  
 #4.5 Pot  
 F/PS / M-S / GH 16 - 20 / GS 12 - 20  
 HT / DT / BF  
*White Daisy w/ Yellow Eye*



**Argyranthemum**  
**Molimba® Pink (PW)**  
 #4.5 Pot  
 F / U-M / GH 14 - 24 / GS 12 - 18  
 HT / DT / BF  
*Deep Pink Daisy w/ Dark Red Eye*



**Argyranthemum**  
**Vanilla Butterfly® (PW)**  
 #4.5 Pot / #8 TP  
 F / U / GH 18 - 36 / GS 12 - 20  
 HT / DT / BF  
*Creamy Daisy w/ Yellow Eye*



**Bacopa**  
**Calypso™ Jumbo Lavender (GF)**  
 #4.5 Pot / #8 TP / #10 HB  
 F/PS / T / GH 4 - 6 / GS 14 - 16  
 ND / C  
*Lilac w/ Yellow Eye*



**Bacopa**  
**Calypso™ Jumbo White (GF)**  
 #4.5 Pot / #8 TP / #10 HB / 306 HP  
 F/PS / T / GH 4 - 6 / GS 14 - 16  
 ND / C  
*White w/ Yellow Eye*



**Bacopa**  
**Snowstorm® Giant Snowflake® (PW)**  
 #4.5 Pot / #8 TP / #10 HB  
 F/PS / T / GH 6 - 10 / GS 20 - 36  
 ND  
*White w/ Yellow Eye*



**Bacopa**  
**Snowstorm® Pink (PW)**  
 #4.5 Pot / #8 TP / #10 HB  
 F/PS / T / GH 6 - 10 / GS 20 - 36  
 ND  
*Soft Pink w/ Yellow Eye*







**Begonia Big**  
**Big™ Bronze Leaf Red (Benary)**  
 #4.5 Pots / #8 TP / #12 TP / 306 HP  
 F/PS / U-M / GH 12 - 18 / GS 12 - 15  
 V / HT / ND  
*Red*



**Begonia Big**  
**Big™ Bronze Leaf Rose (Benary)**  
 #4.5 Pots / #8 TP / #12 TP / 306 HP  
 F/PS / U-M / GH 12 - 18 / GS 12 - 15  
 V / HT / ND  
*Rose*



**What's so BIG About BIG BEGONIAS?**

If you want to command attention to your next landscape planting you must think Big! The Big series of begonias from Benary is an interspecies hybrid combining the best features from several species of begonias and the result simply dazzles in the landscape. With their clusters of large 2 to 3 inch self-cleaning flowers, vigorous growth (up to 18 inches in height while mounding out to over a foot) and ability to work in both the sun and partly shaded areas Big Begonias have become an "it" plant among landscapers and gardeners. Economical, you can plant them between 12 to 15 inches apart and still achieve dense coverage in the garden. They are also versatile enough to be used as a filler or focal point in a container or allow them to show off in a hanging basket or window box. Enjoy the beauty that is Big Begonias all the way up until your first frost.




**Begonia Big**  
**Big™ Green Leaf Pink (Benary)**  
 #4.5 Pots / #8 TP / #12 TP / 306 HP  
 F/PS / U-M / GH 12 to 18 / GS 12 to 15  
 V / HT / ND  
*Pink*



**Begonia Big**  
**Big™ Green Leaf Red (Benary)**  
 #4.5 Pots / #8 TP / #12 TP / 306 HP  
 F/PS / U-M / GH 12 - 18 / GS 12 - 15  
 V / HT / ND  
*Red*



**Begonia Dragon Wing**  
**Dragon Wing Pink (SB)**  
 #4.5 Pot  
 F/PS / U-M / GH 12 - 15 / GS 15 - 18  
 V / HT / ND  
*Pink bell-like flowers w/ Rose accents*



**Begonia Dragon Wing**  
**Dragon Wing Red (SB)**  
 #4.5 Pot  
 F/PS / U-M / GH 12 - 15 / GS 15 - 18  
 V / HT / ND  
*Red bell-like flowers*



**Bidens**  
**Goldilocks Rocks® (PW)**  
 #4.5 Pot  
 F / M / GH 6 - 10 / GS 10 - 14  
 BF / SDF / HT / DT / ND / F  
*Bright Golden Yellow*



**Bidens**  
**Mexican Gold™ (GF)**  
 #4.5 Pot  
 F / ST / GH 12 - 14 / GS 14 - 16  
 BF / SDF / HT / DT / ND / F  
*Gold-Yellow*



**Bidens**  
**Mexican Gold™ Compact (GF)**  
 #4.5 Pot  
 F / M / GH 8 - 10 / GS 10 - 12  
 BF / SDF / HT / DT / ND / F  
*Gold-Yellow Star-Shaped Blooms*



**Bidens**  
**Yellow Sunshine (Danziger)**  
 #4.5 Pot / #8 TP  
 F / ST / GH 12 - 14 / GS 14 - 16  
 BF / SDF / HT / DT / ND / F  
*Gold-Yellow*





**Bounce Impatiens**  
**Big Bounce™ White (Selecta)**  
 #4.5 Pot / #6 Pot / #8 TP / 306 HP  
 S/PS / M-S / GH 20 - 30 / GS 20 - 36  
 DMR / ST / BF / V  
*Crisp White w/ Pink Splashes Around Eye*



**Bounce Impatiens**  
**Bounce™ Cherry (Selecta)**  
 #4.5 Pot / #6 Pot / #8 TP / 306 HP  
 S/PS / M-S / GH 14 - 20 / GS 14 - 20  
 DMR / ST / BF / C  
*Cherry Red*



**Bounce Impatiens**  
**Bounce™ Lilac (Selecta)**  
 #4.5 Pot / #6 Pot / #8 TP / 306 HP  
 S/PS / M-S / GH 14 - 20 / GS 14 - 20  
 DMR / ST / BF / C  
*Lilac w/ Darker Splashes Around Eye*



**Bounce Impatiens**  
**Bounce™ Pink Flash (Selecta)**  
 #4.5 Pot / #6 Pot / #8 TP / 306 HP  
 S/PS / M-S / GH 14 - 20 / GS 14 - 20  
 DMR / ST / BF / C  
*Pink w/ Darker Splashes Around Eye*



**Bounce Impatiens**  
**Bounce™ Violet (Selecta)**  
 #4.5 Pot / #6 Pot / #8 TP / 306 HP  
 S/PS / M-S / GH 14 - 20 / GS 14 - 20  
 DMR / ST / BF / C  
*Violet*



**Bracteantha**  
**Helica Yellow Imp (Danziger)**  
 #4.5 Pot / #10 HB  
 F / M / GH 10 - 12 / GS 12 - 16  
 HT / DT / DR / ND  
*Bright Yellow Straw Flower*



**Bracteantha**  
**Sundaze® Golden Beauty® (PW)**  
 #4.5 Pot / #10 HB  
 F / M-ST / GH 10 - 14 / GS 10 - 12  
 HT / DT / FT / DR / ND / C  
*Bright Yellow Straw Flower*



**Caladiums**  
**Carolyn Whorton - Pink**  
 #8 Sq. Pot  
 PS/S / U / GH 12 - 16  
 ST / FAN / CF / DR  
*Pink Leaves w/ Green Mottling & Crimson Main Veins*



**Caladiums**  
**Fannie Munson - Pink**  
 #8 Sq. Pot  
 S / U / GH 12 - 16  
 ST / FAN / CF / DR  
*Dark Pink Blotches w/ Dark Rose Veins*



**Caladiums**  
**Kathleen - Pink**  
 #8 Sq. Pot  
 PS/S / U / GH 12 - 18  
 ST / FAN / CF / DR  
*Salmon-Pink Leaves w/ Green Mottled Margin*



**Caladiums**  
**Postman Joyner - Red**  
 #8 Sq. Pot  
 PS/S / U / GH 12 - 24  
 ST / FAN / CF / DR  
*Brilliant Red Center w/ Scarlet Veins, Red Spots & Narrow Light Green Border*



**Caladiums**  
**Roseglow - Pink**  
 #8 Sq. Pot  
 PS/F / U / GH 18 - 24  
 ST / FAN / CF / DR  
*White main veins contrast w/ Pink-Rose background*



**Caladiums**  
**White Christmas - White**  
 #8 Sq. Pot  
 PS/S / U / GH 12 - 16  
 ST / FAN / CF / DR  
*White Leaves w/ Wide Green Veins*



# CALIBRACHOA

*Spring - Summer - Fall*



Superbells



Callie



MiniFamous Double



**Calibrachoa**  
**Callie® Apricot (GF)**  
#4.5 Pot / #10 HB  
F / ST / GH 4 - 8 / GS 12 - 16  
HT / FT / BF / HB / ND  
*Deep Orange w/ yellow Throat*



**Calibrachoa**  
**Callie® Bright Red (GF)**  
#4.5 Pot / #8 TP / #10 HB / #12 TP  
F / ST / GH 6 - 10 / GS 16 - 20  
HT / FT / BF / HB / ND  
*Bright Red w/ Yellow Throat*



**Calibrachoa**  
**Callie® Burgundy (GF)**  
#4.5 Pot / #10 HB  
F / ST / GH 4 - 8 / GS 12 - 16  
HT / FT / BF / HB / ND  
*Burgundy w/ Yellow Throat*



**Calibrachoa**  
**Callie® Coral Pink (GF)**  
#4.5 Pot / #8 TP / #10 HB  
F / ST / GH 4 - 8 / GS 12 - 16  
HT / FT / BF / HB / ND  
*Coral Pink w/ Yellow Throat*



**Calibrachoa**  
**Callie® Dark Blue (GF)**  
#4.5 Pot / #8 TP / #10 HB / #12 TP  
F / ST / GH 4 - 8 / GS 12 - 16  
HT / FT / BF / HB / ND  
*Deep Blue-Purple*



**Calibrachoa**  
**Callie® Deep Yellow (GF)**  
#4.5 Pot / #8 TP / #10 HB / #12 TP  
F / ST / GH 4 - 8 / GS 12 - 16  
HT / FT / BF / HB / ND  
*True Yellow*



**Calibrachoa**  
**Callie® Light Blue (GF)**  
#4.5 Pot / #8 TP / #10 HB  
F / ST / GH 4 - 8 / GS 12 - 16  
HT / FT / BF / HB / ND  
*Light Blue w/ Yellow Throat*



**Calibrachoa**  
**Callie® Orange (GF)**  
#4.5 Pot / #8 TP / #10 HB  
F / ST / GH 4 - 8 / GS 12 - 16  
HT / FT / BF / HB / ND  
*Bright Orange w/ Red Eye*





**Calibrachoa**  
**Callie® Peach (GF)**  
 #4.5 Pot / #8 TP / #10 HB  
 F / ST / GH 4 - 8 / GS 12 - 16  
 HT / FT / BF / HB / ND  
*Light Salmon-Peach w/ Dark Red Eye*



**Calibrachoa**  
**Callie® Pink with Eye (GF)**  
 #4.5 Pot / #8 TP / #10 HB  
 F / ST / GH 4 - 8 / GS 12 - 16  
 HT / FT / BF / HB / ND  
*Pink w/ Yellow Eye*



**Calibrachoa**  
**Callie® Purple (GF)**  
 #4.5 Pot / #8 TP / #10 HB  
 F / ST / GH 4 - 8 / GS 12 - 16  
 HT / FT / BF / HB / ND  
*Dark Purple w/ Yellow Eye*



**Calibrachoa**  
**Callie® Rose (GF)**  
 #4.5 Pot / #8 TP / #10 HB / #12 TP  
 F / ST / GH 4 - 8 / GS 12 - 16  
 HT / FT / BF / HB / ND  
*Bright Violet-Rose*



**Calibrachoa**  
**Callie® Scarlet Red (GF)**  
 #4.5 Pot / #10 HB  
 F / ST / GH 4 - 8 / GS 12 - 16  
 HT / FT / BF / HB / ND  
*Intense Scarlet-Red w/ Yellow Throat*



**Calibrachoa**  
**Callie® Star Pink (GF)**  
 #4.5 Pot / #8 TP / #10 HB  
 F / ST / GH 4 - 8 / GS 12 - 16  
 HT / FT / BF / HB / ND  
*Pinwheeled Pink, White Bi-Color*



**Calibrachoa**  
**Callie® White (GF)**  
 #4.5 Pot / #8 TP / #10 HB / #12 TP  
 F / ST / GH 4 - 8 / GS 12 - 16  
 HT / FT / BF / HB / ND  
*Clean White w/ Pale Yellow Throat*



**Calibrachoa**  
**Callie® Yellow Imp. (GF)**  
 #4.5 Pot / #8 TP / #10 HB  
 F / ST / GH 4 - 8 / GS 12 - 16  
 HT / FT / BF / HB / ND  
*Soft Yellow*



**Calibrachoa**  
**Kabloom™ Deep Blue (Ball)**  
 306 HP  
 F / M-U / GH 8 - 12 / GS 10 - 14  
 HT / FT / BF / HB / ND  
*Violet w/ Slight Yellow Eye*



**Calibrachoa**  
**Kabloom™ Deep Pink (Ball)**  
 306 HP  
 F / T / GH 8 - 12 / GS 10 - 14  
 HT / FT / BF / HB / ND  
*Deep Pink w/ Slight Yellow Eye*



**Calibrachoa**  
**Kabloom™ Red (Ball)**  
 306 HP  
 F / T / GH 8 - 12 / GS 10 - 14  
 HT / FT / BF / HB / ND  
*Deep Red w/ Slight Yellow Eye*



**Calibrachoa**  
**Kabloom™ White (Ball)**  
 306 HP  
 F / M / GH 8 - 12 / GS 10 - 14  
 HT / FT / BF / HB / ND  
*Pure With w/ Slight Yellow Eye*



**Calibrachoa**  
**Kabloom™ Yellow (Ball)**  
 306 HP  
 F / U / GH 8 - 12 / GS 10 - 14  
 HT / FT / BF / HB / ND  
*Mid Yellow*







**Calibrachoa**  
**MiniFamous™ Dbl Amethyst (Sel)**  
 #4.5 Pot / #8 TP / #10 HB  
 F / ST / GH 6 - 10 / GS 12 - 16  
 DF / HT / FT / BF / HB / ND  
*Lavender*



**Calibrachoa**  
**MiniFamous™ Dbl Blue (Sel)**  
 #4.5 Pot / #8 TP / #10 HB  
 F / ST / GH 6 - 10 / GS 12 - 16  
 DF / HT / FT / BF / HB / ND  
*Deep Blue - Purple*



**Calibrachoa**  
**MiniFamous™ Dbl Chiffon (Sel)**  
 #4.5 Pot / #8 TP / #10 HB  
 F / ST / GH 6 - 10 / GS 12 - 16  
 DF / HT / FT / BF / HB / ND  
*Blush Pink*



**Calibrachoa**  
**MiniFamous™ Dbl Deep Yellow (Sel)**  
 #4.5 Pot / #8 TP / #10 HB  
 F / ST / GH 6 - 10 / GS 12 - 16  
 DF / HT / FT / BF / HB / ND  
*Dark Yellow*

**Calibrachoa MiniFamous Double**

The double flowered MiniFamous series of calibrachoa by Selecta brings these popular plants to a completely new level. The 1 to 2 inch true double blooms stay tidy all season never needing to be deadheaded. They are loaded with flowers that hummingbirds and butterflies cannot get enough of and stay in color from late spring into the fall. Both frost and heat tolerant, they should be planted in a spot or container that will receive full sun. Hanging baskets, window boxes or planters are the perfect way to utilize these beauties that come in a full range of colors.



**Calibrachoa**  
**MiniFamous™ Dbl Lemon (Sel)**  
 #4.5 Pot / #8 TP / #10 HB  
 F / ST / GH 6 - 10 / GS 12 - 16  
 DF / HT / FT / BF / HB / ND  
*Medium Yellow*



**Calibrachoa**  
**MiniFamous™ Dbl Magenta (Sel)**  
 #4.5 Pot / #8 TP / #10 HB  
 F / ST / GH 6 - 10 / GS 12 - 16  
 DF / HT / FT / BF / HB / ND  
*Magenta-Pink*



**Calibrachoa**  
**MiniFamous™ Dbl Pink (Sel)**  
 #4.5 Pot / #8 TP / #10 HB  
 F / ST / GH 6 - 10 / GS 12 - 16  
 DF / HT / FT / BF / HB / ND  
*Bright Rose Pink*



**Calibrachoa**  
**MiniFamous™ Dbl Purple (Sel)**  
 #4.5 Pot / #8 TP / #10 HB  
 F / ST / GH 6 - 10 / GS 12 - 16  
 DF / HT / FT / BF / HB / ND  
*Magenta Purple*




**Calibrachoa**  
**MiniFamous™ Dbl Red (Sel)**  
 #4.5 Pot / #8 TP / #10 HB  
 F / ST / GH 6 - 10 / GS 12 - 16  
 DF / HT / FT / BF / HB / ND  
*Deep Ruby Red*



**Calibrachoa**  
**MiniFamous™ Dbl White (Sel)**  
 #4.5 Pot / #8 TP / #10 HB  
 F / ST / GH 6 - 10 / GS 12 - 16  
 DF / HT / FT / BF / HB / ND  
*Bright White*



**Calibrachoa**  
**Over Easy™ (PW)**  
 #4.5 Pot / #10 HB  
 F / ST / GH 6 - 10 / GS 16 - 20  
 HT / FT / BF / HB / ND  
*Crisp White w/ Bright Yellow Throat*



**Calibrachoa**  
**Superbells® Blackberry Punch (PW)**  
 #4.5 Pot / #8 TP / #10 HB  
 F / ST / GH 6 - 10 / GS 16 - 20  
 HT / FT / BF / HB / ND  
*Magenta w/ Large Black Center*





**Calibrachoa**  
**Superbells® Cherry Red (PW)**  
 #4.5 Pot / #8 TP / #10 HB  
 F / ST / GH 6 - 10 / GS 16 - 20  
 HT / FT / BF / HB / ND  
*Cherry Red w/ Yellow Throat*

**Calibrachoa**  
**Superbells® Cherry Star (PW)**  
 #4.5 Pot / #8 TP / #10 HB  
 F / ST / GH 6 - 10 / GS 16 - 20  
 HT / FT / BF / HB / ND  
*Rich Cherry Bloom w/ Golden Star Pattern*



**Calibrachoa**  
**Superbells® Coralberry Punch (PW)**  
 #4.5 Pot / #8 TP / #10 HB  
 F / ST / GH 6 - 10 / GS 16 - 20  
 HT / FT / BF / HB / ND  
*Peachy-Pink w/ Red Eye*

**Calibrachoa**  
**Superbells® Dreamsicle (PW)**  
 #4.5 Pot / #10 HB  
 F / ST / GH 6 - 10 / GS 16 - 20  
 HT / FT / BF / HB / ND  
*Orange w/ Yellow Eye*

**Calibrachoa**  
**Superbells® Frostfire (PW)**  
 #4.5 Pot / #10 HB  
 F / ST / GH 6 - 10 / GS 16 - 20  
 HT / FT / BF / HB / ND  
*White w/ Yellow + Scarlet Throat*

**Calibrachoa**  
**Superbells® Grape Punch (PW)**  
 #4.5 Pot / #8 TP / #10 HB  
 F / ST / GH 6 - 10 / GS 16 - 20  
 HT / FT / BF / HB / ND  
*Lt. Grape Bloom w/ Dark Purple Center & Yellow Throat*



**Calibrachoa**  
**Superbells® Lemon Slice (PW)**  
 #4.5 Pot / #8 TP / #10 HB  
 F / ST / GH 6 - 10 / GS 16 - 20  
 HT / FT / BF / HB / ND  
*Star-Shaped Pattern of Yellow & White*

**Calibrachoa**  
**Superbells® Miss Lilac (PW)**  
 #4.5 Pot / #8 TP / #10 HB  
 F / ST / GH 6 - 10 / GS 16 - 20  
 HT / FT / BF / HB / ND  
*Soft, Light-Purple w/ Delicate Yellow Throat*

**Calibrachoa**  
**Superbells® Pink (PW)**  
 #4.5 Pot / #8 TP / #10 HB  
 F / ST / GH 6 - 10 / GS 16 - 20  
 HT / FT / BF / HB / ND  
*Hot Pink w/ Yellow Eye*

**Calibrachoa**  
**Superbells® Plum (PW)**  
 #4.5 Pot / #8 TP / #10 HB  
 F / ST / GH 6 - 10 / GS 16 - 20  
 HT / FT / BF / HB / ND  
*Plum Purple w/ Yellow Eye*



**Calibrachoa**  
**Superbells® Pomegranite Punch (PW)**  
 #4.5 Pot / #8 TP / #10 HB  
 F / ST / GH 10 - 14 / GS 16 - 24  
 HT / FT / BF / HB / ND  
*True Deep Red w/ Prominent Black - Red Center*

**Calibrachoa**  
**Superbells® Spicy (PW)**  
 #4.5 Pot / #8 TP / #10 HB  
 F / ST / GH 8 - 12 / GS 14 - 18  
 HT / FT / BF / HB / ND  
*Ever Changing, Warm Tones of Oranges, Red + Yellows*

**Calibrachoa**  
**Superbells® Strawberry Punch (PW)**  
 #4.5 Pot / #8 TP / #10 HB  
 F / ST / GH 8 - 12 / GS 14 - 18  
 HT / FT / BF / HB / ND  
*Pink to Dark Pink w/ Yellow Eye*

**Calibrachoa**  
**Superbells® Sweet Tart (PW)**  
 #4.5 Pot / #8 TP / #10 HB  
 F / ST / GH 8 - 12 / GS 16 - 20  
 HT / FT / BF / HB / ND  
*Lemon Yellow Center w/ Watermelon Pink Edges*





**Calibrachoa**  
**Superbells® Tequila Sunrise Imp. (PW)**  
 #4.5 Pot / #10 HB  
 F / ST / GH 8 - 12 / GS 16 - 20  
 HT / FT / BF / HB / ND  
*Splashes of Bright Cherry-Red, Golden Yellow*



**Calibrachoa**  
**Superbells® White (PW)**  
 #4.5 Pot / #10 HB  
 F / ST / GH 6 - 10 / GS 16 - 20  
 HT / FT / BF / HB / ND  
*White w/ Soft Yellow Eye*



**Calibrachoa**  
**Superbells® Yellow (PW)**  
 #4.5 Pot / #8 TP / #10 HB  
 F / ST / GH 6 - 10 / GS 16 - 20  
 HT / FT / BF / HB / ND  
*Deep Yellow*



**Calibrachoa**  
**Superbells® Yellow Chiffon (PW)**  
 #4.5 Pot / #8 TP / #10 HB  
 F / ST / GH 6 - 10 / GS 16 - 20  
 HT / FT / BF / HB / ND  
*Creamy Yellow w/ Yellow Veins & Eye*



**Calla Lillies**  
**Callifornia Red - Red**  
 #8 Sq. Pot  
 F / U / GH 14 - 24  
 FL / CF / DGF  
*True Red*



**Calla Lillies**  
**Coral Passion - Coral**  
 #8 Sq. Pot  
 F / U / GH 16 - 22  
 CF / GF  
*Pale Apricot*



**Calla Lillies**  
**Flame - Orange**  
 #8 Sq. Pot  
 F / U / GH 16 - 24  
 V / CF / SPO  
*Begins Yellow, Edged w/ Orange to Deeper Orange at Maturity*



**Calla Lillies**  
**Garnet Glow - Hot Pink**  
 #8 Sq. Pot  
 F / U / GH 12 - 20  
 CF / GF  
*Bright, Hot Pink w/ Slight Dark Eye*



**Calla Lillies**  
**Gold Rush - Yellow**  
 #8 Sq. Pot  
 F / U / GH 16 - 21  
 CF / SPO  
*Rich Yellow*



**Calla Lillies**  
**Mint Julip - Ivory**  
 #8 Sq. Pot  
 F / U / GH 13 - 19  
 FL / CF / PGF  
*Cream-Ivory*



**Calla Lillies**  
**Neon Armour - Hot Pink/Red**  
 #8 Sq. Pot  
 F / U / GH 13 - 19  
 CF / GF  
*Range from Hot Pink to Bright Red*



**Calla Lillies**  
**Nightlife - Dark Purple/Black**  
 #8 Sq. Pot  
 F / U / GH 18 - 20  
 CF / GF  
*Dark Purple/almost Black*



**Calla Lillies**  
**Pink Cloud - Soft Pink**  
 #8 Sq. Pot  
 F / U / GH 14 - 24  
 CF / GF  
*Candy Pink & Snow White Bi-Color*



**Calla Lillies**  
**Sunshine - Yellow**  
 #8 Sq. Pot  
 F / U / GH 18 - 23  
 CF / SPO  
*Bright, Light Yellow*



**Calla Lillies**  
**Twilight - Lavender Bicolor**  
 #8 Sq. Pot  
 F / U / GH 11 - 18  
 CF / SPO  
*Wide Margin of Lavender on a Cream Base*





# CANNOVA

*An excellent garden performer*

The Cannova series takes cannas to a completely new level. This seed-raised F1 hybrid is an excellent garden performer with perfect leaf quality and a compact & branched habit. Plant them in full sun and space about seven to ten inches apart to give your garden that Mediterranean flair. Deadheading is not needed but removing spent flowers will encourage re-blooming. Use any one of the four varieties offered to wow in the landscape or utilize as a thriller in mixed containers.



**Cannas**  
**Cannova Bronze Scarlet (Ball)**  
 #4.5 Pot / #8 Sq. Pot  
 F / U / GH 32 - 36 / GS 18 - 24  
 C / HT / ND  
*Scarlet flowers on Dark Foliage*



**Cannas**  
**Cannova Red Shades (Ball)**  
 #4.5 Pot / #8 Sq. Pot  
 F / U / GH 32 - 36 / GS 18 - 24  
 C / HT / ND  
*Red*



**Cannas**  
**Cannova Rose (Ball)**  
 #4.5 Pot / #8 Sq. Pot  
 F / U / GH 32 - 36 / GS 18 - 24  
 C / HT / ND  
*Rose*



**Cannas**  
**Cannova Yellow (Ball)**  
 #4.5 Pot / #8 Sq. Pot  
 F / U / GH 32 - 36 / GS 18 - 24  
 C / HT / ND  
*Yellow*



**Celosia**  
**Intenz (Ball)**  
 #4.5 Pot  
 F / U / GH 14 - 18 / GS 12  
 CF / DT / HT / DR  
*Bold Purple Spikes*



**Chrysocephalum**  
**Flambe™ Yellow (PW)**  
 #4.5 Pot  
 F / T / GH 10 - 12 / GS 16 - 20  
 HT / DT / ND  
*Golden Yellow Pearl-Like Blooms on Silver - Gray Foliage*




**Cleome**  
**Clio Magenta (Danziger)**  
 #4.5 Pot / #8 TP  
 F / U / GH 18 - 36 / GS 12 - 24  
 BF / HB / DT  
*4 - 6 inch Purple - Pink Spider Blooms*



**Coleus**  
**Alabama (Fides/Oro)**  
 #4.5 Pot  
 PS / M-U / GH 18 - 24 / GS 12 - 14  
 ST / HT / DR / BF / HB  
*Lime Green Leaves Mature to Brick Red w/ Golden Yellow Edge*



**Coleus**  
**Aurora Black Cherry (SB)**  
 #6 Pot  
 PS / M-U / GH 10 - 12 / GS 10 - 12  
 ST / HT / DR / BF / HB  
*Blend of Deep Red tones w/ striking Green margins*



**Coleus**  
**Coleosaurus (SB)**  
 #6 Pot  
 F-PS / U / GH 24 - 26 / GS 24 - 26  
 SunT / HT / DR / BF / HB  
*Vibrant Dark Red w/ Lime Green foliage*



**Coleus**  
**Defiance (Ecke)**  
 #4.5 Pot  
 PS / M-U / GH 18 - 24 / GS 15 - 18  
 ST / HT / DR / BF / HB  
*Bright Red Center w/ Wide Chartreuse Yellow Edge*



**Coleus**  
**Dipt in Wine (Ecke)**  
 #4.5 Pot  
 PS / M-U / GH 24 - 30 / GS 12 - 18  
 ST / HT / DR / BF / HB  
*Burgundy leaves w/ Lime Green edging & Chartreuse Yellow splashes*





**Coleus**  
**El Brighto (PS)**  
 #6 Pot  
 PS / M-U / GH 36 - 42 / GS 14 - 18  
 ST / HT / DR / BF / HB  
*Eggplant & Chili-Pepper-Red serrated leaves edged in Yellow*



**Coleus**  
**Electric Lime® (SB)**  
 #4.5 Pot / #8 TP / #12 TP  
 PS / M-U / GH 14 - 20 / GS 16 - 24  
 ST / HT / DR / BF / HB  
*Bright Lemon-Lime Leaves w/ Web of Bright Yellow Markings*



**Coleus**  
**Fishnet Stockings (PS)**  
 #4.5 Pot  
 PS / M-U / GH 24 - 36 / GS 12 - 16  
 ST / HT / DR / BF / HB  
*Wide Apple-Green leaves w/ Burgundy veins*



**Coleus**  
**Gay's Delight (PS)**  
 #4.5 Pot  
 PS / M-U / GH 24 - 36 / GS 12 - 16  
 ST / HT / DR / BF / HB  
*Lime-Green leaves w/ Red to Purple markings*



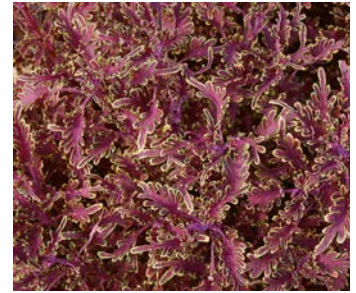
**Coleus**  
**Henna (SB)**  
 #4.5 Pot / #8 TP / #12 TP  
 PS / M-U / GH 22 - 28 / GS 14 - 16  
 ST / HT / DR / BF / HB  
*Chartreuse to Copper Serrated Leaves w/ Dark Burgundy Underside*



**Coleus**  
**Honey Crisp (SB)**  
 #4.5 Pot / #8 TP / #12 TP  
 PS / M-U / GH 18 - 30 / GS 24 - 28  
 ST / HT / DR / BF / HB  
*Cream Leaves w/ Green Flecks, Rose Edges & Peek-A-Boo Red Underside*




**Coleus**  
**Kingswood Torch (Fides/Oro)**  
 #4.5 Pot / #8 TP / #12 TP / #6 Pot  
 PS / M-U / GH 36 - 42 / GS 12 - 16  
 ST / HT / DR / BF / HB  
*Magenta overlaid in Burgundy w/ Lime Green edging*



**Coleus**  
**Kiwi Fern (Ecke)**  
 #4.5 Pot  
 PS / M-U / GH 15 - 20 / GS 14 - 20  
 ST / HT / DR / BF / HB  
*Dark Purple & Red fern shaped leaves w/ Yellow-Green edges*







# COLEUS KONG JR

*POP of color in the SHADE*

Being more compact with about 30% smaller leaves than its parent 'Kong' series make the Kong Jr. series great for not only the landscape but planters as well. Reaching heights near two feet and a width of up to over 30 inches these attractive serrated point leafed plants are perfect for big color in shady spots. Plant them near entryways, as a background plant in the landscape, under trees, or patio pots, wherever you have a need for a pop of color in the shade, any of the four Kong Jr. varieties will do the trick. Their big appeal does not mean a big amount of work. Another positive about these low maintenance beauties is that they are not very appealing to your local deer population. One maintenance tip would be to remove any flower stems that pop up so the plants can continue to focus all their energy on large foliage growth.



**Coleus**  
**Kong Jr. Green Halo (SB)**  
 #4.5 Pot / #8 TP / 306 HP  
 S / M-U / GH 18 - 24 / GS 20 - 35  
 ST / HT / DR / BF / HB  
*Cream colored leaves w/ wide Green margins*



**Coleus**  
**Kong Jr. Lime Vein (SB)**  
 #4.5 Pot / #8 TP / 306 HP  
 S / M-U / GH 18 - 24 / GS 20 - 35  
 ST / HT / DR / BF / HB  
*Lime Green w/ Crimson veins & Green margins*



**Coleus**  
**Kong Jr. Rose (SB)**  
 #4.5 Pot / #8 TP / 306 HP / #6 Pot  
 S / M-U / GH 18 - 24 / GS 20 - 35  
 ST / HT / DR / BF / HB  
*Deep Pink w/ Green edges*



**Coleus**  
**Kong Jr. Scarlet (SB)**  
 #4.5 Pot / #8 TP / 306 HP / #6 Pot  
 S / M-U / GH 18 - 24 / GS 20 - 35  
 ST / HT / DR / BF / HB  
*Deep Scarlet w/ Chartreuse edging*



**Coleus**  
**Kong® Mosaic (SB)**  
 #4.5 Pot / #8 TP  
 S / M-U / GH 18 - 20 / GS 15 - 18  
 ST / HT / DR / BF / HB  
*Large Leaves of Bright Green w/ Shades of Cream, Red*



**Coleus**  
**Kong® Red (SB)**  
 #4.5 Pot / #8 TP / #6 Pot  
 S / M-U / GH 18 - 20 / GS 15 - 18  
 ST / HT / DR / BF / HB  
*Large Leaves of Bright Lime-Green Edge w/ Magenta base, Bright Red Flare in Center*




**Coleus**  
**Kong® Rose (SB)**  
 #4.5 Pot / #8 TP  
 S / M-U / GH 18 - 20 / GS 15 - 18  
 ST / HT / DR / BF / HB  
*Large Leaves edged in Lime-Green w/ Bright Rose & Magenta centers w/ Ivory Markings*



**Coleus**  
**Kong® Salmon Pink (SB)**  
 #4.5 Pot / #8 TP  
 S / M-U / GH 18 - 20 / GS 15 - 18  
 ST / HT / DR / BF / HB  
*Large Leaves of Salmon Pink & Chocolate Brown Leaves w/ Green Edge*





**Coleus**  
**Mint Mocha (SB)**  
 #4.5 Pot  
 PS / M-U / GH 18 - 24 / GS 14 - 16  
 ST / HT / DR / BF / HB  
*Green Ducksfoot-Type Leaves w/ Mottled Yellow & Red Flecks*



**Coleus**  
**Neptune's Net (PS)**  
 #6 Pot  
 PS / M-U / GH 18 - 24 / GS 12 - 16  
 ST / HT / DR / BF / HB  
*Lime Green foliage covered w/ a Deep Burgundy netting*



**Coleus**  
**Panettone (PS)**  
 #6 Pot  
 PS / M-U / GH 24 - 36 / GS 12 - 16  
 ST / HT / DR / BF / HB  
*Multicolored Burgundy, Green, Red & Yellow foliage*



**Coleus**  
**Red Head (SB)**  
 #4.5 Pot / #8 TP / #12 TP / #6 Pot  
 PS / M-U / GH 18 - 24 / GS 16 - 28  
 ST / HT / DR / BF / HB  
*Bright Red*



**Coleus**  
**Trusty Rusty (SB)**  
 #4.5 Pot / #8 TP / #12 TP  
 PS / M-U / GH 18 - 24 / GS 16 - 28  
 ST / HT / DR / BF / HB  
*Copper Leaves Outlined in Golden Yellow*



**Coleus**  
**Vino (SB)**  
 #4.5 Pot / #8 TP / #12 TP  
 PS / M-U / GH 18 - 30 / GS 24 - 28  
 ST / HT / DR / BF / HB  
*Deep Wine w/ Lime Edging*



**Dahlia**  
**Alabama (Fides/Oro)**  
 #4.5 Pot  
 F/PS / M-U / GH 8 - 10 / GS 10 - 14  
 DR / BF / HB / C / DF / CF  
*Yellow*



**Dahlia**  
**Carolina (Fides/Oro)**  
 #4.5 Pot  
 F/PS / M-U / GH 8 - 10 / GS 10 - 14  
 DR / BF / HB / C / DF / CF  
*Dark Red w/ Yellow Center*



**Dahlia**  
**Carolina Burgundy (Fides/Oro)**  
 #4.5 Pot  
 F/PS / M-U / GH 8 - 10 / GS 10 - 14  
 DR / BF / HB / C / DF / CF  
*Burgundy w/ Yellow Center*



**Dahlia**  
**Carolina Orange (Fides/Oro)**  
 #4.5 Pot  
 F/PS / M-U / GH 8 - 10 / GS 10 - 14  
 DR / BF / HB / C / DF / CF  
*Dark Orange w/ Yellow Center*



**Dahlia**  
**Lisa Dark Pink (Fides/Oro)**  
 #4.5 Pot  
 F/PS / M-U / GH 8 - 10 / GS 10 - 14  
 DR / BF / HB / C / DF / CF  
*Dark Pink w/ Yellow Center*



**Dahlia**  
**Lisa White (Fides/Oro)**  
 #4.5 Pot  
 F/PS / M-U / GH 8 - 10 / GS 10 - 14  
 DR / BF / HB / C / DF / CF  
*White w/ Slight Yellow Cast*



**Dahlia**  
**Montana (Fides/Oro)**  
 #4.5 Pot  
 F/PS / M-U / GH 8 - 10 / GS 10 - 14  
 DR / BF / HB / C / DF / CF  
*Yellow*



**Dahlia**  
**New York (Fides/Oro)**  
 #4.5 Pot  
 F/PS / M-U / GH 8 - 10 / GS 10 - 14  
 DR / BF / HB / C / DF / CF  
*Bi-Color White & Pink*





**Dahlia**  
**Oregon (Fides/Oro)**  
 #4.5 Pot  
 F/PS / M-U / GH 8 - 10 / GS 10 - 14  
 DR / BF / HB / C / DF / CF  
*Red w/ Yellow Center*

**Dahlia**  
**Texas (Fides/Oro)**  
 #4.5 Pot  
 F/PS / M-U / GH 8 - 10 / GS 10 - 14  
 DR / BF / HB / C / DF / CF  
*Pink-Salmon*



**Dahlia**  
**Grandalia™ Deep Red (GF)**  
 #8 TP / #12 TP  
 F/PS / M-U / GH 12 - 14 / GS 16 - 20  
 DR / BF / HB / DF / CF  
*Deep Red*

**Dahlia**  
**Grandalia™ Orange (GF)**  
 #8 TP / #12 TP  
 F/PS / M-U / GH 12 - 14 / GS 16 - 20  
 DR / BF / HB / DF / CF  
*Vibrant Orange*

**Dahlia**  
**Grandalia™ Pink (GF)**  
 #8 TP / #12 TP  
 F/PS / M-U / GH 14 - 16 / GS 18 - 22  
 DR / BF / HB / DF / CF  
*Bright Pink*

**Dahlia**  
**Grandalia™ Rose Swirl (GF)**  
 #8 TP / #12 TP  
 F/PS / M-U / GH 12 - 14 / GS 16 - 20  
 DR / BF / HB / DF / CF  
*Bi-Color Rose w/ Yellow Hue*



**Dahlia**  
**Grandalia™ Sunrise (GF)**  
 #8 TP / #12 TP  
 F/PS / M-U / GH 12 - 14 / GS 16 - 20  
 DR / BF / HB / DF / CF  
*Bi-Color Rose & Yellow*

**Dahlia**  
**Grandalia™ White (GF)**  
 #8 TP / #12 TP  
 F/PS / M-U / GH 12 - 14 / GS 16 - 20  
 DR / BF / HB / DF / CF  
*White w/ Slight Yellow Cast*

**Dahlia**  
**Grandalia™ Yellow (GF)**  
 #8 TP / #12 TP  
 F/PS / M-U / GH 12 - 14 / GS 16 - 20  
 DR / BF / HB / DF / CF  
*Lemon Yellow*

**Dahlia**  
**Hypnotica® Bronze Bi-Color (F/O)**  
 #12 TP  
 F/PS / M-U / GH 15 - 19 / GS 13 - 15  
 DR / BF / HB / DF / HT / CF  
*Bronze Bi-Color*



**Dahlia**  
**Hypnotica® Lavender (Fides/Oro)**  
 #12 TP  
 F/PS / M-U / GH 15 - 19 / GS 13 - 15  
 DR / BF / HB / DF / HT / CF  
*Lavender-Pink*

**Dahlia**  
**Hypnotica® Orange (Fides/Oro)**  
 #12 TP  
 F/PS / M-U / GH 15 - 19 / GS 13 - 15  
 DR / BF / HB / DF / HT / CF  
*Salmon-Orange*

**Dahlia**  
**Hypnotica® Red (Fides/Oro)**  
 #12 TP  
 F/PS / M-U / GH 15 - 19 / GS 13 - 15  
 DR / BF / HB / DF / HT / CF  
*True Red*

**Dahlia**  
**Hypnotica® Yellow (Fides/Oro)**  
 #12 TP  
 F/PS / M-U / GH 15 - 19 / GS 13 - 15  
 DR / BF / HB / DF / HT / CF  
*Vibrant Yellow*





**Diascia**  
**Darla® Appleblossom (GF)**  
 #4.5 Pot / #10 HB  
 F/PS / M / GH 12 - 14 / GS 12 - 14  
 BF / HB / ND / FT  
*Soft Pink w/ White Bi-Color*



**Diascia**  
**Darla® Deep Salmon (GF)**  
 #4.5 Pot / #8 TP / #10 HB  
 F/PS / M / GH 12 - 14 / GS 12 - 14  
 BF / HB / ND / FT  
*Salmon-Peach*



**Diascia**  
**Darla® Light Pink (GF)**  
 #4.5 Pot / #8 TP / #10 HB  
 F/PS / M / GH 12 - 14 / GS 12 - 14  
 BF / HB / ND / FT  
*Light Pink*



**Diascia**  
**Darla® Orange (GF)**  
 #4.5 Pot / #10 HB  
 F/PS / M / GH 12 - 14 / GS 12 - 14  
 BF / HB / ND / FT  
*Sherbet Orange*



**Diascia**  
**Darla® Red (GF)**  
 #4.5 Pot / #8 TP / #10 HB  
 F/PS / M / GH 10 - 12 / GS 10 - 12  
 BF / HB / ND / FT / C  
*Brick Red*



**Diascia**  
**Darla® Rose (GF)**  
 #4.5 Pot / #10 HB  
 F/PS / M / GH 12 - 14 / GS 12 - 14  
 BF / HB / ND / FT  
*Rose-Pink*

# DOROTHEANTHUS

## *Mezoo Trailing Red*

With its succulent green leaves edged with white and accented with small, button-sized red flowers this is a great alternative to variegated vinca vine. Tolerates wet or dry spaces, full sun or partial, both drought and heat tolerant, this is one versatile and low maintenance plant. Spreads to around 18 to 20 inches and is great as trailing filler in baskets and containers or use as ground cover or in your rock garden. Unlike other similar plants, the petals on the Mezoo Trailing Red remain open even during cloudy weather.



**Diascia**  
**Darla® White (GF)**  
 #4.5 Pot / #8 TP / #10 HB  
 F/PS / M / GH 12 - 14 / GS 12 - 14  
 BF / HB / ND / FT  
*White*



**Dorotheanthus**  
**Mezoo Trailing Red (GF)**  
 #4.5 Pot  
 F/PS / T / GH 6 - 8 / GS 18 - 20  
 HT / DT / V / SUC  
*Dime Size Dp Rose-Red blooms on Succulent Foliage*



**Double Impatiens**  
**Silhouette® Appleblossom (GF)**  
 #4.5 Pot / #8 HB  
 PS/S / M / GH 8 - 10 / GS 8 - 10  
 ST / BF / HB / ND / DF / DMS  
*Light Peach-Pink*



**Double Impatiens**  
**Silhouette® Cherry (GF)**  
 #4.5 Pot / #8 HB  
 PS/S / M / GH 10 - 12 / GS 10 - 12  
 ST / BF / HB / ND / DF / DMS  
*Cherry Red*





“Aside from your product being consistently of good quality and fairly priced, your entire staff is consistently pleasant, helpful, courteous and friendly.”

– Hopewell Junction, NY





**Double Impatiens**  
**Silhouette® Light Pink (GF)**  
 #4.5 Pot / #8 HB  
 PS/S / M / GH 8 - 10 / GS 8 - 10  
 ST / BF / HB / ND / DF / DMS  
*Light Pink*

**Double Impatiens**  
**Silhouette® Purple (GF)**  
 #4.5 Pot / #8 HB  
 PS/S / M / GH 10 - 12 / GS 10 - 12  
 ST / BF / HB / ND / DF / DMS  
*Purple*



**Double Impatiens**  
**Silhouette® Rose (GF)**  
 #4.5 Pot / #8 HB  
 PS/S / M / GH 10 - 12 / GS 10 - 12  
 ST / BF / HB / ND / DF / DMS  
*Deep Pink*



**Double Impatiens**  
**Silhouette® Salmon (GF)**  
 #4.5 Pot / #8 HB  
 PS/S / M / GH 10 - 12 / GS 10 - 12  
 ST / BF / HB / ND / DF / DMS  
*Vibrant Salmon*



**Double Impatiens**  
**Silhouette® White (GF)**  
 #4.5 Pot / #8 HB  
 PS/S / M / GH 8 - 10 / GS 8 - 10  
 ST / BF / HB / ND / DF / DMS  
*Pure White*



**Euphorbia**  
**Breathless® Blush (SB)**  
 #4.5 Pot  
 F/PS / M / GH 8 - 12 / GS 20 - 24  
 HT / DT / DR / ND  
*Airy Light Pink fades to White on Red-Flushed Leaf*



**Euphorbia**  
**Euphoric™ White (GF)**  
 #4.5 Pot  
 F/PS / M / GH 14 - 20 / GS 14 - 20  
 HT / DT / DR / ND / V  
*Clouds of Small White Flowers*



**Evolvulus**  
**Blue My Mind (PW)**  
 #4.5 Pot / #8 TP / #10 HB / #12 TP  
 F / M-T / GH 6 - 12 / GS 12 - 24  
 HT / DT / ND / BF  
*Nickle Sized True Blue Flowers on Silvery Green Foliage*



**Helicrysum**  
**Silverstar (Dummen)**  
 #4.5 Pot  
 F/PS / ST / GH 8 - 12 / GS 16 - 20  
 DR / HT / DT  
*Silver Foliage*



**Heliotrope**  
**Marino Blue (Ball)**  
 #4.5 Pot / #8 TP  
 F/PS / U / GH 10-14 / GS 12-18  
 HT / DR / BF / HB / F  
*Dark Blue w/ White Center around a Dark Eye*

## EVOLVULUS

### *Blue My Mind*

A recent introduction from Proven Winners is the eye catching Evolvulus Blue My Mind. It is a significant upgrade over older varieties of Evolvulus that will shine in the Northeast once you get into the hotter months of July and August. It has nickel-sized blooms in one of the most sought after colors in the garden, true blue. The foliage is silvery-green and will reach between 6 to 12 inches in height and trails up to 24 inches. It is great in the landscape (space between 8 to 12 inches apart), perfect in a hanging basket, or use as a spiller in containers. No deadheading is required and the plant is extremely heat tolerant performing best in full sun.





**Gerberas**  
**Jaguar™ Mix**  
 #4.5 Pot  
 F/PS / U / GH 10 - 12 / GS 8 - 12  
 C / BF / CF / HT



**Gerberas**  
**Mega Revolution™ Mix**  
 #4.5 Pot / #12 TP  
 F/PS / U / GH 12 - 16 / GS 8  
 V / BF / CF / HT



**Gerberas**  
**Midi Fireball**  
 #4.5 Pot  
 F/PS / U / GH 10 - 20 / GS 12 - 15  
 BF / CF / HT  
*Bi-Color Orange & Yellow w/ Black Eye*



**Gerberas**  
**Midi Dark Fireball**  
 #4.5 Pot  
 F/PS / U / GH 10 - 20 / GS 12 - 15  
 BF / CF / HT  
*Bi-Color Red & Yellow w/ Black Eye*



**Gerberas**  
**Midi Eyecatcher Red**  
 #4.5 Pot  
 F/PS / U / GH 10 - 20 / GS 12 - 15  
 BF / CF / HT  
*Bi-Color Red & White w/ Black Eye*



**Gerberas**  
**Midi Eyecatcher Purple**  
 #4.5 Pot  
 F/PS / U / GH 10 - 20 / GS 12 - 15  
 BF / CF / HT  
*Bi-Color Light Purple & White w/ Black Eye*



**Gerberas**  
**Midi Monet**  
 #4.5 Pot  
 F/PS / U / GH 10 - 20 / GS 12 - 15  
 BF / CF / HT  
*Bi-Color Pink & White w/ Black Eye*



**Gerberas**  
**Revolution™ Mix**  
 #4.5 Pot  
 F/PS / U / GH 12 - 16 / GS 5 - 6  
 C / BF / CF / HT



**Gerberas**  
**Royal™ Premium Mix**  
 #8 TP  
 F/PS / U / GH 12 - 15 / GS 8 - 12  
 BF / CF / HT



**Gerberas**  
**Sundayz® Midi Mix**  
 #4.5 Pot / #8 TP  
 F/PS / U  
 BF / CF / HT / DF





**Hiemalis Begonia  
Batik (Dummen)**  
#4.5 Pot  
PS/S / M / GH 10 - 14 / GS 8 - 10  
SDF  
*Deep Orange*



**Hiemalis Begonia  
Blitz (Dummen)**  
#4.5 Pot  
PS/S / M / GH 10 - 14 / GS 8 - 10  
SDF  
*Bright Yellow*



**Hiemalis Begonia  
Carneval (Dummen)**  
#4.5 Pot  
PS/S / M / GH 10 - 14 / GS 8 - 10  
SDF  
*Orange, Yellow Bi-Color*



**Hiemalis Begonia  
Clara (Dummen)**  
#4.5 Pot  
PS/S / M / GH 10 - 14 / GS 8 - 10  
SDF  
*Pure White*



**Hiemalis Begonia  
Dark Britt (Dummen)**  
#4.5 Pot  
PS/S / M / GH 10 - 14 / GS 8 - 10  
SDF  
*Tangerine Orange*



**Hiemalis Begonia  
Eva (Dummen)**  
#4.5 Pot  
PS/S / M / GH 10 - 14 / GS 8 - 10  
SDF  
*Yellow, Rose Bi-Color*



**Hiemalis Begonia  
Nelly (Dummen)**  
#4.5 Pot  
PS/S / M / GH 10 - 14 / GS 8 - 10  
SDF  
*Light Pink*



**Hiemalis Begonia  
Netja Dark (Dummen)**  
#4.5 Pot  
PS/S / M / GH 10 - 14 / GS 8 - 10  
SDF  
*Dark Pink-Rose*





**Hiemalis Begonia  
Polly (Dummen)**  
#4.5 Pot  
PS/S / M / GH 10 - 14 / GS 8 - 10  
SDF  
*Rose, White Bi-Color*



**Hiemalis Begonia  
Veronica (Dummen)**  
#4.5 Pot  
PS/S / M / GH 10 - 14 / GS 8 - 10  
SDF  
*Cherry Red*



**Hiemalis Begonia  
Dragone Champagne (Dummen)**  
#8TP / #10 HB  
PS/S / M / GH 10 - 14 / GS 8 - 10  
DF  
*Cognac, Rose Bi-Color*



**Hiemalis Begonia  
Dragone Dusty Rose (Dummen)**  
#6 Pot / #8TP / #10 HB / #12 Bowl  
PS/S / M / GH 10 - 14 / GS 8 - 10  
DF  
*Pink*



**Hiemalis Begonia  
Dragone Rosewood (Dummen)**  
#8TP / #10 HB  
PS/S / M / GH 10 - 14 / GS 8 - 10  
DF  
*Red*



**Hiemalis Begonia  
Dragone Sunset (Dummen)**  
#6 Pot / #8TP / #10 HB  
PS/S / M / GH 10 - 14 / GS 8 - 10  
DF  
*Pink, Yellow Blush Bi-Color*



**Hiemalis Begonia  
Dragone White Blush (Dummen)**  
#8TP / #10 HB  
PS/S / M / GH 10 - 14 / GS 8 - 10  
DF  
*White, Pink Bi-Color*



**Hiemalis Begonia  
Rhine Borias (Dummen)**  
#6 Pot  
PS/S / M / GH 10 - 14 / GS 8 - 10  
DF  
*Soft Pink*



**Hiemalis Begonia  
Rhine Brigitte (Dummen)**  
#6 Pot / #8TP / #10 HB / #12 Bowl  
PS/S / M / GH 10 - 14 / GS 8 - 10  
DF  
*Deep Orange*




**Hiemalis Begonia  
Rhine Nadine (Dummen)**  
#6 Pot / #8TP / #10 HB / #12 Bowl  
PS/S / M / GH 10 - 14 / GS 8 - 10  
SDF  
*Rich Yellow*



**Hiemalis Begonia  
Rhine Olympic Red (Dummen)**  
#6 Pot / #8TP / #10 HB / #12 Bowl  
PS/S / M / GH 10 - 14 / GS 8 - 10  
DF  
*Deep Red*



**Hiemalis Begonia  
Rhine Rio (Dummen)**  
#8TP / #10 HB  
PS/S / M / GH 10 - 14 / GS 8 - 10  
DF  
*Yellow, Orange-Red Bi-Color*







**TOOTHED:**  
Sweet Caroline  
Bewitched Purple



**CORDATE/HEART:**  
Sidekick Lime, Sidekick Black  
Heart, Sweet Caroline Sweet  
Heart Light Green, Sweet  
Caroline Sweet Heart Purple,  
Sweet Caroline Sweet Heart Red



**PALMATE:**  
Sidekick Black, Sidekick Bronze, Illu-  
sion Emerald Lace, Illusion Garnet Lace,  
Illusion Midnight Lace, Sweet Caroline  
Bronze, Sweet Caroline Light Green,  
Sweet Caroline Raven, Sweet Caroline  
Red



**Ipomoea**  
**Sidekick™ Black (GF)**  
#4.5 Pot  
F/PS / M-T / GH 12 - 14 / GS 30 - 36  
HT / DT / ND  
*Dark Purple Palmate Leaves*



**Ipomoea**  
**Sidekick™ Black Heart (GF)**  
#4.5 Pot  
F/PS / M-T / GH 14 - 16 / GS 32 - 38  
HT / DT / ND / V  
*Dark Purple Cordate/Heart Leaves*



**Ipomoea**  
**Sidekick™ Bronze (GF)**  
#4.5 Pot  
F/PS / M-T / GH 12 - 14 / GS 30 - 36  
HT / DT / ND  
*Bronze Palmate Leaves w/ Purple Veins*



**Ipomoea**  
**Sidekick™ Lime (GF)**  
#4.5 Pot  
F/PS / M-T / GH 12 - 14 / GS 30 - 36  
HT / DT / ND  
*Bright Chartreuse Cordate/Heart Leaves*



**Ipomoea**  
**Sweet Caroline Bewitched Purple (PW)**  
#4.5 Pot  
F/PS / M-T / GH 6 - 8 / GS 18 - 24  
HT / DT / ND / C  
*Large-Toothed, Purple Leaves*



**Ipomoea**  
**Sweet Caroline Bronze (PW)**  
#4.5 Pot  
F/PS / M-T / GH 6 - 8 / GS 18 - 24  
HT / DT / ND  
*Bronze to Purple-Bronze Palmate Leaves w/  
Purple Veins*



**Ipomoea**  
**Sweet Caroline Illusion® Emerald Lace (PW)**  
#4.5 Pot  
F/PS / M / GH 8 - 10 / GS 10 - 12  
HT / DT / ND / C  
*Deeply Dissected Emerald Green Palmate Leaves*



**Ipomoea**  
**Sweet Caroline Illusion® Garnet Lace (PW)**  
#4.5 Pot  
F/PS / M / GH 8 - 10 / GS 10 - 12  
HT / DT / ND / C  
*Deeply Dissected Garnet-Red Palmate Leaves*





**Ipomoea**  
**Sweet Caroline Illusion® Midnight Lace (PW)**  
 #4.5 Pot  
 F/PS / M / GH 8 - 10 / GS 10 - 12  
 HT / DT / ND / C  
*Deeply Dissected Dark Purple Palmate Leaves w/ Magenta Veins*



**Ipomoea**  
**Sweet Caroline Light Green (PW)**  
 #4.5 Pot  
 F/PS / M-T / GH 6 - 8 / GS 18 - 24  
 HT / DT / ND  
*Chartreuse Foliage Palmate Leaves*



**Ipomoea**  
**Sweet Caroline Raven (PW)**  
 #4.5 Pot  
 F/PS / M-T / GH 6 - 8 / GS 18 - 24  
 HT / DT / ND  
*Rich, Dark Purple-Black Palmate Leaves*

“ We bring in nothing but top quality material and your annuals were exactly that. ”

– Holmdel, NJ



**Ipomoea**  
**Sweet Caroline Red (PW)**  
 #4.5 Pot  
 F/PS / M-T / GH 6 - 8 / GS 18 - 24  
 HT / DT / ND / C  
*Dark Burgundy-Red Palmate Leaves*



**Ipomoea**  
**Sweet Caroline Sweet Heart Lt. Green (PW)**  
 #4.5 Pot  
 F/PS / M-T / GH 6 - 8 / GS 18 - 24  
 HT / DT / ND  
*Light Green to Chartreuse Cordate/Heart Leaves*



**Ipomoea**  
**Sweet Caroline Sweet Heart Purple (PW)**  
 #4.5 Pot  
 F/PS / M-T / GH 6 - 8 / GS 18 - 24  
 HT / DT / ND  
*Dark Purple Cordate/Heart Leaves*



**Ipomoea**  
**Sweet Caroline Sweet Heart Red (PW)**  
 #4.5 Pot  
 F/PS / M-T / GH 6 - 8 / GS 18 - 24  
 HT / DT / ND / C  
*Red-Purple to Red-Bronze Cordate/Heart Leaves*







IVY GERANIUMS



**Ivy Geraniums**  
**Caliente® Coral (SF)**  
 #4.5 Pot / #6 Pot / #8 HB / #10 HB  
 F/PS / M / GH 12 - 14 / GS 12 - 14  
 IC / SF / HT / DT / DR / BF  
*Coral*



**Ivy Geraniums**  
**Caliente® Dark Rose (SF)**  
 #4.5 Pot / #8 HB / #10 HB / #14 MB  
 F/PS / M / GH 12 - 14 / GS 12 - 14  
 IC / SF / HT / DT / DR / BF  
*Bold Dark Rose*

**Focus on Caliente Series**  
 The hybrid geranium craze began with the Caliente series. This Ivy-Zonal cross is at the top of the performance class in the landscape department. These well-branched landscape performers with their self-cleaning flowers, heat-loving attitude, drought tolerance, all summer flower power, and exceptional edema resistance should be at the top of your list.



**Ivy Geraniums**  
**Caliente® Deep Red (SF)**  
 #4.5 Pot / #6 Pot / #8 HB / #10 HB / #14 MB  
 F/PS / M / GH 12 - 14 / GS 12 - 14  
 IC / SF / HT / DT / DR / BF  
*True Red*



**Ivy Geraniums**  
**Caliente® Fire (SF)**  
 #4.5 Pot / #8 HB / #10 HB  
 F/PS / M-ST / GH 12 - 14 / GS 12 - 14  
 IC / SF / HT / DT / DR / BF  
*Bright Scarlet on Dark Green Foliage*



**Ivy Geraniums**  
**Caliente® Lavender (SF)**  
 #4.5 Pot / #8 HB / #10 HB / #14 MB  
 F/PS / M / GH 12 - 14 / GS 12 - 14  
 IC / SF / HT / DT / DR / BF  
*Lilac*



**Ivy Geraniums**  
**Caliente® Orange (SF)**  
 #4.5 Pot / #8 HB / #10 HB  
 F/PS / M / GH 12 - 14 / GS 12 - 14  
 IC / SF / HT / DT / DR / BF  
*Orange on Dark Green Foliage*



**Ivy Geraniums**  
**Caliente® Pink (SF)**  
 #4.5 Pot / #8 HB / #10 HB / #14 MB  
 F/PS / M / GH 12 - 14 / GS 12 - 14  
 IC / SF / HT / DT / DR / BF  
*Pink on Dark Green Foliage*



**Ivy Geraniums**  
**Caliente® Rose (SF)**  
 #4.5 Pot / #6 Pot / #8 HB / #10 HB / #14 MB  
 F/PS / M / GH 12 - 14 / GS 12 - 14  
 IC / SF / HT / DT / DR / BF  
*Bright Rose*



**Ivy Geraniums**  
**Contessa™ Burgundy (SF)**  
 #4.5 Pot / #8 HB / #10 HB  
 F/PS / M-T / GH 10 - 12 / GS 12 - 16  
 SDF / DR / HB / BF / HT  
*Wine or Deep Burgundy*



**Ivy Geraniums**  
**Contessa™ Burgundy Bicolor (SF)**  
 #4.5 Pot / #8 HB / #10 HB  
 F/PS / M-T / GH 10 - 12 / GS 12 - 16  
 SDF / DR / HB / BF / HT  
*Burgundy, White Bi-Color*





**Ivy Geraniums**  
**Contessa™ Red (SF)**  
 #4.5 Pot / #8 HB / #10 HB  
 F/PS / M-T / GH 10 - 12 / GS 12 - 16  
 SDF / DR / HB / BF / HT / V  
 Red



**Ivy Geraniums**  
**Contessa™ White (SF)**  
 #4.5 Pot / #8 HB / #10 HB  
 F/PS / M-T / GH 10 - 12 / GS 12 - 16  
 SDF / DR / HB / BF / HT / V  
 White w/ Pink Eye



**Ivy Geraniums**  
**Freestyle® Arctic Red (SF)**  
 #4.5 Pot / #8 HB / #10 HB  
 F/PS / ST / GH 8 - 14 / GS 8 - 14  
 SDF / DR / HB / BF / HT / V  
 Red Flower w/ White Center



**Ivy Geraniums**  
**Freestyle® Cherry Rose (SF)**  
 #4.5 Pot / #8 HB / #10 HB  
 F/PS / ST / GH 8 - 14 / GS 8 - 14  
 SDF / DR / HB / BF / HT / V  
 Bright Cherry Rose



**Ivy Geraniums**  
**Temprano™ Lavender (SF)**  
 #4.5 Pot / #8 HB / #10 HB  
 F/PS / ST / GH 10 - 14 / GS 14 - 20  
 SDF / DR / HB / BF / HT  
 Light Lavender - Pale Purple



**Ivy Geraniums**  
**Temprano™ Orange (SF)**  
 #4.5 Pot / #8 HB / #10 HB  
 F/PS / ST / GH 10 - 14 / GS 14 - 20  
 SDF / DR / HB / BF / HT  
 Orange - Coral



**Ivy Geraniums**  
**Temprano™ Pink '11 (SF)**  
 #4.5 Pot / #8 HB / #10 HB  
 F/PS / ST / GH 10 - 14 / GS 14 - 20  
 SDF / DR / HB / BF / HT  
 Pink



**Ivy Geraniums**  
**Acapulco Compact Cascade (SF)**  
 #4.5 Pot / #8 HB / #10 HB  
 F/PS / T / GH 10 - 14 / GS 20 - 26  
 SF / HT / DT / DR / BF / V / ND  
 Pink, White Bi-Color



**Ivy Geraniums**  
**Lila Compact Cascade (SF)**  
 #4.5 Pot / #8 HB / #10 HB  
 F/PS / T / GH 10 - 14 / GS 20 - 26  
 SF / HT / DT / DR / BF / V / ND  
 Lavender Pink



**Ivy Geraniums**  
**Sofie Cascade (SF)**  
 #4.5 Pot / #8 HB / #10 HB  
 F/PS / T / GH 10 - 14 / GS 20 - 26  
 SF / HT / DT / DR / BF / V / ND  
 Light Salmon-Pink

**Focus on Cascade Series**

Low maintenance with fantastic drought, heat & edema tolerance this traditional European ivy geranium series creates a “cascade” of color in baskets, window boxes or the landscape. Their single flowers are self-cleaning and they will bloom through the heat of summer.



**Ivy Geraniums**  
**White Cascade (SF)**  
 #4.5 Pot / #8 HB  
 F/PS / T / GH 10 - 14 / GS 20 - 26  
 SF / HT / DT / DR / BF / V / ND  
 White







**Kalanchoe  
Cora Q2 (Queen)**  
#8 Sq. Pot  
PS / U  
SUC / DT / C  
*Rose-Pink*



**Kalanchoe  
Dark Cora (Queen)**  
#8 Sq. Pot  
PS / U  
SUC / DT / C  
*Dark Pink*



**Kalanchoe  
Emma (Queen)**  
#8 Sq. Pot  
PS / U  
SUC / DT / C  
*Light Pink*



**Kalanchoe  
Helene (Queen)**  
#8 Sq. Pot  
PS / U  
SUC / DT / C  
*Rose Bi-Color*



**Kalanchoe  
Jackie (Queen)**  
#8 Sq. Pot  
PS / U  
SUC / DT / C  
*Red*



**Kalanchoe  
Jane (Queen)**  
#8 Sq. Pot  
PS / U  
SUC / DT / C  
*Pink*



**Kalanchoe  
Patrice (Queen)**  
#8 Sq. Pot  
PS / U  
SUC / DT / C  
*Purple*



**Kalanchoe  
Reese Q2 (Queen)**  
#8 Sq. Pot  
PS / U  
SUC / DT / C  
*Golden-Orange*



**Kalanchoe  
Selena Q2 (Queen)**  
#8 Sq. Pot  
PS / U  
SUC / DT / C  
*Pink*



**Lantana  
Bandana® Cherry Imp. (GF)**  
#4.5 Pot / #8 TP / #10 HB  
F / M-U / GH 14 - 16 / GS 14 - 16  
HT / DT / DR / BF / HB / ND / F  
*Deep Cherry Red, Bright Yellow, Orange  
flower clusters*



**Lantana  
Bandana® Cherry Sunrise (GF)**  
#4.5 Pot / #6 Pot / #8 TP / #10 HB / #12  
TP / 306 HP  
F / M-U / GH 16 - 20 / GS 16 - 20  
HT / DT / DR / BF / HB / ND / F  
*Cherry Red, Pink, Golden flower clusters*



**Lantana  
Bandana® Lemon Zest (GF)**  
#4.5 Pot / #6 Pot / #8 TP / #10 HB / #12  
TP / 306 HP  
F / M-U / GH 14 - 16 / GS 14 - 16  
HT / DT / DR / BF / HB / ND / F  
*Lemon Yellow, Creamy Yellow to White  
flower clusters*



**Lantana  
Bandana® Light Yellow (GF)**  
#4.5 Pot / #8 TP / #10 HB  
F / M-U / GH 14 - 16 / GS 14 - 16  
HT / DT / DR / BF / HB / ND / F  
*Brilliant Light Yellow flower clusters*



**Lantana  
Bandana® Orange (GF)**  
#4.5 Pot / #6 Pot / #8 TP  
F / M-U / GH 14 - 16 / GS 14 - 16  
HT / DT / DR / BF / HB / ND / F  
*Bright Orange flower clusters*



**Lantana  
Bandana® Peach (GF)**  
#4.5 Pot / #8 TP / #10 HB  
F / M-U / GH 14 - 16 / GS 14 - 16  
HT / DT / DR / BF / HB / ND / F  
*Yellow, Orange, Pink flower clusters*



**Lantana  
Bandana® Pink (GF)**  
#4.5 Pot / #6 Pot / #8 TP / #10 HB / #12  
TP / 306 HP  
F / M-U / GH 18 - 22 / GS 18 - 22  
HT / DT / DR / BF / HB / ND / F / V  
*Pink, Pale Yellow flower clusters*





**Lantana**  
**Bandana® Red (GF)**  
 #4.5 Pot / #6 Pot / #8 TP / #10 HB / #12 TP / 306 HP  
 F / M-U / GH 18 - 22 / GS 18 - 22  
 HT / DT / DR / BF / HB / ND / F / V  
*Red, Orange flower clusters*



**Lantana**  
**Bandana® Rose (GF)**  
 #4.5 Pot / #8 TP / #10 HB / #12 TP  
 F / M-U / GH 14 - 16 / GS 14 - 16  
 HT / DT / DR / BF / HB / ND / F  
*Rosy Pink, Pale Yellow flower clusters*



**Lantana**  
**Bandana® White (GF)**  
 #4.5 Pot / #8 TP / #10 HB  
 F / M-U / GH 14 - 16 / GS 14 - 16  
 HT / DT / DR / BF / HB / ND / F  
*White flower clusters*



**Lantana**  
**Landscape Bandana® Gold (GF)**  
 #4.5 Pot / #6 Pot / #8 TP / #10 HB / #12 TP  
 F / S / GH 16 - 20 / GS 32 - 36  
 HT / DT / DR / BF / HB / ND / F / V  
*Vivid Gold flower clusters*



**Lantana**  
**Landscape Bandana® Pink (GF)**  
 #4.5 Pot / #6 Pot / #8 TP / #10 HB / #12 TP  
 F / S / GH 16 - 20 / GS 36 - 40  
 HT / DT / DR / BF / HB / ND / F / V  
*Pink, Pale Yellow flower clusters*



**Lantana**  
**Landscape Bandana® Red (GF)**  
 #4.5 Pot / #6 Pot / #8 TP / #10 HB / #12 TP  
 F / S / GH 16 - 20 / GS 32 - 36  
 HT / DT / DR / BF / HB / ND / F / V  
*Red, Orange flower clusters*



**Lantana**  
**Landscape Bandana® Yellow (GF)**  
 #4.5 Pot / #6 Pot / #8 TP / #10 HB / #12 TP  
 F / S / GH 16 - 20 / GS 28 - 32  
 HT / DT / DR / BF / HB / ND / F / V  
*Bright Yellow flower clusters*



**Lantana**  
**Luscious® Bananarama (PW)**  
 #4.5 Pot  
 F / M-U / GH 24 - 30 / GS 30 - 36  
 HT / DT / DR / BF / HB / ND / F  
*Bright Yellow flower clusters*



**Lantana**  
**Luscious® Citrus Blend (PW)**  
 #4.5 Pot  
 F / M-U / GH 24 - 30 / GS 30 - 36  
 HT / DT / DR / BF / HB / ND / F  
*Red-Orange Bright Yellow flower clusters*



**Lantana**  
**Luscious® Grape (PW)**  
 #4.5 Pot  
 F / M-U / GH 24 - 30 / GS 30 - 36  
 HT / DT / DR / BF / HB / ND / F  
*Lavender-Purple flower clusters*



**Lantana**  
**Luscious® Lemonade (PW)**  
 #4.5 Pot  
 F / M-U / GH 24 - 30 / GS 30 - 36  
 HT / DT / DR / BF / HB / ND / F  
*Light Yellow flower clusters*



**Lantana**  
**Luscious® Marmalade (PW)**  
 #4.5 Pot  
 F / M-U / GH 24 - 30 / GS 30 - 36  
 HT / DT / DR / BF / HB / ND / F  
*Orange, Yellow flower clusters*

### Landscape Bandana Lantana

Just when you thought lantana could not get any better Syngenta comes out with the Landscape Bandana collection. Boasting four unique colors that have an average spread of 36 inches, this series of vigorous spreading lantana will shine in beds or large containers and baskets. They will bloom from spring, through the heat of summer, up until the first frost of fall, giving you abundant clusters of small, bright colored flowers all along. Their blooms will attract both butterflies and hummingbirds. More importantly than what they attract, may be what they do not attract, which is deer. Heat lovers, drought tolerant, low maintenance (no deadheading), and versatile, there is plenty to love in this new series of lantana.







**Lobelia**  
**Techno® Blue (GF)**  
 #4.5 Pot / #10 HB  
 F/PS / T / GH 6 - 10 / GS 18 - 22  
 HT / BF / ND  
*Cobalt Blue*



**Lobelia**  
**Techno® Heat Dark Blue (GF)**  
 #4.5 Pot / #10 HB  
 F/PS / T / GH 6 - 10 / GS 18 - 22  
 HT / BF / ND  
*Dark Blue-Purple*



**Lobelia**  
**Techno® Heat Electric Blue (GF)**  
 #4.5 Pot / #10 HB  
 F/PS / T / GH 6 - 10 / GS 18 - 22  
 HT / BF / ND  
*Bright Medium Blue*



**Lobelia**  
**Techno® Heat Light Blue (GF)**  
 #4.5 Pot / #10 HB  
 F/PS / T / GH 6 - 10 / GS 20 - 24  
 HT / BF / ND  
*Light Blue-Lilac w/ White Center*



**Lobelia**  
**Techno® Heat Light Purple (GF)**  
 #4.5 Pot / #10 HB  
 F/PS / T / GH 6 - 10 / GS 18 - 22  
 HT / BF / ND  
*Light Purple*



**Lobelia**  
**Techno® Heat Violet (GF)**  
 #4.5 Pot / #10 HB  
 F/PS / T / GH 6 - 10 / GS 20 - 24  
 HT / BF / ND  
*Violet*



**Lobelia**  
**Techno® Heat White (GF)**  
 #4.5 Pot / #10 HB  
 F/PS / T / GH 6 - 10 / GS 18 - 22  
 HT / BF / ND  
*White*



**Lobelia**  
**Techno® Heat Upright Dark Blue (GF)**  
 #4.5 Pot / #8 TP  
 F/PS / M-U / GH 8 - 12 / GS 14 - 18  
 HT / BF / ND  
*Dark Blue-Purple w/ White Center*



**Lobelia**  
**Techno® Heat Upright Light Blue Imp. (GF)**  
 #4.5 Pot / #8 TP  
 F/PS / M-U / GH 8 - 12 / GS 16 - 20  
 HT / BF / ND  
*Light Blue-Lilac w/ White Center*



**Lobelia**  
**Techno® Heat Upright Purple (GF)**  
 #4.5 Pot / #8 TP  
 F/PS / M-U / GH 8-12 / GS 14-18  
 HT / BF / ND  
*Purple*



**Lobelia**  
**Techno® Heat Upright White (GF)**  
 #4.5 Pot / #8 TP  
 F/PS / M-U / GH 8 - 12 / GS 14 - 18  
 HT / BF / ND  
*White*



**Lobularia**  
**Lavender Stream™ (Danziger)**  
 #4.5 Pot / #8 TP / #10 HB  
 F/PS / ST / GH 8 - 12 / GS 12 - 15  
 HT / F / ND / BF  
*Lavender-Purple*



**Lobularia**  
**Purple Stream™ (Danziger)**  
 #4.5 Pot / #8 TP / #10 HB  
 F/PS / ST / GH 8 - 12 / GS 12 - 15  
 HT / F / ND / BF  
*Dark Purple*





**Lobularia**  
**Silver Stream™ (Danziger)**  
 #4.5 Pot / #8 TP / #10 HB  
 F/PS / ST / GH 8 - 12 / GS 12 - 15  
 HT / F / ND / BF  
 White



**Lysmachia**  
**Goldii (GF)**  
 #4.5 Pot  
 F/PS / T / GH 4 - 6 / GS 10 - 16  
 DT / V  
 Lime Green Foliage



**Moon Flower**  
**White**  
 #4.5 Pot  
 F / T / GH 8 - 16 ft  
 V / HT / BF / HB / F  
 Pure White



**Morning Glory**  
**Cameo Elegance**  
 #4.5 Pot  
 F / T / GH 8 - 16 ft  
 V / HT / BF / HB  
 Rose-Red w/ White Throat and Edging



**Morning Glory**  
**Cardinal Climber**  
 #4.5 Pot  
 F / T / GH 6 - 12 ft  
 V / HT / BF / HB  
 Bright Red Trumpet Shaped Flowers w/  
 White-Yellow Throat



**Morning Glory**  
**Clark's Heavenly Blue**  
 #4.5 Pot  
 F / T / GH 8 - 16 ft  
 V / HT / BF / HB  
 Sky Blue w/ White Throat



**Morning Glory**  
**Milky Way**  
 #4.5 Pot  
 F / T / GH 8 - 16 ft  
 V / HT / BF / HB  
 Pure White w/ Carmine-Rose accents down  
 center of each petal



**Morning Glory**  
**Star of Yelta**  
 #4.5 Pot  
 F / T / GH 8 - 10 ft  
 V / HT / BF / HB  
 Dark Purple Star on Cobalt Blue Bloom w/  
 Bright Pink Center



**Nemesia**  
**Angelart® Banana (Fides/Oro)**  
 #4.5 Pot / #8 TP / #10 HB  
 F/PS / U-M / GH 10 - 12 / GS 8 - 10  
 F / ND / BF / FT  
 Bright Yellow



**Nemesia**  
**Angelart® Orange (Fides/Oro)**  
 #4.5 Pot / #8 TP / #10 HB  
 F/PS / U-M / GH 10 - 12 / GS 8 - 10  
 F / F / ND / BF / FT  
 Shades of Orange



**Nemesia**  
**Angelart® Raspberry (Fides/Oro)**  
 #4.5 Pot / #8 TP / #10 HB  
 F/PS / U-M / GH 10 - 12 / GS 8 - 10  
 F / ND / BF / FT  
 Dark Rose



**Nemesia**  
**Blue Bird (PW)**  
 #4.5 Pot / #8 TP  
 F/PS / U-M / GH 10 - 12 / GS 8 - 10  
 F / ND / BF / FT  
 Blue-Purple w/ Yellow Eye



**Nemesia**  
**Compact Innocence® (PW)**  
 #4.5 Pot  
 F/PS / U-M / GH 10 - 12 / GS 8 - 10  
 F / ND / BF / FT / C  
 White w/ Yellow Eye



**Nemesia**  
**Compact Pink Innocence® (PW)**  
 #4.5 Pot  
 F/PS / U-M / GH 10 - 12 / GS 8 - 10  
 F / ND / BF / FT / C  
 Delicate Pink w/ Yellow Eye



**Nemesia**  
**Opal Innocence® (PW)**  
 #4.5 Pot  
 F/PS / U-M / GH 10 - 12 / GS 6 - 8  
 F / ND / BF / FT / C  
 Shades of Rosy-Pink, Ivory, Lavender







**New Guinea**  
**Color Power Dark Pink (Selecta)**  
 #6 Pot  
 PS/S / M-U / GH 8 - 10 / GS 10-12  
 BF / HB / ST / DMR / ND  
*Dark Pink on Dark Green Foliage*

**New Guinea**  
**Color Power Fire (Selecta)**  
 #6 Pot  
 PS/S / M-U / GH 8 - 10 / GS 10-12  
 BF / HB / ST / DMR / ND  
*Deep Red on Dark Green Foliage*



**New Guinea**  
**Harmony® Apricot Cream (F/O)**  
 #8 HB / #8TP  
 PS/S / M-U / GH 10 - 18 / GS 10 - 18  
 BF / HB / ST / DMR / ND  
*Bi-color Apricot on Dark Green Foliage*

**New Guinea**  
**Harmony® Candy Cream (F/O)**  
 #8 HB  
 PS/S / M-U / GH 10 - 18 / GS 10 - 18  
 BF / HB / ST / DMR / ND  
*Bi-Color of Light Pink + White on Dark Green Foliage*

**New Guinea**  
**Harmony® Fuschia Cream (F/O)**  
 #8 HB / #8TP  
 PS/S / M-U / GH 10 - 18 / GS 10 - 18  
 BF / HB / ST / DMR / ND  
*Bi-Color of Fuchsia w/ Dark Pink veins on a Dark Green Foliage*

**New Guinea**  
**Harmony® Marshmallow Cream (F/O)**  
 #8 HB / #8TP  
 PS/S / M-U / GH 10 - 18 / GS 10 - 18  
 BF / HB / ST / DMR / ND  
*Bi-Color Purple on Bronze Foliage*




**New Guinea**  
**Harmony® Pink Cream (F/O)**  
 #8 HB  
 PS/S / M-U / GH 10 - 18 / GS 10 - 18  
 BF / HB / ST / DMR / ND  
*Bi-Color of Pink & Lavender on Dark Green Foliage*

**New Guinea**  
**Harmony® Radiance Lilac (F/O)**  
 #8 HB  
 PS/S / M-U / GH 10 - 18 / GS 10 - 18  
 BF / HB / ST / DMR / ND  
*Bi-Color of White & Lilac on Dark Green Foliage*

**New Guinea**  
**Harmony® Radiance Scarlet (F/O)**  
 #8 HB  
 PS/S / M-U / GH 10 - 18 / GS 10 - 18  
 BF / HB / ST / DMR / ND  
*Bi-Color of White + Scarlet on Dark Green Foliage*

**New Guinea**  
**Harmony® Raspberry Cream (F/O)**  
 #8 HB  
 PS/S / M-U / GH 10 - 18 / GS 10 - 18  
 BF / HB / ST / DMR / ND  
*Bi-Color of Pale Pink + Cherry on Dark Green Foliage*



**New Guinea**  
**Harmony® Salmon Cream (F/O)**  
 #8 HB  
 PS/S / M-U / GH 10 - 18 / GS 10 - 18  
 BF / HB / ST / DMR / ND  
*Bi-Color Salmon on Bronze Foliage*

**New Guinea**  
**Paradise® Deep Pink (F/O)**  
 #6 Pot / #8 TP  
 PS/S / M-U / GH 10 - 18 / GS 10 - 18  
 BF / HB / ST / DMR / ND  
*Rich Pink on Dark Green Foliage*

**New Guinea**  
**Paradise® Electric Orange (F/O)**  
 #6 Pot  
 PS/S / M-U / GH 12 - 18 / GS 10 - 14  
 BF / HB / ST / DMR / ND  
*Orange on Dark Green Foliage*

**New Guinea**  
**Paradise® Fuchsia (F/O)**  
 #6 Pot  
 PS/S / M-U / GH 12 - 18 / GS 10 - 14  
 BF / HB / ST / DMR / ND  
*Fuchsia on Dark Green Foliage*





**New Guinea**  
**Paradise® Fuchsia on Lavender (F/O)**  
 #6 Pot / #8 TP  
 PS/S / M-U / GH 12 - 18 / GS 10 - 14  
 BF / HB / ST / DMR / ND  
*Lavender Blooms w/ Fuchsia stripe on Dark Green Foliage*



**New Guinea**  
**Paradise® Light Lavender (F/O)**  
 #6 Pot / #8 TP  
 PS/S / M-U / GH 12 - 18 / GS 10 - 14  
 BF / HB / ST / DMR / ND  
*Light Lavender on Dark Green Foliage*



**New Guinea**  
**Paradise® Light Pink (F/O)**  
 #6 Pot / #8 TP  
 PS/S / M-U / GH 12 - 18 / GS 10 - 14  
 BF / HB / ST / DMR / ND  
*Light Pink on Dark Green Foliage*



**New Guinea**  
**Paradise® New Red (F/O)**  
 #6 Pot / #8 TP  
 PS/S / M-U / GH 12 - 18 / GS 10 - 14  
 BF / HB / ST / DMR / ND  
*Red on Dark Green Foliage*



**New Guinea**  
**Paradise® Rose Flair (F/O)**  
 #6 Pot / #8 TP  
 PS/S / M-U / GH 12 - 18 / GS 10 - 14  
 BF / HB / ST / DMR / ND  
*Pink to Red on Dark Green Foliage*



**New Guinea**  
**Paradise® Salmon (F/O)**  
 #6 Pot  
 PS/S / M-U / GH 12 - 18 / GS 10 - 14  
 BF / HB / ST / DMR / ND  
*Salmon on Dark Green Foliage*



**New Guinea**  
**Paradise® White (F/O)**  
 #6 Pot / #8 TP  
 PS/S / M-U / GH 12 - 18 / GS 10 - 14  
 BF / HB / ST / DMR / ND  
*Pure White on Dark Green Foliage*



**New Guinea**  
**Pure Beauty™ Purple (F/O)**  
 #6 Pot / #8 TP  
 PS/S / M-U / GH 12 - 18 / GS 10 - 14  
 BF / HB / ST / DMR / ND  
*Purple on Dark Green Foliage*



**New Guinea**  
**Sonic® Amethyst (GF)**  
 #4.5 Pot / #8 HB / #8 TP / #10 HB / #14 TP / #14 MB / 306 HP  
 PS/S / M-U / GH 12 - 14 / GS 12 - 14  
 BF / HB / ST / DMR / ND  
*Dark Lavender on Dark Green Foliage*




**New Guinea**  
**Sonic® Bright Pink (GF)**  
 #4.5 Pot / #8 HB / #8 TP / #10 HB / #14 TP / #14 MB  
 PS/S / M-U / GH 12 - 14 / GS 12 - 14  
 BF / HB / ST / DMR / ND  
*Bright Pink on Dark Green Foliage*



**New Guinea**  
**Sonic® Deep Purple (GF)**  
 #4.5 Pot / #8 HB / #8 TP / #14 TP / #14 MB / 306 HP  
 PS/S / M-U / GH 12 - 14 / GS 12 - 14  
 BF / HB / ST / DMR / ND  
*Deep Dark Purple on Dark Green Foliage*



**New Guinea**  
**Sonic® Light Lavender (GF)**  
 #4.5 Pot / #8 HB / #8 TP / #10 HB / #14 TP / #14 MB  
 PS/S / M-U / GH 12 - 14 / GS 12 - 14  
 BF / HB / ST / DMR / ND  
*Pale Lavender on Dark Green Foliage*







**New Guinea**  
**Sonic® Light Pink (GF)**  
 #4.5 Pot / #8 HB / #8 TP / #10 HB / #14 TP  
 PS/S / M-U / GH 12 - 14 / GS 12 - 14  
 BF / HB / ST / DMR / ND  
*Light Pink on Dark Green Foliage*



**New Guinea**  
**Sonic® Lilac (GF)**  
 #4.5 Pot / #8 HB / #8 TP / #10 HB / #14 TP / #14 MB  
 PS/S / M-U / GH 12 - 14 / GS 12 - 14  
 BF / HB / ST / DMR / ND  
*Lavender-Pink on Dark Green Foliage*



**New Guinea**  
**Sonic® Magic Pink (GF)**  
 #8 HB  
 PS/S / M-U / GH 10 - 12 / GS 10 - 12  
 BF / HB / ST / DMR / ND  
*Pink, White Bi-Color on Dark Green Foliage*



**New Guinea**  
**Sonic® Mango (GF)**  
 #4.5 Pot / #8 HB / #8 TP / #10 HB / #14 TP / #14 MB  
 PS/S / M-U / GH 12 - 14 / GS 12 - 14  
 BF / HB / ST / DMR / ND  
*Mango-Orange on Dark Green Foliage*



**New Guinea**  
**Sonic® Orange (GF)**  
 #4.5 Pot / #8 HB / #8 TP / #10 HB / #14 TP / #14 MB  
 PS/S / M-U / GH 12 - 14 / GS 12 - 14  
 BF / HB / ST / DMR / ND  
*Vibrant Orange on Dark Green Foliage*



**New Guinea**  
**Sonic® Pink (GF)**  
 #4.5 Pot / #8 HB / #8 TP / #14 TP / 306 HP  
 PS/S / M-U / GH 12 - 14 / GS 12 - 14  
 BF / HB / ST / DMR / ND  
*True Pink on Dark Green Foliage*



**New Guinea**  
**Sonic® Red (GF)**  
 #4.5 Pot / #8 HB / #8 TP / #10 HB / #14 TP / 306 HP  
 PS/S / M-U / GH 12 - 14 / GS 12 - 14  
 BF / HB / ST / DMR / ND  
*True Red on Dark Green Foliage*



**New Guinea**  
**Sonic® Salmon (GF)**  
 #4.5 Pot / #8 HB / #8 TP / #14 TP / #14 MB / 306 HP  
 PS/S / M-U / GH 12 - 14 / GS 12 - 14  
 BF / HB / ST / DMR / ND  
*Salmon on Dark Green Foliage*



**New Guinea**  
**Sonic® Scarlet (GF)**  
 #4.5 Pot  
 PS/S / M-U / GH 12 - 14 / GS 12 - 14  
 BF / HB / ST / DMR / ND  
*Orange-Red on Dark Green Foliage*



**New Guinea**  
**Sonic® Sweet Cherry (GF)**  
 #4.5 Pot  
 PS/S / M-U / GH 10 - 12 / GS 10 - 12  
 BF / HB / ST / DMR / ND  
*Cherry-Red, Light Pink Bi-Color on Dark Green Foliage*



**New Guinea**  
**Sonic® Sweet Orange (GF)**  
 #4.5 Pot / #8 HB  
 PS/S / M-U / GH 12 - 14 / GS 12 - 14  
 BF / HB / ST / DMR / ND  
*Bright Orange, White Bi-Color on Dark Green Foliage*



**New Guinea**  
**Sonic® Sweet Purple (GF)**  
 #4.5 Pot  
 PS/S / M-U / GH 10 - 12 / GS 10 - 12  
 BF / HB / ST / DMR / ND  
*Purple, White Bi-Color on Dark Green Foliage*





**New Guinea**  
**Super Sonic® White (GF)**  
 #4.5 Pot / #8 HB / #8 TP / #14 TP / #14 MB / 306 HP  
 PS/S / M-U / GH 12 - 14 / GS 12 - 14  
 BF / HB / ST / DMR / ND  
*Pure White on Dark Green Foliage*



**New Guinea**  
**Super Sonic® Dark Salmon (GF)**  
 #10 HB/ #14 TP/ #14 MB  
 PS/S / M-U / GH 14 - 16 / GS 14 - 16  
 BF / HB / ST / DMR / ND  
*Dark Salmon on Dark Green Foliage*



**New Guinea**  
**Super Sonic® Flame (GF)**  
 #10 HB  
 PS/S / M-U / GH 14 - 16 / GS 14 - 16  
 BF / HB / ST / DMR / ND  
*Eye Popping Orange on Dark Green Foliage*



**New Guinea**  
**Super Sonic® Hot Pink (GF)**  
 #10 HB / #14 TP  
 PS/S / M-U / GH 14 - 16 / GS 14 - 16  
 BF / HB / ST / DMR / ND  
*Hot Pink on Dark Green Foliage*



**New Guinea**  
**Super Sonic® Lavender (GF)**  
 #10 HB / #14 TP  
 PS/S / M-U / GH 14 - 16 / GS 14 - 16  
 BF / HB / ST / DMR / ND  
*Light Lavender on Bronze-Red Foliage*



**New Guinea**  
**Super Sonic® Lilac (GF)**  
 #10 HB / #14 TP  
 PS/S / M-U / GH 14 - 16 / GS 14 - 16  
 BF / HB / ST / DMR / ND  
*Bright Lilac on Dark Green Foliage*



**New Guinea**  
**Super Sonic® Magenta (GF)**  
 #10 HB / #14 TP / #14 MB  
 PS/S / M-U / GH 14 - 16 / GS 14 - 16  
 BF / HB / ST / DMR / ND  
*Rich Magenta on Dark Green Foliage*



**New Guinea**  
**Super Sonic® Orange Ice (GF)**  
 #10 HB/ #14 TP/ #14 MB  
 PS/S / M-U / GH 14 - 16 / GS 14 - 16  
 BF / HB / ST / DMR / ND  
*Tangerine Orange, White Bi-Color on Dark Green Foliage*



**New Guinea**  
**Super Sonic® Pastel Pink (GF)**  
 #10 HB / #14 MB  
 PS/S / M-U / GH 14 - 16 / GS 14 - 16  
 BF / HB / ST / DMR / ND  
*Pastel Pink on Dark Green Foliage*



**New Guinea**  
**Super Sonic® Pink (GF)**  
 #10 HB / #14 TP  
 PS/S / M-U / GH 14 - 16 / GS 14 - 16  
 BF / HB / ST / DMR / ND  
*True Pink on Dark Green Foliage*



**New Guinea**  
**Super Sonic® Purple (GF)**  
 #10 HB/ #14 TP/ #14 MB  
 PS/S / M-U / GH 14 - 16 / GS 14 - 16  
 BF / HB / ST / DMR / ND  
*Purple on Dark Green Foliage*



**New Guinea**  
**Super Sonic® Red (GF)**  
 #10 HB/ #14 TP/ #14 MB  
 PS/S / M-U / GH 14 - 16 / GS 14 - 16  
 BF / HB / ST / DMR / ND  
*True Red on Dark Green Foliage*



**New Guinea**  
**Super Sonic® Sweet Cherry (GF)**  
 #8 HB / #8 TP / #10 HB / #14 TP / #14 MB  
 PS/S / M-U / GH 14 - 16 / GS 14 - 16  
 BF / HB / ST / DMR / ND  
*Cherry-Red, Light Pink Bi-Color on Dark Green Foliage*



**New Guinea**  
**Super Sonic® White (GF)**  
 #10 HB  
 PS/S / M-U / GH 14 - 16 / GS 14 - 16  
 BF / HB / ST / DMR / ND  
*Pure White on Dark Green Foliage*

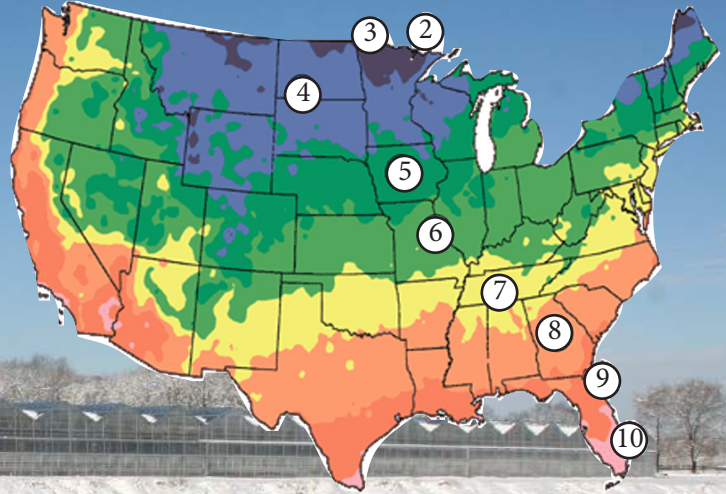
*“Lucas Greenhouses  
 has steadily  
 grown over  
 the years  
 because of  
 its devotion to  
 excellence.”  
 Henryville, PA*





# ORNAMENTAL grasses

## Hardiness Zones Map



- |   |              |
|---|--------------|
| Carex Bronco                            | Zones 6 – 10 |
| Carex Red Rooster                       | Zones 6 – 9  |
| Juncus Twister                          | Zones 5 – 9  |
| Pennisetum Fireworks                    | Zones 9 – 11 |
| Pennisetum Rubrum Purple Fountain Grass | Zones 9 – 11 |
| Pennisetum Sky Rocket                   | Zones 9 – 11 |
| Scirpus Live Wire                       | Annual       |
| Stipa Pony Tail                         | Zones 7 – 10 |



**Ornamental Grass**  
**Carex - Bronco (Kieft)**  
 #4.5 Pot  
 F / U / GH 10 / GS 14  
 ND / HT  
 Bronze-Brown w/ Arching Habit



**Ornamental Grass**  
**Carex - Red Rooster (Kieft)**  
 #4.5 Pot  
 F/PS / U / GH 24 / GS 12  
 ND / HT  
 Red-Bronze w/ Curled Tips



**Ornamental Grass**  
**Juncus - Twister (Kieft)**  
 #4.5 Pot  
 F/PS / U / GH 12 - 14 / GS 12 - 14  
 ND / HT  
 Corkscrew Green Foliage



**Ornamental Grass**  
**Pennisetum - Fireworks (PW)**  
 #4.5 Pot / #6 Pot  
 F / U / GH 24 - 30 / GS 18 - 24  
 ND / HT  
 Deep Burgundy Mid-Vein w/ Hot Pink Margins (Plumes develop late summer)



**Ornamental Grass**  
**Pennisetum - Rubrum Purple Fountain Grass (PW)**  
 #4.5 Pot / #6 Pot  
 F/PS / U / GH 30 - 36 / GS 18 - 24  
 ND / HT  
 Burgundy Foliage w/ Soft Purple Plumes



**Ornamental Grass**  
**Pennisetum - Sky Rocket (PW)**  
 #4.5 Pot / #6 Pot  
 F / U / GH 24 - 30 / GS 16 - 20  
 ND / HT  
 Green w/ White striped margin & Light Pink plumes that turn Cream as they age



**Ornamental Grass**  
**Scirpus - Live Wire (Kieft)**  
 #4.5 Pot  
 F/PS / M / GH 6 - 8 / GS 18 - 20  
 ND / C / HT  
 Soft Green Foliage w/ Buff Colored Flowers on Tips



**Ornamental Grass**  
**Stipa - Pony Tails (Kieft)**  
 #4.5 Pot  
 F / U / GH 16 - 24 / GS 24  
 ND / HT  
 Fine Bright Green Needlelike Foliage w/ Silky Flowers





**Osteospermum**  
**3D™ Berry White (Selecta)**  
 #4.5 Pot / #8 TP  
 F/PS / M / GH 12 - 16 / GS 18 - 24  
 HT / DT / FT / DR / BF / DF / CF  
*White Petals w/ Purple Tips & Rosy-Lavender Center*



**Osteospermum**  
**3D™ Pink (Selecta)**  
 #4.5 Pot / #8 TP  
 F/PS / M / GH 12 - 16 / GS 18 - 24  
 HT / DT / FT / DR / BF / DF / CF  
*Pastel Pink Petals & Mauve Center*



# OSTEOSPERMUM

Osteospermum is perfect for cool season color, blooming in spring, and then re-blooming again when the temperatures start to cool off in the fall. The 3D varieties from Selecta are unique for several reasons. First, the series boasts true double flowers on lush, dark green foliage. Second, the beautiful two-tone blooms add a completely new dimension to your garden. Third, the blooms stay open all day and night unlike many other African daisy varieties. Finally, deer will usually pass them over, as they are not near the top of their list of delicacies. Plant in full or at least part sun in the garden, window boxes, containers, or baskets and enjoy these frost and drought tolerant plants giving you color in the spring and fall.



**Osteospermum**  
**3D™ Purple (Selecta)**  
 #4.5 Pot / #8 TP  
 F/PS / M / GH 12 - 16 / GS 18 - 24  
 HT / DT / FT / DR / BF / DF / CF  
*Fuchsia Petals & Wine-Red Center*



**Osteospermum**  
**3D™ Silver (Selecta)**  
 #4.5 Pot / #8 TP  
 F/PS / M / GH 10 - 14 / GS 18 - 24  
 HT / DT / FT / DR / BF / DF / CF  
*Silvery-White Petals & Silvery-Lavender Center*



**Osteospermum**  
**Soprano® Light Purple (PW)**  
 #4.5 Pot  
 F/PS / U / GH 8 - 14 / GS 12 - 14  
 HT / DT / FT / DR / BF / C  
*Blue-Lavender Daisy w/ Sapphire Blue Eye*



**Osteospermum**  
**Soprano® Purple (PW)**  
 #4.5 Pot  
 F/PS / U / GH 8 - 14 / GS 12 - 14  
 HT / DT / FT / DR / BF / C  
*Purple, White Bi-Color w/ Sapphire Blue Eye*



**Osteospermum**  
**Soprano® White (PW)**  
 #4.5 Pot  
 F/PS / U / GH 8 - 14 / GS 12 - 14  
 HT / DT / FT / DR / BF / C  
*Clear White Daisy w/ Sapphire Blue Eye*



**Osteospermum**  
**Tradewinds® Pink (GF)**  
 #4.5 Pot  
 F/PS / U-M / GH 12 - 16 / GS 12 - 16  
 HT / DT / FT / DR / BF  
*Pink, White Bi-Color w/ Sapphire Blue Eye*



**Osteospermum**  
**Tradewinds® Purple Bicolor (GF)**  
 #4.5 Pot  
 F/PS / U-M / GH 12 - 16 / GS 12 - 16  
 HT / DT / FT / DR / BF  
*Purple, White Bi-Color w/ Sapphire Blue Eye*



**Osteospermum**  
**Tradewinds® Yellow Imp. (GF)**  
 #4.5 Pot  
 F/PS / U-M / GH 12 - 16 / GS 12 - 16  
 HT / DT / FT / DR / BF  
*Bright Yellow w/ Sapphire Blue Eye*



**Osteospermum**  
**Voltage™ Yellow (SB)**  
 #4.5 Pot  
 F/PS / M / GH 10 - 16 / GS 24 - 28  
 HT / DT / FT / DR / BF / V  
*Vibrant Yellow w/ Dark Yellow Eye*





PATIO GERBERAS



**Patio Gerberas  
Bighorn® (Florist)**  
#13.5 HP  
F/PS / U / GH 14 - 20 / GS 18 - 24  
V / DF / CF / HT / BF  
*Hot Pink*



**Patio Gerberas  
Everglades® (Florist)**  
#13.5 HP  
F/PS / U / GH 14 - 20 / GS 18 - 24  
V / DF / CF / HT / BF  
*Pink Bi-Color*



**Patio Gerberas  
Grand Canyon® (Florist)**  
#13.5 HP  
F/PS / U / GH 14 - 20 / GS 18 - 24  
V / DF / CF / HT / BF  
*Purple & Pink Bi-Color*



**Patio Gerberas  
Great Smoky Mountains® (Florist)**  
#13.5 HP  
F/PS / U / GH 14 - 20 / GS 18 - 24  
V / DF / CF / HT / BF  
*Salmon-Orange*



**Patio Gerberas  
Mammoth Cave® (Florist)**  
#13.5 HP  
F/PS / U / GH 14 - 20 / GS 18 - 24  
V / DF / CF / HT / BF  
*White w/ Dark Eye*



**Patio Gerberas  
Olympic® (Florist)**  
#13.5 HP  
F/PS / U / GH 14 - 20 / GS 18 - 24  
V / DF / CF / HT / BF  
*Red*



**Patio Gerberas  
Saratoga® (Florist)**  
#13.5 HP  
F/PS / U / GH 14 - 20 / GS 18 - 24  
V / DF / CF / HT / BF  
*Light Pink*



**Patio Gerberas  
Yellowstone® (Florist)**  
#13.5 HP  
F/PS / U / GH 14 - 20 / GS 18 - 24  
V / DF / CF / HT / BF  
*Yellow & Orange Bi-Color*



**Patio Gerberas  
Yosemite® (Florist)**  
#13.5 HP  
F/PS / U / GH 14 - 20 / GS 18 - 24  
V / DF / CF / HT / BF  
*Red-Orange*



**Patio Gerberas  
Zion® (Florist)**  
#13.5 HP  
F/PS / U / GH 14 - 20 / GS 18 - 24  
V / DF / CF / HT / BF  
*Cream*



**Focus on Patio Gerberas**  
Patio Gerberas look sensational in large containers on your porch, deck, balcony or patio. Their abundant large decorative flowers are approximately 5 inches in size and are real showstoppers. They can also serve as cut flowers to be enjoyed indoors as well.





**Pentas**  
**Starcluster™ Lavender (GF)**  
 #4.5 Pot / #6 Pot / #8 TP  
 F / U / GH 18 - 22 / GS 22 - 24  
 BF / HB / CF / ND / HT / V  
*Lavender Star Shaped Blooms*



**Pentas**  
**Starcluster™ Red (GF)**  
 #4.5 Pot / #6 Pot / #8 TP  
 F / U / GH 16 - 20 / GS 20 - 22  
 BF / HB / CF / ND / HT / V  
*Vibrant Red Star Shaped Blooms*

**PENTAS STARCLUSTER**  
 Bred to perform through hot summer conditions this vegetative series of pentas is a real showstopper all summer long. Large clusters of vibrant star shaped flowers are supported by strong stems. These blooms prove to be irresistible to hummingbirds, butterflies, and bees. No need for deadheading any of the four Starcluster colors, just plant them in full sun and watch as they take off, growing to a mature height of between 16 to 22 inches and spread of 20 to 24 inches. These "must haves" are excellent in the landscape, a patio container or even as a cut flower.



**Pentas**  
**Starcluster™ Rose (GF)**  
 #4.5 Pot / #6 Pot / #8 TP  
 F / U / GH 18 - 22 / GS 22 - 24  
 BF / HB / CF / ND / HT / V  
*Rose-Pink Star Shaped Blooms*



**Pentas**  
**Starcluster™ White (GF)**  
 #4.5 Pot / #6 Pot / #8 TP  
 F / U / GH 18 - 22 / GS 22 - 24  
 BF / HB / CF / ND / HT / V  
*Crisp White Star Shaped Blooms*



**Perilla**  
**Magilla (SB)**  
 #4.5 Pot  
 PS / M-U / GH 24 - 36 / GS 12 - 18  
 ST / HT / DT / DR / BF / HB  
*Purple & Green Leaves Accented by Magenta Flare in Center*



**Petchoas**  
**Supercal® Artist Rose (Sakata)**  
 #4.5 Pot / #10 HB  
 F/PS / M / GH 10 - 14 / GS 12 - 16  
 HT / DT / FT / V / ND / PC  
*Light Rose w/ Darker Rose Veins*



**Petchoas**  
**Supercal® Blue (Sakata)**  
 #4.5 Pot / #10 HB  
 F/PS / ST / GH 10 - 14 / GS 12 - 16  
 HT / DT / FT / V / ND / PC  
*Blue-Purple w/ Darker Throat*



**Petchoas**  
**Supercal® Cherry Imp. (Sakata)**  
 #4.5 Pot / #10 HB  
 F/PS / ST / GH 10 - 14 / GS 12 - 16  
 HT / DT / FT / V / ND / PC  
*Cherry-Red w/ Yellow Eye*



**Petchoas**  
**Supercal® Neon Rose (Sakata)**  
 #4.5 Pot / #10 HB  
 F/PS / T / GH 10 - 14 / GS 12 - 16  
 HT / DT / FT / V / ND / PC  
*Hot Rose w/ Golden Yellow Eye*



**Petchoas**  
**Supercal® Pink Ice (Sakata)**  
 #4.5 Pot / #10 HB  
 F/PS / T / GH 10 - 14 / GS 12 - 16  
 HT / DT / FT / V / ND / PC  
*Cool Pink Bloom w/ Creamy Throat*



**Petchoas**  
**Supercal® Purple (Sakata)**  
 #4.5 Pot / #10 HB  
 F/PS / T / GH 10 - 14 / GS 12 - 16  
 HT / DT / FT / V / ND / PC  
*Orchid-Rose*



**Petchoas**  
**Supercal® Violet (Sakata)**  
 #4.5 Pot / #10 HB  
 F/PS / T / GH 10 - 14 / GS 12 - 16  
 HT / DT / FT / V / ND / PC  
*Violet w/ Yellow Eye*





# PETUNIAS

For garden color, it is hard to beat Petunias! These longtime favorites are self-cleaning, and their large, colorful blooms will help attract both butterflies and hummingbirds to your yard. They are versatile, making them perfect for baskets, planters, combinations, or the landscape. Anywhere, they can be guaranteed at least 6 hours of direct sunlight, is a good place for petunias.



While they are relatively easy to grow, there are some important keys to keeping them looking good; especially, as the heat of summer hits. Regular water & fertilization is crucial to keeping your petunias looking good. Periodically, clip or pinch back stems to help plants stay looking full & colorful. Remember, deer & rabbits are fans of petunias too, so take measures to help protect your plantings. Pests to watch for include aphids & budworms. Also, if planting in beds, be sure to rotate crops every couple of years so you do not build up soil diseases.




**Petunias**  
**Black Ray™ (Dan)**  
 #4.5 Pot / #8 TP  
 F/PS / ST / GH 6 - 10 / GS 12 - 14  
 HT / DT / FT / BF / HB / C / F / ND  
 Black




**Petunias**  
**Cascadias™ Autumn Mystery (Dan)**  
 #4.5 Pot / #8 TP / #10 HB  
 F/PS / ST / GH 6 - 12 / GS 10 - 16  
 V/ HT / DT / FT / BF / HB / C / F / ND  
 Yellow Blooms w/ Brown Center/Mature to Cream w/ Purple Center



**Petunias**  
**Cascadias™ Indian Summer (Dan)**  
 #4.5 Pot / #8 TP / #10 HB  
 F/PS / ST / GH 6 - 12 / GS 10 - 16  
 V/ HT / DT / FT / BF / HB / C / F / ND  
 Start Yellow before turning Orange - Pink




**Petunias**  
**Cha-Ching Cherry (SB)**  
 #4.5 Pot / #8 TP / #10 HB  
 F/PS / M-ST / GH 10 - 16 / GS 16 - 20  
 V/ HT / DT / FT / BF / HB / C / F / ND  
 Cherry Red Blooms w/ Light Yellow Star



**Petunias**  
**Famous Pink (Selecta)**  
 #4.5 Pot / #10 HB  
 F/PS / T / GH 6 - 8 / GS 10 - 16  
 HT / DT / FT / BF / HB / F / ND  
 Cotton Candy Pink



**Petunias**  
**Glow Blue Stardust (F/O)**  
 #4.5 Pot / #8 TP / #10 HB  
 F/PS / ST / GH 8 - 10 / GS 12 - 14  
 C / HT / DT / FT / BF / HB / F / ND  
 Lt Blue w/ star shaped white striping



**Petunias**  
**Lime Light (SB)**  
 #4.5 Pot  
 F/PS / U-M / GH 8 - 12 / GS 8 - 12  
 C / HT / DT / FT / BF / HB / F / ND  
 Rose w/ Lime Border



**Petunias**  
**Salmon Ray™ (Dan)**  
 #4.5 Pot / #8 TP / #10 HB  
 F/PS / ST / GH 6 - 10 / GS 12 - 14  
 HT / DT / FT / BF / HB / C / F / ND  
 Salmon w/ White Throat





**Petunias**  
**Suncatcher™ Pink Lemonade (SB)**  
 #4.5 Pot / #10 HB  
 F/PS / ST / GH 8 - 12 / GS 12 - 14  
 C / HT / DT / FT / BF / HB / F / ND  
*Unique Straw Yellow w/ Pink Margins*



**Petunias**  
**Suncatcher™ Vintage Rose (SB)**  
 #4.5 Pot / #10 HB  
 F/PS / ST / GH 8 - 12 / GS 12 - 14  
 C / HT / DT / FT / BF / HB / F / ND  
*Soft Shades of Rose*



**Petunias**  
**Sunflower Ray™ (Dan)**  
 #4.5 Pot / #8 TP  
 F/PS / ST / GH 6 - 10 / GS 12 - 14  
 C / HT / DT / FT / BF / HB / F / ND  
*Dark Burgundy w/ Yellow Star Pattern*



**Petunias**  
**Sanguna® Blue (GF)**  
 #4.5 Pot / #10 HB/ #12 TP  
 F/PS / ST / GH 10 - 14 / GS 20 - 24  
 HT / DT / FT / BF / HB / ND / V / F  
*Dark Blue*



**Petunias**  
**Sanguna® Burgundy (GF)**  
 #4.5 Pot / #8 TP / #10 HB  
 F/PS / ST / GH 10 - 14 / GS 20 - 24  
 HT / DT / FT / BF / HB / ND / V / F  
*Dark Burgundy*



**Petunias**  
**Sanguna® Lavender Vein (GF)**  
 #4.5 Pot / #10 HB  
 F/PS / ST / GH 10 - 14 / GS 20 - 24  
 HT / DT / FT / BF / HB / ND / V / F  
*True Lavender w/ Darker Veins*



**Petunias**  
**Sanguna® Lipstick (GF)**  
 #4.5 Pot / #10 HB/ #12 TP  
 F/PS / ST / GH 10 - 14 / GS 20 - 24  
 HT / DT / FT / BF / HB / ND / V / F  
*Deep Pink*



**Petunias**  
**Sanguna® Picotee Punch (GF)**  
 #4.5 Pot / #8 TP / #10 HB  
 F/PS / ST / GH 3 - 12 / GS 18 - 22  
 HT / DT / FT / BF / HB / F / ND  
*Bi-Color Purple that fades into a white center*



**Petunias**  
**Sanguna® Purple (GF)**  
 #4.5 Pot / #8 TP / #10 HB / #12 TP  
 F/PS / ST / GH 10 - 14 / GS 20 - 24  
 HT / DT / FT / BF / HB / ND / F  
*Deep Purple*



**Petunias**  
**Sanguna® Radiant Blue (GF)**  
 #4.5 Pot / #8 TP / #10 HB  
 F/PS / ST / GH 8 - 10 / GS 12 - 14  
 HT / DT / FT / BF / HB / ND / F  
*Bi-Color Blue that fades into a white center*



**Petunias**  
**Sanguna® Rose Vein (GF)**  
 #4.5 Pot / #10 HB  
 F/PS / ST / GH 10 - 14 / GS 20 - 24  
 V / HT / DT / FT / BF / HB / ND / F  
*Rose-Pink w/ Lavender Veins*



**Petunias**  
**Sanguna® White (GF)**  
 #4.5 Pot / #10 HB/ #12 TP  
 F/PS / ST / GH 10 - 14 / GS 20 - 24  
 V / HT / DT / FT / BF / HB / ND / F  
*Clear White*



**Petunias**  
**Supertunia® Bermuda Beach (PW)**  
 #4.5 Pot / #8 TP / #10 HB  
 F/PS / M-T / GH 8 - 10 / GS 18 - 24  
 V / HT / DT / FT / BF / HB / ND / F  
*Coral-Salmon*



**Petunias**  
**Supertunia® Black Cherry (PW)**  
 #4.5 Pot / #8 TP / #10 HB  
 F/PS / M-T / GH 8 - 10 / GS 18 - 24  
 V / HT / DT / FT / BF / HB / ND / F  
*Deep Red w/ Black Accents*







**Petunias**  
**Supertunia® Bordeaux (PW)**  
 #4.5 Pot / #8 TP / #10 HB  
 F/PS / M-T / GH 8 - 10 / GS 18 - 24  
 V / HT / DT / FT / BF / HB / ND / F  
*Pale Lav-Pink w/ Dark Plum Veins, Throat*



**Petunias**  
**Supertunia® Dbl Dk Blue (PW)**  
 #4.5 Pot / #10 HB  
 F/PS / M-T / GH 8 - 10 / GS 18 - 24  
 V / HT / DT / FT / BF / HB / ND / F  
*Dark Blue*



**Petunias**  
**Supertunia® Dbl Peppermint (PW)**  
 #4.5 Pot / #10 HB  
 F/PS / M-T / GH 8 - 10 / GS 18 - 24  
 V / HT / DT / FT / BF / HB / ND / F  
*Ruffled Rose, White Bi-Color*



**Petunias**  
**Supertunia® Flamingo (PW)**  
 #4.5 Pot / #8 TP / #10 HB  
 F/PS / M-T / GH 8 - 16 / GS 24 - 36  
 V / HT / DT / FT / BF / HB / ND / F  
*Bright Salmon Pink*



**Petunias**  
**Supertunia® Lavender Skies (PW)**  
 #4.5 Pot / #8 TP / #10 HB  
 F/PS / M-T / GH 8 - 10 / GS 18 - 24  
 V / HT / DT / FT / BF / HB / ND / F  
*Pink-Lavender*



**Petunias**  
**Supertunia® Limoncello (PW)**  
 #4.5 Pot / #8 TP / #10 HB  
 F/PS / M-T / GH 6 - 10 / GS 20 - 24  
 V / HT / DT / FT / BF / HB / ND / F  
*Soft Yellow w/ Deep Yellow Veins*



**Petunias**  
**Supertunia® Priscilla (PW)**  
 #4.5 Pot / #8 TP / #10 HB  
 F/PS / M-T / GH 8 - 10 / GS 18 - 24  
 V / HT / DT / FT / BF / HB / ND / F  
*Lavender w/ Purple Veins*



**Petunias**  
**Supertunia® Raspberry Blast (PW)**  
 #4.5 Pot / #8 TP / #10 HB  
 F/PS / M-T / GH 8 - 10 / GS 18 - 24  
 V / HT / DT / FT / BF / HB / ND / F  
*Pink w/ Deep Cerise Violet Edging*



**Petunias**  
**Supertunia® Red (PW)**  
 #4.5 Pot / #8 TP / #10 HB  
 F/PS / M-T / GH 8 - 10 / GS 18 - 24  
 V / HT / DT / FT / BF / HB / ND / F  
*Red*



**Petunias**  
**Supertunia® Royal Magenta (PW)**  
 #4.5 Pot / #8 TP / #10 HB  
 F/PS / M-T / GH 8 - 10 / GS 18 - 24  
 V / HT / DT / FT / BF / HB / ND / F  
*Hot Pink-Purple*



**Petunias**  
**Supertunia® Royal Velvet (PW)**  
 #4.5 Pot / #8 TP / #10 HB  
 F/PS / M-T / GH 8 - 10 / GS 18 - 24  
 V / HT / DT / FT / BF / HB / ND / F  
*Deep Blue-Purple*



**Petunias**  
**Supertunia® Sangria Charm (PW)**  
 #4.5 Pot / #10 HB  
 F/PS / M-T / GH 8 - 12 / GS 18 - 24  
 V / HT / DT / FT / BF / HB / ND / F  
*Deep Pink Flowers That Fade With Age*



**Petunias**  
**Supertunia® Vista Bubblegum (PW)**  
 #4.5 Pot / #8 TP / #10 HB  
 F/PS / U-M / GH 16 - 20 / GS 18 - 24  
 V / HT / DT / FT / BF / HB / ND / F  
*Bubblegum-Pink*



**Petunias**  
**Supertunia® Vista Fuchsia (PW)**  
 #4.5 Pot / #8 TP / #10 HB  
 F/PS / U-M / GH 12 - 16 / GS 18 - 24  
 V / HT / DT / FT / BF / HB / ND / F  
*Hot Pink*



**Petunias**  
**Supertunia® Vista Silverberry (PW)**  
 #4.5 Pot / #8 TP / #10 HB  
 F/PS / U-M / GH 16 - 20 / GS 18 - 24  
 V / HT / DT / FT / BF / HB / ND / F  
*Silver w/ Strawberry-Red Veins*





**Petunias**  
**Supertunia® White (PW)**  
 #4.5 Pot / #8 TP / #10 HB  
 F/PS / M-T / GH 8 - 10 / GS 18 - 24  
 V / HT / DT / FT / BF / HB / ND / F  
*White w/ Soft Yellow Veins in Eye*



**Petunias**  
**Surfinia® Deep Red (Suntory)**  
 #4.5 Pot / #8 TP / #10 HB / #12 TP  
 F/PS / T / GH 5 - 7 / GS 18 - 24  
 V / HT / DT / FT / BF / HB / ND / F  
*True Deep Red w/ Golden Throat*



**Petunias**  
**Surfinia® Lime (PS)**  
 #4.5 Pot / #8 TP / #10 HB  
 F/PS / M-T / GH 8 - 10 / GS 18 - 24  
 V / HT / DT / FT / BF / HB / ND / F  
*Creamy Yellow w/ Pale Green Throat*



**Petunias**  
**Surfinia® Sky Blue (PS)**  
 #4.5 Pot / #8 TP / #10 HB  
 F/PS / M-T / GH 8 - 10 / GS 18 - 24  
 V / HT / DT / FT / BF / HB / ND / F  
*Sky Blue w/ Pale Yellow Eye*



**Petunias**  
**Sweetunia Johnny Flame (Dan)**  
 #4.5 Pot / #8 TP / #10 HB  
 F/PS / U-M / GH 8 - 10 / GS 18 - 24  
 V / HT / DT / FT / BF / HB / ND / F  
*Bright Rose - Purple Patterened w/ a Deep Purple Flame*



**Petunias**  
**Whispers™ Amethyst (GF)**  
 #4.5 Pot / #8 TP / #10 HB  
 F/PS / ST / GH 10 - 14 / GS 20 - 24  
 V / HT / DT / FT / BF / HB / ND / F  
*Amethyst w/ White Eye*



**Petunias**  
**Whispers™ Red (GF)**  
 #4.5 Pot / #10 HB  
 F/PS / ST / GH 10 - 14 / GS 20 - 24  
 V / HT / DT / FT / BF / HB / ND / F  
*True Red*



**Petunias**  
**Whispers™ Star Rose (GF)**  
 #4.5 Pot / #10 HB  
 F/PS / ST / GH 8 - 12 / GS 22 - 26  
 V / HT / DT / FT / BF / HB / ND / F  
*White Blooms w/ Bright Pink Star Pattern*







**Portulaca**  
**Pazzaz™ Deep Pink (Dan)**  
 #4.5 / #8 TP / #10 HB  
 F / ST / GH 4 - 8 / GS 14 - 20  
 HT / DT / BF / HB / ND  
*Deep Pink w/ Yellow Center*



**Portulaca**  
**Pazzaz™ Red Flare (Dan)**  
 #4.5 / #8 TP / #10 HB  
 F / ST / GH 4 - 8 / GS 14 - 20  
 HT / DT / BF / HB / ND  
*Red*



**Portulaca**  
**Pazzaz™ Tangerine (Dan)**  
 #4.5 / #8 TP / #10 HB  
 F / ST / GH 4 - 8 / GS 14 - 20  
 HT / DT / BF / HB / ND  
*Orange w/ Yellow Center*




**Portulaca**  
**Pazzaz™ Vivid Yellow (Dan)**  
 #4.5 / #8 TP / #10 HB  
 F / ST / GH 4 - 8 / GS 14 - 20  
 HT / DT / BF / HB / ND  
*Yellow w/ Darker Yellow Center*



**Portulaca**  
**RioGrande Magenta (BFP)**  
 #4.5 / #8 TP / #10 HB  
 F / T / GH 3 - 4 / GS 10 - 12  
 HT / DT / BF / HB / ND / V  
*Magenta w/ Bright Yellow Center*



**Portulaca**  
**RioGrande Orange (BFP)**  
 #4.5 / #8 TP / #10 HB  
 F / T / GH 3 - 4 / GS 10 - 12  
 HT / DT / BF / HB / ND / V  
*Orange w/ Bright Yellow Center*



**Portulaca**  
**RioGrande Scarlet (BFP)**  
 #4.5 / #8 TP / #10 HB  
 F / T / GH 3 - 4 / GS 10 - 12  
 HT / DT / BF / HB / ND / V  
*Scarlet w/ Bright Yellow Center*



**Portulaca**  
**RioGrande Yellow (BFP)**  
 #4.5 / #8 TP / #10 HB  
 F / T / GH 3 - 4 / GS 10 - 12  
 HT / DT / BF / HB / ND / V  
*Bright Yellow*





**Scaevola**  
**Bombay® Dark Blue (GF)**  
 #4.5 Pot / #8 TP / #10 HB / 306 HP  
 F / T / GH 6 - 10 / GS 14 - 18  
 HT / DT / ND / DR / BF  
*Dark Blue-Purple*



**Scaevola**  
**Bombay® Pink (GF)**  
 #4.5 Pot / #8 TP / #10 HB  
 F / ST / GH 8 - 12 / GS 18 - 22  
 HT / DT / ND / DR / BF  
*Light Pink*



**Scaevola**  
**Bombay® White (GF)**  
 #4.5 Pot / #10 HB  
 F / T / GH 6 - 10 / GS 14 - 18  
 HT / DT / ND / DR / BF  
*White*



**Scaevola**  
**Scolara Suntastic Yellow (WF)**  
 #4.5 Pot / #10 HB  
 F / ST / GH 8 - 12 / GS 12 - 14  
 HT / DT / ND / DR / BF  
*Two - Toned Pale Yellow + White w/ Darker Lemon Yellow Throats*



**Scaevola**  
**Whirlwind Blue (PW)**  
 #4.5 Pot / #8 TP / #10 HB  
 F / T / GH 8 - 12 / GS 12 - 16  
 HT / DT / ND / DR / BF  
*Blue-Purple*



**Sedum**  
**Lemon Coral™ (PW)**  
 #4.5 Pot  
 F/PS / M-T / GH 3 - 6 / GS 12 - 24  
 V / HT / DT / DR / SUC  
*Spikey Chartreuse Succulent Foliage*



**Stock**  
**Vintage Copper**  
 #4.5 Pot  
 F / M-U / GH 15 - 20 / GS 12 - 14  
 F / C / BF / SDF  
*Copper-Rose*



**Stock**  
**Vintage Lavender**  
 #4.5 Pot  
 F / M-U / GH 15 - 20 / GS 12 - 14  
 F / C / BF / SDF  
*Violet-Lavender*



**Stock**  
**Vintage Rose**  
 #4.5 Pot  
 F / M-U / GH 15 - 20 / GS 12 - 14  
 F / C / BF / SDF  
*Rose-Mauve*



**SunPatiens®**  
**Compact Blush Pink (Sakata)**  
 #4.5 Pot / #6 Pot / #8 TP / 306 HP  
 F/PS / M / GH 16 - 32 / GS 14 - 24  
 HT / ND / DMR / BF  
*Soft Pink w/ Bright Pink line down center of each petal*




**SunPatiens®**  
**Compact Coral (Sakata)**  
 #4.5 Pot / #6 Pot / #8 TP / 306 HP  
 F/PS / M / GH 16 - 32 / GS 14 - 24  
 HT / ND / DMR / BF  
*Bright Coral-Orange*




**SunPatiens®**  
**Compact Deep Rose (Sakata)**  
 #4.5 Pot / #6 Pot / #8 TP / 306 HP  
 F/PS / M / GH 16 - 32 / GS 14 - 24  
 HT / ND / DMR / BF  
*Deeply-Hued, Pink-Rose Flowers*



**SunPatiens®**  
**Compact Electric Orange (Sakata)**  
 #4.5 Pot / #6 Pot / #8 TP / 306 HP  
 F/PS / M / GH 16 - 32 / GS 14 - 24  
 HT / ND / DMT / BF  
*Vibrant Orange*



**SunPatiens®**  
**Compact Lilac (Sakata)**  
 #4.5 Pot / #6 Pot / #8 TP / 306 HP  
 F/PS / M / GH 16 - 32 / GS 14 - 24  
 HT / ND / DMR / BF  
*Bright Fuchsia-Pink*



**SunPatiens®**  
**Compact Pink (Sakata)**  
 #4.5 Pot / #6 Pot / #8 TP / 306 HP  
 F/PS / M / GH 16 - 32 / GS 14 - 24  
 HT / ND / DMR / BF / V  
*Pink*







**Benefits of SunPatien**

- Flourishes in high heat & humidity
- High impact color, low maintenance
- Resistant to Impatiens Downy Mildew
- Provides up to 3 times the coverage and color of a standard bedding plant
- Gets better as the season goes on lasting into the first hard frost of fall
- Thrives in both full sun & part sun locations
- Vigorous growth habit
- Fewer plants required then traditional seed-annuals for equal coverage

**TIP**


Plant SunPatien later in spring when soil temperatures are higher. Be sure to keep them well watered and feed until they have time to establish after transplant. They can take a little bit longer to establish than seed impatiens do, but once established they flourish.

SunPatien can be planted in less density to save time & money! If you want fast coverage, we recommend 12" x 12"... if you can wait a little for the plants to fill in try doing them at 18" x 18". As plant spacing increases, fewer plants are required for equal coverage. The compact varieties will fill in over the course of the summer even at that spacing. The spreaders will fill in even faster!



Plant Spacing	8"x8"	10"x10"	12"x12"	14"x14"	16"x16"	18"x18"	20"x20"	24"x24"
Plants/ 10,000 sqft	22,500	14,400	10,000	7,350	5,620	4,444	3,600	2,500

This revolutionary hybrid impatiens series are heat-loving impatiens that grow in sun or shade and will flower from late spring to first frost. Unlike regular impatiens, SunPatien are resistant to Impatiens Downy Mildew! With their eye-catching flowers & excellent shelf life, they will be a welcome addition to your garden center or landscape. We offer SunPatien in our 306 Handle Pack Tray, #4.5 Pot, #6 Pot, and #8 Terra Pots.



**SunPatien®**  
**Compact Red (Sakata)**  
 #4.5 Pot / #6 Pot / #8 TP / 306 HP  
 F/PS / M / GH 16 - 32 / GS 14 - 24  
 HT / ND / DMR / BF  
 Rich Fire Engine Red



**SunPatien®**  
**Compact Royal Magenta (Sakata)**  
 #4.5 Pot / #6 Pot / #8 TP / 306 HP  
 F/PS / M / GH 16 - 32 / GS 14 - 24  
 HT / ND / DMR / BF  
 Fuchsia





**SunPatiens®**  
**Compact White Imp (Sakata)**  
 #4.5 Pot / #6 Pot / #8 TP / 306 HP  
 F/PS / M / GH 16 - 32 / GS 14 - 24  
 HT / ND / DMR / BF  
*Pure White*



**SunPatiens®**  
**Spreading Carmine Red (Sakata)**  
 306 HP  
 F/PS / M / GH 20 - 36 / GS 24 - 36  
 HT / ND / DMR / BF  
*Scarlet Red*



**SunPatiens®**  
**Spreading Clear White (Sakata)**  
 306 HP  
 F/PS / M / GH 20 - 36 / GS 24 - 36  
 HT / ND / DMR / BF  
*Pure White*



**SunPatiens®**  
**Spreading Corona (Sakata)**  
 306 HP  
 F/PS / M / GH 20 - 36 / GS 24 - 36  
 HT / ND / DMR / BF  
*Lipstick Red in Shade turns to Orange in Sun*



**SunPatiens®**  
**Spreading Pink Flash (Sakata)**  
 306 HP  
 F/PS / M / GH 20 - 36 / GS 24 - 36  
 HT / ND / DMR / BF  
*Pink Bi-Color*



**SunPatiens®**  
**Spreading Salmon (Sakata)**  
 306 HP  
 F/PS / M / GH 20 - 36 / GS 24 - 36  
 HT / ND / DMR / BF  
*Rich Salmon-Pink on Variegated Foliage*



**SunPatiens®**  
**Spreading Scarlet Red (Sakata)**  
 306 HP  
 F/PS / M / GH 20 - 36 / GS 24 - 36  
 HT / ND / DMR / BF / V  
*Scarlet Red*



**SunPatiens®**  
**Spreading Shell Pink (Sakata)**  
 306 HP  
 F/PS / M / GH 20 - 36 / GS 24 - 36  
 HT / ND / DMR / BF  
*Shell Pink*



**Thunbergia**  
**Sunny™ Arizona Glow**  
 #8 TP  
 F / T / GH 5 - 8 ft / GS 16 - 24 in  
 V / HT / BF / ND  
*Bright Orange-Red w/ Black-Purple Eye*



**Thunbergia**  
**Sunny™ Lemon Star**  
 #8 TP  
 F / T / GH 5 - 8 ft / GS 16 - 24 in  
 V / HT / BF / ND  
*Lemon Yellow w/ Black-Purple Eye*



**Thunbergia**  
**Sunny™ Orange Wonder**  
 #8 TP  
 F / T / GH 5 - 8 ft / GS 16 - 24 in  
 V / HT / BF / ND  
*Bright Orange w/ Black-Purple Eye*



**Torenia**  
**Catalina® Gilded Grape (PW)**  
 #4.5 Pot  
 PS/S / U-M / GH 6 - 10 / GS 10 - 12  
 HT / ST / HB / C / ND / DR  
*Vibrant Yellow w/ Dark Purple Throat*



**Torenia**  
**Catalina® Grape-O-Licious (PW)**  
 #4.5 Pot  
 PS/S / U-M / GH 6 - 10 / GS 10 - 12  
 HT / ST / HB / C / ND / DR  
*Crisp White w/ Bright Purple Throat*



**Torenia**  
**Catalina® Midnight Blue (PW)**  
 #4.5 Pot  
 PS/S / U-M / GH 6 - 10 / GS 10 - 12  
 HT / ST / HB / C / ND / DR  
*2-Tone Periwinkle, Deep Cobalt Blue w/ Yellow Throat*



**Torenia**  
**Catalina® Pink (PW)**  
 #4.5 Pot  
 PS/S / U-M / GH 6 - 10 / GS 10 - 12  
 HT / ST / HB / C / ND / DR  
*2-Tone Pink w/ Yellow Throat*



**Torenia**  
**Catalina® White Linen (PW)**  
 #4.5 Pot  
 PS/S / U-M / GH 6 - 10 / GS 10 - 12  
 HT / ST / HB / C / ND / DR  
*Pure White w/ Yellow Throat*



# PREMIUM ANNUALS



**Torenia**  
**Summer Wave® Amethyst (PW)**  
 #10 HB  
 PS/S / M-T / GH 8 - 12 / GS 10 - 12  
 HT / ST / HB / ND / DR  
*Amethyst*



**Torenia**  
**Summer Wave® Blue (PW)**  
 #10 HB  
 PS/S / M-T / GH 8 - 12 / GS 10 - 12  
 HT / ST / HB / ND / DR  
*True Blue*



**Torenia**  
**Summer Wave® Lg Violet (PW)**  
 #10 HB  
 PS/S / M-T / GH 8 - 12 / GS 10 - 12  
 HT / ST / HB / ND / DR  
*Violet*



**Tuberous Begonia**  
**Non Stop® Appleblossom**  
 #4.5 Pot  
 PS/S / U-M / GH 8 - 12 / GS 12 - 16  
 DF / HT / C / ND  
*White w/ Light Rose Coat*



**Tuberous Begonia**  
**Non Stop® Deep Rose**  
 #4.5 Pot  
 PS/S / U-M / GH 8 - 12 / GS 12 - 16  
 DF / HT / C / ND  
*Rose-Pink*



**Tuberous Begonia**  
**Non Stop® Deep Salmon**  
 #4.5 Pot  
 PS/S / U-M / GH 8 - 12 / GS 12 - 16  
 DF / HT / C / ND  
*Orange-Pink*



**Tuberous Begonia**  
**Non Stop® Orange**  
 #4.5 Pot  
 PS/S / U-M / GH 8 - 12 / GS 12 - 16  
 DF / HT / C / ND  
*Rich Orange w/ Golden Center*



**Tuberous Begonia**  
**Non Stop® Pink**  
 #4.5 Pot  
 PS/S / U-M / GH 8 - 12 / GS 12 - 16  
 DF / HT / C / ND  
*Pink*



**Tuberous Begonia**  
**Non Stop® Red**  
 #4.5 Pot  
 PS/S / U-M / GH 8 - 12 / GS 12 - 16  
 DF / HT / C / ND  
*Red*



**Tuberous Begonia**  
**Non Stop® Rose Petticoat**  
 #4.5 Pot  
 PS/S / U-M / GH 8 - 12 / GS 12 - 16  
 DF / HT / C / ND  
*Rose, White Bi-Color*



**Tuberous Begonia**  
**Non Stop® Yellow**  
 #4.5 Pot  
 PS/S / U-M / GH 8 - 12 / GS 12 - 16  
 DF / HT / C / ND  
*Bright Yellow*



**Tuberous Begonia**  
**Non Stop® Mocca Deep Orange**  
 #4.5 Pot  
 PS/S / U-M / GH 8 - 12 / GS 12 - 16  
 DF / HT / C / ND  
*Deep Orange on Dark Foliage*



**Tuberous Begonia**  
**Non Stop® Mocca Pink Shades**  
 #4.5 Pot  
 PS/S / U-M / GH 8 - 12 / GS 12 - 16  
 DF / HT / C / ND  
*Rosy Pink on Dark Foliage*



**Tuberous Begonia**  
**Non Stop® Mocca Scarlet**  
 #4.5 Pot  
 PS/S / U-M / GH 8 - 12 / GS 12 - 16  
 DF / HT / C / ND  
*Scarlet on Dark Foliage*



**Tuberous Begonia**  
**Non Stop® Mocca White**  
 #4.5 Pot  
 PS/S / U-M / GH 8 - 12 / GS 12 - 16  
 DF / HT / C / ND  
*White on Dark Foliage*



**Tuberous Begonia**  
**Non Stop® Mocca Yellow**  
 #4.5 Pot  
 PS/S / U-M / GH 8 - 12 / GS 12 - 16  
 DF / HT / C / ND  
*Yellow on Dark Foliage*





# VERBENA

*Vivid Colors - Eye-catching in Baskets, Containers, and Landscapes*



**Verbena**  
**Lanai® Blue Denim (GF)**  
 #4.5 Pot / #8 TP / #10 HB  
 F / T / GH 6 - 10 / GS 20 - 24  
 HT / DT / FT / BF / DR  
*Denim Blue*



**Verbena**  
**Lanai® Candy Cane (GF)**  
 #4.5 Pot / #8 TP / #10 HB  
 F / T / GH 6 - 10 / GS 20 - 24  
 HT / DT / FT / BF / DR  
*Red & White Bi-Color*



**VERBENA LEAVES**  
 Lanai Series = Broad Leaf  
 Magelana Series = Lacey Leaf  
 Superbena Series = Broad Leaf



**Verbena**  
**Lanai® Dark Red (GF)**  
 #4.5 Pot / #8 TP / #10 HB  
 F / T / GH 6 - 10 / GS 20 - 24  
 HT / DT / FT / BF / DR  
*Deep Red*



**Verbena**  
**Lanai® Deep Pink (GF)**  
 #4.5 Pot / #8 TP / #10 HB  
 F / T / GH 6 - 10 / GS 20 - 24  
 HT / DT / FT / BF / DR  
*Deep Pink*



**Verbena**  
**Lanai® Deep Purple (GF)**  
 #4.5 Pot / #8 TP / #10 HB  
 F / T / GH 6 - 10 / GS 20 - 24  
 HT / DT / FT / BF / DR  
*Deep Purple*



**Verbena**  
**Lanai® Lavender Star (GF)**  
 #4.5 Pot / #8 TP / #10 HB  
 F / T / GH 6 - 10 / GS 20 - 24  
 HT / DT / FT / BF / DR  
*Lavender w/ White Stripes*





**Verbena**  
**Lanai® Lime Green (GF)**  
 #4.5 Pot  
 F / T / GH 8 - 12 / GS 12 - 14  
 C / HT / DT / FT / BF / DR  
*Lime Green*



**Verbena**  
**Lanai® Magenta Imp. (GF)**  
 #4.5 Pot / #8 TP / #10 HB  
 F / T / GH 6 - 10 / GS 20 - 24  
 HT / DT / FT / BF / DR  
*Magenta Red*



**Verbena**  
**Lanai® Peach (GF)**  
 #4.5 Pot / #8 TP / #10 HB  
 F / T / GH 6 - 10 / GS 16 - 20  
 C / HT / DT / FT / BF / DR  
*Dark Peach Fades to Soft Peach*



**Verbena**  
**Lanai® Royal Purple w/ Eye (GF)**  
 #4.5 Pot / #10 HB  
 F / T / GH 6 - 10 / GS 20 - 24  
 HT / DT / FT / BF / DR  
*Deep Purple w/ White Eye*



**Verbena**  
**Lanai® Scarlet w/ Eye (GF)**  
 #4.5 Pot / #8 TP / #10 HB  
 F / T / GH 6 - 10 / GS 20 - 24  
 HT / DT / FT / BF / DR  
*Scarlet Red w/ White Eye*



**Verbena**  
**Lanai® Twister Amethyst (GF)**  
 #4.5 Pot / #8 TP / #10 HB  
 F / T / GH 6 - 10 / GS 18 - 22  
 HT / DT / FT / BF / DR  
*Mix of Pale Violet + White*



**Verbena**  
**Lanai® Twister Pink (GF)**  
 #4.5 Pot / #8 TP / #10 HB  
 F / T / GH 6 - 10 / GS 20 - 24  
 HT / DT / FT / BF / DR  
*Lt Pink Outer Petals & Dk Pink Inner Petals*



**Verbena**  
**Lanai® Twister Purple Imp. (GF)**  
 #4.5 Pot / #8 TP / #10 HB  
 F / T / GH 6 - 10 / GS 20 - 24  
 HT / DT / FT / BF / DR  
*Mix of Purple + White*



**Verbena**  
**Lanai® Twister Red Imp. (GF)**  
 #4.5 Pot / #8 TP / #10 HB  
 F / T / GH 6 - 10 / GS 20 - 24  
 HT / DT / FT / BF / DR  
*Mix of Rose Red, White + Pink*




**Verbena**  
**Lanai® Vintage Rose (GF)**  
 #4.5 Pot / #10 HB  
 F / T / GH 6 - 10 / GS 20 - 24  
 C / HT / DT / FT / BF / DR  
*Cream Blooms w/ Patches of Rose*



**Verbena**  
**Lanai® White (GF)**  
 #4.5 Pot / #8 TP / #10 HB  
 F / T / GH 6 - 10 / GS 20 - 24  
 HT / DT / FT / BF / DR  
*Crisp White w/ Light Green Eye*



**Verbena**  
**Lanai® Upright Blue w/ Eye (GF)**  
 #4.5 Pot  
 F / U / GH 10 - 14 / GS 12 - 14  
 HT / DT / FT / BF / DR  
*Blue-Purple w/ White Eye*



**Verbena**  
**Lanai® Upright Pink w/ Eye (GF)**  
 #4.5 Pot  
 F / U / GH 10 - 14 / GS 14 - 16  
 HT / DT / FT / BF / DR  
*Pink w/ White Eye*



**Verbena**  
**Lanai® Upright Purple Mosaic (GF)**  
 #4.5 Pot  
 F / U / GH 8 - 12 / GS 12 - 14  
 C / HT / DT / FT / BF / DR  
*White w/ Purple Specks*





**Verbena**  
**Lanai® Upright Purple w/ Eye (GF)**  
 #4.5 Pot  
 F / U / GH 10 - 14 / GS 14 - 16  
 HT / DT / FT / BF / DR  
*Rich Purple w/ White Eye*



**Verbena**  
**Lanai® Upright Red w/ Eye (GF)**  
 #4.5 Pot  
 F / U / GH 10 - 14 / GS 14 - 16  
 HT / DT / FT / BF / DR  
*Bright Red w/ White Eye*



**Verbena**  
**Lanai® Upright Rose w/ Eye (GF)**  
 #4.5 Pot  
 F / U / GH 10 - 14 / GS 12 - 14  
 HT / DT / FT / BF / DR  
*Dark Rose w/ White Eye*



**Verbena**  
**Lanai® Upright White (GF)**  
 #4.5 Pot  
 F / U / GH 10 - 14 / GS 14 - 16  
 HT / DT / FT / BF / DR  
*Crisp White w/ Light Green Eye*



**Verbena**  
**Magelana™ Hot Rose (GF)**  
 #4.5 Pot / #8 TP / #10 HB  
 F / T / GH 4 - 6 / GS 14 - 16  
 C / HT / DT / FT / BF / DR  
*Bright Rose*



**Verbena**  
**Magelana™ Lilac (GF)**  
 #4.5 Pot / #8 TP / #10 HB  
 F / T / GH 4 - 6 / GS 14 - 16  
 C / HT / DT / FT / BF / DR  
*Delicate Lilac*



**Verbena**  
**Magelana™ Midnight Blue (GF)**  
 #4.5 Pot / #8 TP / #10 HB  
 F / T / GH 4 - 6 / GS 14 - 16  
 C / HT / DT / FT / BF / DR  
*Purple-Blue Shades*



**Verbena**  
**Magelana™ Peach (GF)**  
 #4.5 Pot / #8 TP / #10 HB  
 F / T / GH 4 - 6 / GS 14 - 16  
 C / HT / DT / FT / BF / DR  
*Dark Peach Fades to Soft Peach*



**Verbena**  
**Magelana™ Plum Frost (GF)**  
 #4.5 Pot / #8 TP / #10 HB  
 F / T / GH 4 - 6 / GS 14 - 16  
 C / HT / DT / FT / BF / DR  
*Plum w/ Frosty White Eye*



**Verbena**  
**Magelana™ Red Imp. (GF)**  
 #4.5 Pot / #8 TP / #10 HB  
 F / T / GH 4 - 6 / GS 14 - 16  
 HT / DT / FT / BF / DR  
*Bright Red*



**Verbena**  
**Magelana™ Violet (GF)**  
 #4.5 Pot / #8 TP / #10 HB  
 F / T / GH 4 - 6 / GS 14 - 16  
 C / HT / DT / FT / BF / DR  
*Dark Violet*



**Verbena**  
**Magelana™ White (GF)**  
 #4.5 Pot / #8 TP / #10 HB  
 F / T / GH 4 - 6 / GS 14 - 16  
 C / HT / DT / FT / BF / DR  
*Pure White*



**Verbena**  
**Superbena® Royale Chambray (PW)**  
 #4.5 Pot / #10 HB  
 F / M / GH 6 - 10 / GS 18 - 24  
 HT / DT / FT / BF / V / DR  
*Silvery-Light Purple*



**Verbena**  
**Superbena® Royale Cherryburst (PW)**  
 #4.5 Pot / #10 HB  
 F / M-T / GH 6 - 10 / GS 18 - 24  
 HT / DT / FT / BF / V / DR  
*Cherry Red w/ White Stripes*



**Verbena**  
**Superbena® Royale Plum Wine (PW)**  
 #4.5 Pot / #10 HB  
 F / M-T / GH 8 - 12 / GS 12 - 24  
 HT / DT / FT / BF / V / DR  
*Reddish Purple*



**Verbena**  
**Superbena® Royale Red (PW)**  
 #4.5 Pot / #10 HB  
 F / T / GH 6 - 10 / GS 18 - 24  
 HT / DT / FT / BF / V / DR  
*Deep Scarlet*





**Verbena**  
**Superbena® Royale Silverdust (PW)**  
 #4.5 Pot / #10 HB  
 F / T / GH 6 - 10 / GS 18 - 24  
 HT / DT / FT / BF / V / DR  
*Silvery-Lavender, Purple-Blushed*



**Verbena**  
**Superbena® Royale Whitecap (PW)**  
 #4.5 Pot / #10 HB  
 F / M-T / GH 6 - 12 / GS 24 - 30  
 HT / DT / FT / BF / V / DR  
*Clear White w/ Light Green Eye*



**Wave Petunia**  
**Easy Wave® Blue**  
 #4.5 Pot / #9 TP / 306 HP  
 F/PS / M-S / GH 6 - 12 / GS 30 - 39  
 ND / HT / V / BF / HB  
*Dark Blue w/ some Lighter Blue Shading*



**Wave Petunia**  
**Easy Wave® Burgundy Star**  
 #4.5 Pot  
 F/PS / M-S / GH 6 - 12 / GS 30 - 39  
 ND / HT / V / BF / HB  
*Rich Burgundy w/ White Star Pattern*



**Wave Petunia**  
**Easy Wave® Burgundy Velour**  
 #4.5 Pot / #9 TP  
 F/PS / M-S / GH 6 - 12 / GS 30 - 39  
 ND / HT / V / BF / HB  
*Rich Velvety Caberaet w/ Deeper Colour at Throat*



**Wave Petunia**  
**Easy Wave® Flag Mix**  
 #4.5 Pot  
 F/PS / M-S / GH 6 - 12 / GS 30 - 39  
 ND / HT / V / BF / HB  
*Patriotic Mix of Red, White & Blue*



**Wave Petunia**  
**Easy Wave® Mystic Pink Imp.**  
 #4.5 Pot  
 F/PS / M-S / GH 6 - 12 / GS 30 - 39  
 ND / HT / V / BF / HB  
*Cotton Candy Pink w/ White Throat*



**Wave Petunia**  
**Easy Wave® Neon Rose**  
 #4.5 Pot / #9 TP / 306 HP  
 F/PS / M-S / GH 6 - 12 / GS 30 - 39  
 ND / HT / V / BF / HB  
*Hot Rose-Pink*



**Wave Petunia**  
**Easy Wave® Pink**  
 #4.5 Pot / #9 TP / 306 HP  
 F/PS / M-S / GH 6 - 12 / GS 30 - 39  
 ND / HT / V / BF / HB  
*Pink*



**Wave Petunia**  
**Easy Wave® Plum Pudding Mix**  
 #4.5 Pot  
 F/PS / M-S / GH 6 - 12 / GS 30 - 39  
 ND / HT / V / BF / HB  
*Mix of Plum Vein & Violet*



**Wave Petunia**  
**Easy Wave® Red Improved**  
 #4.5 Pot / #9 TP / 306 HP  
 F/PS / M-S / GH 6 - 12 / GS 30 - 39  
 ND / HT / V / BF / HB  
*Deep Red*



**Wave Petunia**  
**Easy Wave® Red Velour**  
 #4.5 Pot  
 F/PS / M-S / GH 6 - 12 / GS 30 - 39  
 ND / HT / V / BF / HB  
*True Blood-Red*



**Wave Petunia**  
**Easy Wave® Salmon**  
 #4.5 Pot  
 F/PS / M-S / GH 6 - 12 / GS 30 - 39  
 ND / HT / V / BF / HB  
*Salmon-Pink*



**Wave Petunia**  
**Easy Wave® Violet**  
 #4.5 Pot / #9 TP / 306 HP  
 F/PS / M-S / GH 6 - 12 / GS 30 - 39  
 ND / HT / V / BF / HB  
*Deep Violet*



**Wave Petunia**  
**Easy Wave® White**  
 #4.5 Pot / #9 TP / 306 HP  
 F/PS / M-S / GH 6 - 12 / GS 30 - 39  
 ND / HT / V / BF / HB  
*White*





**Wave Petunia**  
**Wave® Blue**  
 #4.5 Pot  
 F/PS / S / GH 5 - 7 / GS 36 - 48  
 ND / HT / V / BF / HB  
*Deep Blue*



**Wave Petunia**  
**Wave® Pink**  
 #4.5 Pot  
 F/PS / S / GH 5 - 7 / GS 36 - 48  
 ND / HT / V / BF / HB  
*Hot Pink*



**Wave Petunia**  
**Wave® Purple Improved**  
 #4.5 Pot  
 F/PS / S / GH 5 - 7 / GS 36 - 48  
 ND / HT / V / BF / HB  
*Purple-Magenta*



**Wave Petunia**  
**Wave® Rose**  
 #4.5 Pot  
 F/PS / S / GH 5 - 7 / GS 36 - 48  
 ND / HT / V / BF / HB  
*Bright Rose*



**Zonal Geraniums**  
**Calliope® Dark Red (SF)**  
 #4.5 Pot / #8 TP / #10 HB / #12 TP /  
 #14 TP  
 F/PS / M / GH 12 - 18 / GS 12 - 18  
 IC / HT / DT / V / SDF  
*Dark Velvet Red*



**Zonal Geraniums**  
**Rocky Mt.™ Dark Red (SF)**  
 #4.5 Pot / #8 TP  
 F/PS / U-M / GH 12 - 18 / GS 12 - 15  
 HT / SDF / V  
*Dark Red*



**Zonal Geraniums**  
**Rocky Mt.™ Red (SF)**  
 #4.5 Pot / #8 TP  
 F/PS / U-M / GH 12 - 18 / GS 12 - 15  
 HT / SDF / V  
*Bright Red*



**Zonal Geraniums**  
**Tango™ Dark Red (SF)**  
 #4.5 Pot  
 F/PS / U-M / GH 12 - 18 / GS 12 - 15  
 HT / SDF / C  
*Dark Red*







**Zonal Geraniums**  
**Americana™ Light Pink Splash (SF)**  
 #4.5 Pot  
 F/PS / U-M / GH 12 - 18 / GS 12 - 15  
 HT / SDF / V  
*Pastel Pink w/ Dark Pink Splash's*



**Zonal Geraniums**  
**Rocky Mt.™ Light Pink (SF)**  
 #4.5 Pot / #10 HB / #12 TP / #14 TP  
 F/PS / U-M / GH 12 - 18 / GS 12 - 15  
 HT / SDF / V  
*Light Pink*



**Zonal Geraniums**  
**Rocky Mt.™ Pink (SF)**  
 #4.5 Pot / #8 TP / #10 HB / #12 TP / #14 TP  
 F/PS / U-M / GH 12 - 18 / GS 12 - 15  
 HT / SDF / V  
*Pink*




**Zonal Geraniums**  
**Calliope® Hot Pink (SF)**  
 #4.5 Pot / #8 TP / #10 HB / #12 TP / #14 TP  
 F/PS / M / GH 12 - 18 / GS 12 - 18  
 IC / HT / DT / V / SDF  
*Hot Pink*



**Zonal Geraniums**  
**Calliope® Lavender Rose (SF)**  
 #4.5 Pot / #8 TP / #10 HB / #12 TP / #14 TP  
 F/PS / M / GH 12 - 18 / GS 12 - 18  
 IC / HT / DT / V / SDF  
*Lavender Rose*



**Zonal Geraniums**  
**Rocky Mt.™ Deep Rose (SF)**  
 #4.5 Pot / #8 TP / #10 HB / #12 TP / #14 TP  
 F/PS / U-M / GH 12 - 18 / GS 12 - 15  
 HT / SDF / V  
*Deep Rose*



**Zonal Geraniums**  
**Tango™ Rose Mega Splash (SF)**  
 #4.5 Pot  
 F/PS / U-M / GH 12 - 18 / GS 12 - 15  
 HT / SDF / C  
*White w/ Rose Splash's*



**Zonal Geraniums**  
**Rocky Mt.™ Lavender (SF)**  
 #4.5 Pot / #8 TP / #10 HB / #12 TP / #14 TP  
 F/PS / U-M / GH 12 - 18 / GS 12 - 18  
 HT / SDF / V  
*Lavender*



**Zonal Geraniums**  
**Classic™ Light Salmon (SF)**  
 #4.5 Pot / #8 TP / #10 HB / #12 TP / #14 TP  
 F/PS / U-M / GH 12 - 18 / GS 12 - 15  
 HT / SDF  
*Light Salmon*



**Zonal Geraniums**  
**Rocky Mt.™ Salmon (SF)**  
 #4.5 Pot / #8 TP / #10 HB / #12 TP / #14 TP  
 F/PS / U-M / GH 12 - 18 / GS 12 - 15  
 HT / SDF / V  
*Dark Salmon*



**Zonal Geraniums**  
**Rocky Mt.™ Magenta (SF)**  
 #4.5 Pot / #10 HB / #12 TP / #14 TP  
 F/PS / U-M / GH 12 - 18 / GS 12 - 15  
 HT / SDF / V  
*Cherry Magenta*



**Zonal Geraniums**  
**Rocky Mt.™ Violet (SF)**  
 #4.5 Pot / #8 TP / #10 HB / #12 TP / #14 TP  
 F/PS / U-M / GH 12 - 18 / GS 12 - 15  
 HT / SDF / V  
*Violet*



**Zonal Geraniums**  
**Rocky Mt.™ White (SF)**  
 #4.5 Pot / #8 TP / #10 HB / #12 TP / #14 TP  
 F/PS / U-M / GH 12 - 18 / GS 12 - 15  
 HT / SDF / V  
*White*



# TRIXI & KWIK KOMBOS

A complementary designer-blend of three plants that grow well together makes up both our Kwik Kombo™ and Trixi™ offerings. Once they reach your garden center in our #6 pot, they are ready-made to provide your customers something for virtually any palette or preference they might have. Encourage them to replant into baskets, containers or the landscape for that instant beauty and color that they crave. Each mix has been trialed across North America to ensure optimum performance and ultimate compatibility between components.



**Trixi™**  
**Berry Daring (Selecta)**  
 #6 Pot / F  
 Cali MiniFamous™ Comp Purple,  
 Cali MiniFamous Light Pink w/ Eye  
 Cali MiniFamous Neo Royal Blue



**Trixi™**  
**Blueberry Parfait (Selecta)**  
 #6 Pot / F  
 Bacopa Big Falls Pearl  
 Cali MiniFamous Lavender Blue  
 Verbena Lascar Comp Pink



**Trixi™**  
**Caribbean Cocktail (Selecta)**  
 #6 Pot / F  
 Cali MiniFamous Dark Blue  
 Cali MiniFamous Scarlet  
 Cali MiniFamous Tangerine



**Trixi™**  
**Cherry Kiss (Selecta)**  
 #6 Pot / F  
 Petunia Famous Comp Electric Purple  
 Cali MiniFamous Light Pink & Eye  
 Verbena Blues Pink



**Trixi™**  
**Crazy for Crayons (Selecta)**  
 #6 Pot / F  
 Bidens Namid Yellow  
 Cali MiniFamous Neo Royal Blue  
 Verbena Lascar Comp Burgundy



**Trixi™**  
**Fashion (Selecta)**  
 #6 Pot / F  
 Lobelia Magadi Basket Dark Purple  
 Lobelia Magadi Basket White  
 Lobelia Magadi Dark Blue



**Trixi™**  
**Gold and Bold (Selecta)**  
 #6 Pot / F  
 Cali MiniFamous Deep Yellow  
 Cali MiniFamous Electric Purple  
 Cali MiniFamous Royal Blue



**Trixi™**  
**Old Glory (Selecta)**  
 #6 Pot / F  
 Cali MiniFamous Comp White  
 Cali MiniFamous Dark Blue  
 Cali MiniFamous Vampire



**Trixi™**  
**Twinkle Star '14 (Selecta)**  
 #6 Pot / F  
 Bacopa Big Falls Pearl  
 Bidens Namid Early Yellow  
 Cali MiniFamous Comp Dark Blue



**Trixi™**  
**Walk on a Cloud (Selecta)**  
 #6 Pot / F  
 Petunia Starlet White  
 Verbena Lascar Comp White  
 Lobelia Magadi Basket White



# TRIXI & KWIK KOMBOS



**Kwik Kombo™**  
**Bandana® Lemon Merengue™ Mix (GF)**  
 #6 Pot / F  
 Lantana Bandana White  
 Lantana Bandana Lemon Zest  
 Lantana Bandana Rose



**Kwik Kombo™**  
**Blue Lightning™ (GF)**  
 #6 Pot / F  
 Lantana Landscape Bandana Gold  
 Scaevola Bombay Dark Blue



**Kwik Kombo™**  
**Bombay® Summer Sparkler™ Mix (GF)**  
 #6 Pot / F  
 Scaevola Bombay Dark Blue  
 Scaevola Bombay Pink  
 Scaevola Bombay White



**Kwik Kombo™**  
**Callie® Citrus Fire™ Mix (GF)**  
 #6 Pot / F  
 Cali Callie Peach  
 Cali Callie Scarlet  
 Cali Callie Deep Yellow



**Kwik Kombo™**  
**Callie® Color Wheel™ Mix (GF)**  
 #6 Pot / F  
 Cali Callie Bright Red  
 Cali Callie Yellow  
 Cali Callie Dark Blue



**Kwik Kombo™**  
**Callie Pink Bliss™ Mix (GF)**  
 #6 Pot / F  
 Cali Callie Purple  
 Cali Callie Coral Pink  
 Cali Callie White Rose Vein



**Kwik Kombo™**  
**Carita Summer Berry Blast™ Mix (GF)**  
 #6 Pot / F  
 Angelonia Carita Cascade White  
 Angelonia Carita Raspberry  
 Angelonia Carita Cascade Deep Purple



**Kwik Kombo™**  
**Cascading Waterfall™ Mix (GF)**  
 #6 Pot / F  
 Cali Callie Cream w/ Eye  
 Lobelia Techno Heat Electric Blue  
 Verbena Lanai Bright Eye



**Kwik Kombo™**  
**Grape Expectations™ (GF)**  
 #6 Pot / F  
 Petunia Sanguna Lavender Vein  
 Lobelia Techno Heat White  
 Verbena Lanai Royal Purple w/ Eye



**Kwik Kombo™**  
**Lanai® Purple Rain™ Mix (GF)**  
 #6 Pot / F  
 Verbena Lanai Deep Purple  
 Verbena Lanai White  
 Verbena Lanai Lavender Star



**Kwik Kombo™**  
**Southwestern Summer™ (GF)**  
 #6 Pot / F  
 Petunia Whispers Red  
 Verbena Lanai Blue Denim  
 Cali Callie Orange



**Kwik Kombo™**  
**Sanguna® Moody Blues™ Mix (GF)**  
 #6 Pot / F  
 Petunia Whispers Blue  
 Petunia Sanguna Lavender Vein  
 Petunia Sanguna Blue Vein



**Kwik Kombo™**  
**Sanguna® Summer Cooler™ Mix (GF)**  
 #6 Pot / F  
 Petunia Sanguna Lipstick  
 Petunia Sanguna Light Blue  
 Petunia Sanguna White Pearl



**Kwik Kombo™**  
**Plumtastic™ (GF)**  
 #6 Pot / F  
 Lobelia Techno Heat Violet  
 Petunia Whispers Lavender Eye  
 Verbena Lanai Deep Purple



**Kwik Kombo™**  
**Techno® Sea Breeze™ Mix (GF)**  
 #6 Pot / F  
 Lobelia Techno Heat Violet  
 Lobelia Techno Heat White  
 Lobelia Techno Heat Dark Blue





# SPRING COMBOS

*Performance You Can Trust*



Offering customers instant color in their yards, patios and decks, our Spring Combos have quickly become a must-have for the spring. Created with only the best genetics (featuring Proven Winners and Goldfish varieties) and chosen for their superior beauty, heat tolerance, and uniformity, our combos are performance you can trust.

Our complete line includes 30 premium “Spring Sensations” combinations, providing a broad variety of choices for each of your customers. All 30 varieties are offered in four different pot sizes: #12 Hanging Basket, #12 Terra Pot, #14 Moss Basket and #14 Terra Pot. They are sold “Grower Assortment”, allowing our crew to pick combinations at their best-selling stage at the time of shipment. The combinations are subject to change based on plant availability.

*“It is hard to beat the quality of your products, particularly your hanging baskets and combos.”*

– Smyrna, DE



# SPRING COMBOS



**COMBO #1 - PW**  
 Petunia, Supertunia Royal Velvet  
 Bidens, Peter's Gold Carpet  
 Verbena, Superbena Royale Silverdust



**COMBO #2 - PW**  
 Petunia, Supertunia Flamingo  
 Petunia, Supertunia White Imp.  
 Verbena, Superbena Coral Red



**COMBO #3 - PW**  
 Petunia, Supertunia Royal Velvet  
 Chrysocephalum, Flambe Yellow  
 Verbena, Tukana Scarlet



**COMBO #4 - PW**  
 Chrysocephalum, Flambe Yellow  
 Calibrachoa, Superbells Yellow Chiffon  
 Verbena, Superbena Royale Chambray



**COMBO #5 - PW**  
 Petunia, Supertunia Bermuda Beach  
 Calibrachoa, Superbells Plum  
 Verbena, Superbena Royale Whitecap



**COMBO #6 - PW**  
 Petunia, Supertunia Mini Appleblossom  
 Calibrachoa, Superbells Pink  
 Verbena, Superbena Royale Plum Wine



**Combo #7 - PW**  
 Petunia, Surfina Amethyst  
 Petunia, Sutunia Mini Silver  
 Verbena, Superbena Royale Plum Wine



**COMBO #8 - PW**  
 Petunia, Supertunia Red  
 Petunia, Supertunia White Imp.  
 Petunia, Supertunia Royal Velvet



**COMBO #9 - PW**  
 Petunia, Supertunia Priscilla  
 Diascia, Flying Colors Red  
 Verbena, Superbena Royale Whitecap






**COMBO #10 – PW**  
 Petunia, Supertunia Royal Velvet  
 Bidens, Peter's Gold Carpet  
 Verbena, Tukana Scarlet



**COMBO #11 – PW**  
 Petunia, Supertunia Limoncello  
 Calibrachoa, Superbells Yellow  
 Verbena, Superbena Royale Plum Wine



**COMBO #12 – PW**  
 Petunia, Supertunia Red  
 Calibrachoa, Superbells Blue  
 Verbena, Superbena Royale Whitecap



**COMBO #13 – PW**  
 Petunia, Supertunia Bermuda Beach  
 Verbena, Tukana Scarlet Star  
 Verbena, Superbena Royale Whitecap



**COMBO #14 – PW**  
 Petunia, Supertunia Royal Velvet  
 Calibrachoa, Superbells Dreamsicle  
 Verbena, Superbena Royale Chambray



**COMBO #15 – GF**  
 Petunia, Sanguna Blue  
 Bidens, Mexican Gold  
 Verbena, Magalena Red Imp.



**COMBO #16 – GF**  
 Petunia, Sanguna Blue  
 Calibrachoa, Callie Deep Yellow  
 Verbena, Magalena Red Imp.



**COMBO #17 – GF**  
 Petunia, Sanguna Blue  
 Calibrachoa, Callie Bright Red  
 Verbena, Lanai White



**COMBO #18 – GF**  
 Petunia, Sanguna Blue  
 Calibrachoa, Callie Orange  
 Verbena, Lanai Peach



# SPRING COMBOS



**COMBO #19 –GF**  
 Petunia, Sanguna Burgundy  
 Calibrachoa, Callie Yellow  
 Verbena, Lanai Magenta



**COMBO #20 – GF**  
 Petunia, Sanguna Rose Vein  
 Calibrachoa, Callie White with Rose Vein  
 Verbena, Lanai Bright Eye



**COMBO #21 – GF**  
 Petunia, Sanguna Light Blue  
 Calibrachoa, Callie Yellow  
 Verbena, Lanai Deep Pink



**COMBO #22 – GF**  
 Petunia, Sanguna Purple  
 Calibrachoa, Callie Yellow  
 Verbena, Lanai Twister Pink



**COMBO #23 – GF**  
 Petunia, Sanguna Lipstick  
 Calibrachoa, Callie Cream with Eye  
 Verbena, Lanai Magenta



**COMBO #24 – GF**  
 Petunia, Whispers Amethyst  
 Calibrachoa, Callie Yellow  
 Verbena, Magalena Lilac




**COMBO #25 – GF**  
 Petunia, Sanguna Burgundy  
 Bidens, Mexican Gold  
 Calibrachoa, Callie Coral Pink



Be sure to check out the “Spring Sensations” tags on all of our combination pots & planters. These tags are not only distinct to each combination, but they also feature a unique barcode on the back specific to the pot & size.





***Plants Per Pot:***

- #12 Terra Pot Combinations    6
- #12 Hanging Basket Combinations    6
- #14 Terra Pot Combinations    6 +1 spike
- #14 Moss Basket Combination    6 +1 Spike



**COMBO #26 – GF**  
 Petunia, Whispers Red  
 Calibrachoa, Callie Orange  
 Verbena, Lanai Blue Denim



**COMBO #27 – GF**  
 Petunia, Sanguna Burgundy  
 Calibrachoa, Callie Pink with Eye  
 Verbena, Lanai Twister Pink



**COMBO #28 – GF**  
 Petunia, Sanguna Purple  
 Calibrachoa, Callie Coral Pink  
 Verbena, Lanai Deep Purple



**COMBO #29 – GF**  
 Petunia, Whispers Amethyst  
 Calibrachoa, Callie White  
 Verbena, Lanai Twister Purple



**COMBO #30 – PW**  
 Petunia, Supertunia Sangria Charm  
 Calibrachoa, Superbells Blackberry Punch  
 Verbena, Superbena Royale Whitecap

**Benefits:**

- Created with only the best genetics whose performance you can trust
- The components of each Spring Sensation are chosen specifically for their superior beauty, heat tolerance, and overall uniformity as a combination
- Complete line of 30 combos offered in 4 different pot sizes; our #12 hanging basket, #12 terra pot, #14 moss basket, and #14 terra pot.





# SUMMER SENSATIONS

*the HEAT is on*

This summer, beat the heat with Lucas Greenhouses Summer Sensations. Provide your customers with the option of buying fresh, beautiful product while your competition is still selling tired spring leftovers. Let them freshen up their gardens and beautify their backyards.

The Summer Sensations are optimum performers, selected for their heat and humidity tolerance. From mid-July through mid-August we offer them in #9 Pots and #10 Hanging Baskets. For instant impact we offer our combinations in larger sizes, #12 Hanging Basket and #14 Terra Pot.

Since this program has been such a big hit with our garden centers, we are continuing to increase the numbers and offerings. Recent introductions to our Summer Sensation Program include Bounce Impatiens, Celosia, Stracluster Pentas, and SunPatiens.







**SOME OF OUR OFFERINGS  
IN THIS PROGRAM:**

- Angelonia (Carita)
- Argyranthemum (Butterfly)
- Bacopa (Jumbo White)
- Big Begonia
- Bounce Impatiens
- Calibrachoa (Callie)
- Celosia (First Flame)
- Coleus
- Ivy Geraniums (Caliente)
- Lantana (Bandana)
- Lobelia (Techno Heat)
- Osteospermum (Serenity)
- Pentas (Starcluster)
- Petchoa (SuperCal)
- Petunia (Sanguna/Whispers)
- Portulaca (Rio)
- Scaevola (Bombay)
- SunPatiens (Compact)
- Vinca (Cora Cascade)
- Zinnia (Magellan Mix)
- Zonal Geraniums (Calliope)





# SUMMER SENSATIONS



**Ageratum**  
**Patina™ Purple (GF)**  
 #9 Pot / F / M  
 GH 10-12 / GS 6-8  
 HT / DT / C / DR  
*Clusters of Fluffy Deep Purple Flowers*



**Celosia**  
**Intenz (Ball)**  
 #9 Pot / F / U  
 GH 15-18 / GS 12  
 HT / DT / DR / ND / BF  
*Fuzzy Bold Purple Spikes*



**Echinacea**  
**Cheyenne Spirit Mix (Kieft)**  
*(Perennial to Zone 4)* #9 Pot / F / U  
 GH 22-30 / GS 18-28  
 F / DT / DR / CF / BF / ND  
*Mix of Purple, Pink, Red, Orange Tones,  
 Lighter Yellows, Creams & White*



**Gaillardia**  
**Sunrita® Scarlet Halo (GF)**  
*(Perennial to Zone 6)* #9 Pot / F / U  
 GH 14-18 / GS 14-16  
 BF / DR / SiC / DT / HT / CF  
*Scarlet daisy like flowers w/ Golden Yellow  
 edges*



**Gaillardia**  
**Sunrita® Yellow (GF)**  
*(Perennial to Zone 6)* #9 Pot / F / U  
 GH 16-20 / GS 16-18  
 BF / DR / SiC / DT / HT / CF  
*Medium Yellow Flowers*



**Heliotrope**  
**Scentropia™ Dark Blue (GF)**  
 #9 Pot / F / M  
 GH 12-16 / GS 10-14  
 F / SiC / HT / HB / BF / DR  
*Large Intense Dark Blue Flowers*



**Osteospermum**  
**Serenity Bronze (Ball)**  
 #9 Pot / F / M  
 GH 10-14 / GS 14-20  
 DT / FT / DR / C / BF  
*Bronze petals that morph into Pink as you get  
 closer to center*



**Osteospermum**  
**Serenity Dark Purple (Ball)**  
 #9 Pot / F / M  
 GH 10-14 / GS 14-20  
 DT / FT / DR / C / BF  
*Rich Purple w/ Black Eye*



**Osteospermum**  
**Serenity Deep Yellow (Ball)**  
 #9 Pot / F / M  
 GH 10-14 / GS 14-20  
 DT / FT / DR / C / BF  
*Deep Yellow*




**Osteospermum**  
**Serenity Lemonade (Ball)**  
 #9 Pot / F / M  
 GH 10-14 / GS 14-20  
 DT / FT / DR / C / BF  
*Lemon Yellow petals that morph into White as  
 you get closer to center*




**Osteospermum**  
**Serenity Peach Magic (Ball)**  
 #9 Pot / F / M  
 GH 10-14 / GS 14-20  
 DT / FT / DR / C / BF  
*Peach petals that morph into White as you get  
 closer to center*



**Osteospermum**  
**Serenity Pink (Ball)**  
 #9 Pot / F / M  
 GH 10-14 / GS 14-20  
 DT / FT / DR / C / BF  
*Pink w/ Black Eye*



**Osteospermum**  
**Serenity Pink Magic (Ball)**  
 #9 Pot / F / M  
 GH 10-14 / GS 14-20  
 DT / FT / DR / C / BF  
*Light Pink petals that morph into White as  
 you get closer to center*



**Osteospermum**  
**Serenity Rose Magic (Ball)**  
 #9 Pot / F / M  
 GH 10-14 / GS 14-20  
 DT / FT / DR / C / BF  
*Deep Rose-Pink petals that morph into White  
 as you get closer to center*





**Rudbeckia**  
**Denver Daisy (Benary)**  
*(Perennial to Zone 5) #9 Pot / F / U*  
 GH 20-28 / GS 12-14  
 CF / BF / DT / HT / DR  
*Huge Chocolate Brown Disk w/ Rusty Red Halo & Deep Yellow Petals*



**Rudbeckia**  
**Tiger Eye Gold (Ball)**  
*(Perennial to Zone 5) #9 Pot / F / U*  
 GH 16-24 / GS 16-24  
 SDF / CF / BF / DT / HT / DR  
*4 Orange-Gold w/ Brown Button Center*



**Salvia**  
**Velocity™ Blue (GF)**  
 #9 Pot / F / U  
 GH 12-16 / GS 10-12  
 F / BF / HB / DT / CF / DR  
*Large, Dark Blue Spikes*



**Sunflower**  
**Sunny Smile (Takii)**  
 #9 Pot / F / U  
 GH 12-20 / GS 8-12  
 CF / DT / HT  
*5" Cone Flowers w/ Bright Yellow Petals Surrounding Dark Brown Disk*



**Torenia**  
**Purple Moon™ (Dan)**  
 #9 Pot / S/PS / T  
 GH 6-10 / GS 12-16  
 HT / ST / HB / ND / DR / V  
*Dark Violet & Blue*



**Vinca**  
**Nirvana® Pink Blush (GF)**  
 #9 Pot / F / ST  
 GH 12-14 / GS 12-14  
 DT / HT / BF / ND  
*Light Pink w/ Rosy-Red Eye*




**Vinca**  
**Nirvana® Red (GF)**  
 #9 Pot / F / ST  
 GH 12-14 / GS 12-14  
 DT / HT / BF / ND  
*Pure Red*



**Vinca**  
**Nirvana® Rose (GF)**  
 #9 Pot / F / ST  
 GH 12-14 / GS 12-14  
 DT / HT / BF / ND  
*Coral-Rose*



**Vinca**  
**Nirvana® Violet (GF)**  
 #9 Pot / F / ST  
 GH 12-14 / GS 12-14  
 DT / HT / BF / ND  
*Fuchsia-Violet*



**Vinca**  
**Nirvana® White (GF)**  
 #9 Pot / F / ST  
 GH 12-14 / GS 12-14  
 DT / HT / BF / ND  
*Pure White*

## WHY SUMMER SENSATIONS?

- Fresh product when your competition looks tired
- Optimum performers selected for their heat & humidity tolerance
- Larger size pots for instant impact
- Increased profit margins





SUMMER COMBOS - HB



**Combo #1**

Lantana Bandana Landscape Gold (GF)  
Lobelia Techno Heat Dark Blue (GF)  
Verbena Lanai Dark Red (GF)



**Combo #2**

Angelonia Carita Cascade White (GF)  
Calibrachoa Callie Purple (GF)  
Scaevola Bombay Dark Blue (GF)



**Combo #3**

Angelonia Carita Cascade Deep Purple (GF)  
Calibrachoa Callie Peach (GF)  
Bacopa Calypso Jumbo White Imp. (GF)



**Combo #4**

Petunia Sanguna Blue (GF)  
Calibrachoa Noa Red Imp. (Fides/Oro)  
Verbena Lanai White (GF)



**Combo #5**

Lantana Bandana Landscape Yellow (GF)  
Calibrachoa Callie Deep Yellow (GF)  
Verbena Lanai Red (GF)



**Combo #6**

Angelonia Carita Cascade Raspberry (GF)  
Scaevola Bombay Dark Blue (GF)  
Verbena Lanai White (GF)



**Combo #7**

Petunia Sanguna Burgundy (GF)  
Calibrachoa Callie Coral Pink (GF)  
Verbena Lanai Magenta (GF)





**Combo #8**  
 Petunia Sanguna Purple (GF)  
 Calibrachoa Callie Deep Yellow (GF)  
 Verbena Lanai Deep Pink (GF)



**Combo #9**  
 Petunia Sanguna Blue (GF)  
 Calibrachoa Callie Yellow Imp. (GF)  
 Verbena Lanai Deep Pink (GF)



**Combo #10**  
 Petunia Sanguna Purple (GF)  
 Lobelia Techno Heat White (GF)  
 Verbena Lanai Magenta (GF)



**Combo #11**  
 Lantana Bandana Landscape Gold (GF)  
 Scaevola Bombay Dark Blue (GF)  
 Angelonia Carita Cascade Deep Purple (GF)



**Combo #12**  
 Lantana Bandana Landscape Gold (GF)  
 Scaevola Bombay Dark Blue (GF)  
 Angelonia Carita Cascade White (GF)



**Combo #13**  
 Lantana Bandana Landscape Pink (GF)  
 Scaevola Bombay White (GF)  
 Angelonia Carita Cascade Deep Purple (GF)





SUMMER COMBOS - TP



**Combo #1**  
 Carex Red Rooster (Kieft)  
 Petunia Sanguna Blue (GF)  
 Lantana Bandana Landscape Gold (GF)  
 Verbena Lanai Dark Red (GF)



**Combo #2**  
 Guara Belleza White (BFP)  
 Lobelia Techno Heat Electric Blue (GF)  
 Calibrachoa Noa Red Imp. (Fides/Oro)  
 Verbena Lanai White (GF)



**Combo #3**  
 Carex Red Rooster (Kieft)  
 Petunia Whispers Red (GF)  
 Calibrachoa Callie Peach (GF)  
 Lobelia Techno Heat Dark Blue (GF)



**Combo #4**  
 Carex Red Rooster (Kieft)  
 Calibrachoa Callie Deep Yellow (GF)  
 Verbena Lanai Red (GF)  
 Lantana Bandana Red (GF)



**Combo #5**  
 Carex Red Rooster (Kieft)  
 Bidens Mexican Gold (GF)  
 Lantana Bandana Landscape Yellow (GF)  
 Verbena Lanai Red (GF)



**Combo #6**  
 Carex Red Rooster (Kieft)  
 Calibrachoa Callie Coral Pink (GF)  
 Petunia Sanguna Purple (GF)  
 Bidens Mexican Gold (GF)



**Combo #7**  
 Carex Red Rooster (Kieft)  
 Petunia Sanguna Blue (GF)  
 Lobelia Techno Heat Dark Blue (GF)  
 Calibrachoa Callie Orange (GF)






**Combo #8**

Angelonia Carita Purple (GF)  
 Calibrachoa Callie Light Blue (GF)  
 Petunia Sanguan Blue (GF)  
 Lantana Bandana White (GF)



**Combo #9**

Guara Belleza Dark Pink (BFP)  
 Petunia Sanguna Blue (GF)  
 Calibrachoa Callie Yellow Imp. (GF)  
 Verbena Lanai Deep Pink (GF)



**Combo #10**

Guara Belleza Dark Pink (BFP)  
 Petunia Sanguna Purple (GF)  
 Lobelia Techno Heat White (GF)  
 Verbena Lanai Magenta (GF)



**Combo #11**

Carex Red Rooster (Kieft)  
 Lantana Bandana Landscape Gold (GF)  
 Scaevola Bombay Dark Blue (GF)  
 Angelonia Carita Cascade Deep Purple (GF)



**Combo #12**

Carex Red Rooster (Kieft)  
 Lantana Bandana Landscape Gold (GF)  
 Scaevola Bombay Dark Blue (GF)  
 Angeloina Carita Cascade White (GF)



**Combo #13**

Carex Red Rooster (Kieft)  
 Lantana Bandana Landscape Pink (GF)  
 Scaevola Bombay White (GF)  
 Angelonia Carita Cascade Deep Purple (GF)







Providing a stunning amount of blooms, in unique colors, Asters are a flowering perennial that will give you a burst of blue, purple, pink, or white in late summer/early fall.

The pollen on open Aster flowers often attracts bees. It is best for the Asters to be brought into your garden center or installed in a landscape when only a few flowers are open. We would recommend that customers avoid placing near decks, patios, or other social locations since they are so attractive to bees.

“Your *quality* makes it *easy to sell!*”

– Blackwood, NJ



**Asters, White**  
**Puff™ White**  
 #9 Pot  
 F / Very Early Season  
 C / FR / DR / BF / B  
*Snow White Daisy w/ Yellow Center*



**Asters, Pink**  
**Magic™ Pink**  
 #9 Pot  
 F / Very Early Season  
 FR / DR / BF / B  
*Bright Pink Daisy w/ Yellow Center*



**Asters, Pink**  
**Henry™ I Pink**  
 #9 Pot  
 F / Early Season  
 FR / DR / BF / B / DF  
*Pink Double Flower*



**Asters, Pink**  
**Hazy™ Dark Pink**  
 #9 Pot  
 F / Early Season  
 FR / DR / BF / B  
*Dark Pink Daisy w/ Yellow Center*





**Asters, Pink**  
**Marie™ III Dark Pink**  
 #9 Pot  
 F / Late Season  
 FR / DR / BF / B / DF  
*Dark Pink Double Flower*



**Asters, Pink**  
**Henry™ III Pink**  
 #9 Pot  
 F / Late Season  
 FR / DR / BF / B / DF  
*Rich Pink Double Flower*



**Asters, Blue/ Lavender**  
**Dragon™ Blue**  
 #9 Pot  
 F / Very Early Season  
 FR / DR / BF / B  
*Soft Lilac-Blue w/ Yellow Center*




**Asters, Blue/ Lavender**  
**Daydream™ Lavender**  
 #9 Pot  
 F / Very Early Season  
 FR / DR / BF / B  
*Lavender-Blue Daisy w/ Yellow Center*



**Asters, Blue/ Lavender**  
**Henry™ I Blue**  
 #9 Pot  
 F / Early Season  
 FR / DR / BF / B / DF  
*Blue Double Flower*



**Asters, Blue/ Lavender**  
**Days™ Blue**  
 #9 Pot  
 F / Early Season  
 FR / DR / B / BF / C  
*Bright Blue Daisy w/ Yellow Center*



**Asters, Blue/ Lavender**  
**Peter™ III Blue**  
 #9 Pot  
 F / Late Season  
 FR / DR / BF / B / DF  
*Lilac-Blue Double Flower*



**Asters, Blue/ Purple**  
**Magic™ Purple**  
 #9 Pot  
 F / Very Early Season  
 FR / DR / BF / B  
*Purple Daisy w/ Yellow Center*



**Asters, Blue/ Purple**  
**Henry™ I Purple**  
 #9 Pot  
 F / Early Season  
 FR / DR / BF / B  
*Blue-Purple Daisy Flower*



**Asters, Blue/ Purple**  
**Believer™ Purple**  
 #9 Pot  
 F / Early Season  
 FR / DR / BF / B  
*Deep Purple Daisy w/ Yellow Center*



**Asters, Blue/ Purple**  
**Henry™ III Purple**  
 #9 Pot  
 F / Late Season  
 FR / DR / BF / B / DF  
*Purple Double Flower*







# MUMS

*the plant for the fall*



Known for their array of color choices, versatility and flower shapes, mums are a definite fixture in the fall garden. They are low maintenance, loaded with flowers and easy to grow. Lucas Greenhouses grows a full range of mums starting with very early varieties and finishing with late season extenders to keep you in color all fall. Our mums are loaded with blooms, that can last for weeks and they are perfect for mass plantings.

We take great pride in carefully selecting through the hundreds of mum varieties offered and growing only the very best for our customers. These select mums are grown on our “state-of-the-art” production field, which includes ground cover and drip tape supplying

constant liquid feed to the mums. The production field, combined with generous spacing and proper growth regulation, help develop strong, well-branched plants. The result of all this work is the perfectly shaped mum that we are known for, and that will allow you to stand out from the competition.

We offer our mums in 9 different color categories and 5 different pot sizes. Our most popular size is our #9 pot. We grow well over 300,000 of this size pot every year and it is perfect for retail sales and large displays in the landscape. We also offer mums in our #6 pot (which is sold in cases of 6), our #10 Hanging Basket, #12 Terra Pot and #14 Terra Pot.

## High Impact, Low Maintenance







### NEW THIS YEAR

Something new that you will want to check out is our combo mum pots. These beauties are a must have. For 2015, we are offering these Tri-Colored mums in all sizes except the #6 pot. The varieties we have chosen for each pot will bloom out at roughly the same time giving you a unique look that is sure to catch eyes and turn heads.

A few of our favorite varieties include Kathleen Dark Red which is a late season extender whose color is a rich, dark red that has a perfect sphere habit and seems to last forever. Olivia Orange is a late season offering that gives you a perfect bright orange to show off with your pumpkins and corn stalks. Sunny Monica is a unique anemone exhibiting lighter yellow petals around a darker yellow center while Mouria Yellow is a decorative bright yellow that will give you color later in the season. A personal favorite is Emma Coral Bicolor with its large bi-color blooms that are dark coral in the center with light coral outer petals.







**Mums, White**  
**Shannon™ White**  
 #6 Pot / #9 Pot / #10 HB / #12 TP / #14 TP  
 F/PS / Mound / Decorative  
 Very Early Season / DT / BF  
 White w/ Light Yellow center

**Mums, White**  
**Jacqueline™ Pearl**  
 #6 Pot / #9 Pot / #10 HB / #14 TP  
 F/PS / Sphere / Decorative  
 Early Season / DT / BF  
 White w/ Light Yellow center



**Mums, White**  
**Bertha™ White**  
 #6 Pot / #9 Pot / #12 TP  
 F/PS / Sphere / Decorative  
 Early Season / DT / BF  
 White w/ Light Yellow center

**Mums, White**  
**Vanna™ Snow**  
 #9 Pot  
 F/PS / Mound / Daisy  
 Early Season / DT / BF  
 Bright White Daisy w/ Yellow Center

**Mums, White**  
**Gigi™ Snow**  
 #6 Pot / #9 Pot  
 F/PS / Mound / Decorative  
 Mid-Season / DT / BF / C  
 Petite, Crisp, Clear White

**Mums, White**  
**Chelsey™ White**  
 #6 Pot / #9 Pot / #10 HB / #12 TP / #14 TP  
 F/PS / Sphere / Decorative  
 Mid-Season / DT / BF  
 White w/ Ivory center



**Mums, White**  
**Wilma™ White**  
 #6 Pot / #9 Pot / #10 HB / #12 TP / #14 TP  
 F/PS / Mound / Decorative  
 Late Season / DT / BF  
 White w/ Ivory center

**Mums, White**  
**Mildred™ White**  
 #6 Pot / #9 Pot / #10 HB / #12 TP / #14 TP  
 F/PS / Mound / Decorative  
 Early Season Extender / DT / BF  
 White w/ Light Yellow center

**Mums, White**  
**Makenzie™ White**  
 #6 Pot / #9 Pot / #10 HB / #12 TP / #14 TP  
 F/PS / Mound / Decorative  
 Early Season Extender / DT / BF  
 Crisp White w/ Light Yellow center

**Mums, White**  
**Staviski White**  
 #9 Pot / #12 TP / #14 TP  
 F/PS / Decorative  
 Late Season Extender / DT / BF  
 White w/ Light Yellow center



**Mums, Yellow**  
**Brittany™ Yellow**  
 #9 Pot / #10 HB / #12 TP / #14 TP  
 F/PS / Mound / Decorative  
 Very Early Season / DT / BF  
 True Yellow

**Mums, Yellow**  
**Jacqueline™ Yellow Improved**  
 #6 Pot / #9 Pot / #10 HB / #12 TP / #14 TP  
 F/PS / Sphere / Decorative  
 Early Season / DT / BF  
 Pure Yellow

**Mums, Yellow**  
**Bernadette™ Yellow**  
 #9 Pot / #10 HB  
 F/PS / Mound / Anemone  
 Early Season / DT / BF  
 Bright Yellow Anemone Daisy-like blooms

**Mums, Yellow**  
**Elena™ Gold**  
 #6 Pot / #9 Pot / #10 HB / #12 TP / #14 TP  
 F/PS / Sphere / Decorative  
 Early Season / DT / BF  
 Rich Yellow





**Mums, Yellow**  
**Yolanda™ Yellow**  
 #9 Pot / #10 HB / #12 TP / #14 TP  
 F/PS / Sphere / Decorative  
 Mid-Season / DT / BF  
*Rich Yellow*



**Mums, Yellow**  
**Gigi™ Yellow**  
 #6 Pot / #9 Pot  
 F/PS / Mound / Decorative  
 Mid-Season / DT / BF / C  
*Petite, Bright Yellow*



**Mums, Yellow**  
**Olga™ Yellow**  
 #9 Pot / #10 HB / #12 TP / #14 TP  
 F/PS / Sphere / Decorative  
 Mid-Season / DT / BF  
*Vibrant Yellow*



**Mums, Yellow**  
**Okra™ Yellow**  
 #9 Pot  
 F/PS / Sphere / Decorative  
 Mid-Season / DT / BF  
*Medium Yellow*



**Mums, Yellow**  
**Chelsey™ Yellow**  
 #6 Pot / #9 Pot / #10 HB / #12 TP / #14 TP  
 F/PS / Sphere / Decorative  
 Mid-Season / DT / BF  
*Clear Yellow*



**Mums, Yellow**  
**Mary™ Yellow**  
 #6 Pot / #9 Pot / #10 HB / #12 TP / #14 TP  
 F/PS / Mound / Decorative  
 Late Season / DT / BF  
*Rich Yellow*



**Mums, Yellow**  
**Veritas Yellow**  
 #6 Pot / #9 Pot / #10 HB / #12 TP / #14 TP  
 F/PS / Mound / Decorative  
 Late Season / DT / BF  
*Dark Yellow*



**Mums, Yellow**  
**Sunny Monica™**  
 #9 Pot / #12 TP / #14 TP  
 F/PS / Sphere / Anemone  
 Late Season / DT / BF  
*Lighter Yellow Petals w/ Darker Center*



**Mums, Yellow**  
**Hankie™ Yellow**  
 #9 Pot / #14 TP  
 F/PS / Sphere / Daisy  
 Late Season / DT / BF  
*Yellow Daisy*



**Mums, Yellow**  
**Wilma™ Yellow**  
 #9 Pot / #10 HB / #12 TP / #14 TP  
 F/PS / Mound / Decorative  
 Late Season / DT / BF  
*Rich Yellow*



**Mums, Yellow**  
**Sparkling Cheryl™ Yellow**  
 #6 Pot / #9 Pot / #10 HB / #12 TP / #14 TP  
 F/PS / Mound / Decorative  
 Early Season Extender / DT / BF  
*Clear Yellow*



**Mums, Yellow**  
**Yellow Tang**  
 #6 Pot / #9 Pot / #10 HB / #12 TP  
 F/PS / Sphere / Decorative  
 Early Season Extender / DT / BF  
*Showy Yellow*



**Mums, Yellow**  
**Makayla™ Yellow**  
 #9 Pot / #10 HB / #12 TP / #14 TP  
 F/PS / Sphere / Decorative  
 Early Season Extender / DT / BF  
*Yellow*



**Mums, Yellow**  
**Bethany™ Yellow**  
 #6 Pot / #9 Pot / #10 HB / #12 TP / #14 TP  
 F/PS / Sphere / Decorative  
 Early Season Extender / DT / BF  
*Bright Yellow*



**Mums, Yellow**  
**Mildred™ Yellow**  
 #6 Pot / #9 Pot / #10 HB / #12 TP  
 F/PS / Mound / Decorative  
 Late Season Extender / DT / BF  
*Sunny Yellow*



**Mums, Yellow**  
**Staviski Yellow**  
 #9 Pot / #12 TP  
 F/PS / Decorative  
 Late Season Extender / DT / BF  
*Rich Yellow*





**Mums, Yellow**  
**Mouria Yellow**

#6 Pot / #9 Pot / #10 HB / #12 TP / #14 TP  
F/PS / Mound / Decorative  
Late Season Extender / DT / BF  
*Bright Yellow*



**Mums, Yellow**  
**Dark Veria Yellow**

#9 Pot / #10 HB / #12 TP / #14 TP  
F/PS / Mound / Decorative  
Late Season Extender / DT / BF  
*Rich Yellow*



**Mums, Gold**  
**Electra™ Amber**

#6 Pot / #9 Pot / #10 HB / #12 TP / #14 TP  
F/PS / Mound / Decorative  
Very Early Season / DT / BF  
*Yellow, Bronze Bi-Color*



**Mums, Gold**  
**Gigi™ Gold**

#6 Pot / #9 Pot / #10 HB / #12 TP  
F/PS / Sphere / Decorative  
Mid Season / DT / BF / C  
*Petite, Two-Toned w/ Lighter Gold Outside & Golden Center*



**Mums, Gold**  
**Malmo Yellow**

#6 Pot / #9 Pot / #10 HB / #12 TP / #14 TP  
F/PS / Mound / Decorative  
Late Season / DT / BF  
*Golden Yellow*



**Mums, Gold**  
**Golden Cheryl™**

#6 Pot / #9 Pot / #10 HB / #12 TP / #14 TP  
F/PS / Mound / Decorative  
Early Season Extender / DT / BF  
*Two-Toned w/ Reddish Center, Golden Yellow Outside*



**Mums, Pink/Lavender**  
**Symphony™ Pink**

#9 Pot / #12 TP / #14 TP  
F/PS / Classic / Decorative  
Very Early Season / DT / BF  
*Pink*



**Mums, Pink/Lavender**  
**Ursula™ Lavender**

#6 Pot / #9 Pot / #10 HB  
F/PS / Sphere / Decorative  
Early Season / DT / BF  
*Lavender-Pink*



**Mums, Pink/Lavender**  
**Stacy™ Pink**

#9 Pot / #12 TP / #14 TP  
F/PS / Mound / Daisy  
Mid Season / DT / BF  
*Dark Pink Daisy w/ White Center Halo & Yellow Eye*



**Mums, Pink/Lavender**  
**Jacqueline™ Pink Improved**

#6 Pot / #9 Pot / #10 HB / #12 TP  
F/PS / Sphere / Decorative  
Mid Season / DT / BF  
*Two-Toned Lavender*



**Mums, Pink/Lavender**  
**Gigi™ Dark Pink**

#6 Pot / #9 Pot  
F/PS / Mound / Decorative  
Mid Season / DT / BF / C  
*Petite, Dark Pink-Purple*



**Mums, Pink/Lavender**  
**Chelsey™ Pink**

#6 Pot / #9 Pot / #12 TP / #14 TP  
F/PS / Sphere / Decorative  
Mid Season / DT / BF  
*Rich Pink*



**Mums, Pink/Lavender**  
**Pink Frenzy**

#6 Pot / #9 Pot / #10 HB / #12 TP  
F/PS / Mound / Decorative  
Mid Season / DT / BF  
*Bold, Bright Pink*



**Mums, Pink/Lavender**  
**Wanda™ Lavender**

#9 Pot / #10 HB / #12 TP  
F/PS / Sphere / Decorative  
Late Season / DT / BF  
*Lavender*



**Mums, Pink/Lavender**  
**Cheryl™ Pink**

#6 Pot / #9 Pot / #10 HB / #12 TP / #14 TP  
F/PS / Mound / Decorative  
Early Season Extender / DT / BF  
*Two-Toned Bloom w/ Darker Pink Center & Lighter Pink Outside*



**Mums, Pink/Lavender**  
**Staviski Pink**

#9 Pot / #12 TP  
F/PS / Decorative  
Late Season Extender / DT / BF  
*Two-Tone Pink*





**Mums, Pink/Lavender**  
**Barbie™ Lavender**  
 #6 Pot / #9 Pot / #12 TP / #14 TP  
 F/PS / Sphere / Decorative  
 Late Season Extender / DT / BF  
*Lavender*



**Mums, Pink/Lavender**  
**Amora Pink**  
 #9 Pot / #10 HB / #12 TP / #14 TP  
 F/PS / Mound / Decorative  
 Late Season Extender / DT / BF  
*Striking Dark Pink*



**Mums, Purple**  
**Patty™ Purple**  
 #6 Pot / #9 Pot / #10 HB / #12 TP / #14 TP  
 F/PS / Mound / Decorative  
 Early Season / DT / BF  
*Strong Purple*



**Mums, Purple**  
**Beth™ Violet**  
 #6 Pot / #9 Pot / #10 HB / #12 TP / #14 TP  
 F/PS / Mound / Decorative  
 Early Season / DT / BF  
*Rich Purple w/ Darker Purple Center*



**Mums, Purple**  
**Magnus Violet**  
 #6 Pot / #9 Pot / #10 HB / #12 TP / #14 TP  
 F/PS / Mound / Decorative  
 Mid Season / DT / BF  
*Beautiful Violet*



**Mums, Purple**  
**Wanda™ Purple**  
 #6 Pot / #9 Pot / #10 HB / #12 TP / #14 TP  
 F/PS / Sphere / Decorative  
 Early Season Extender / DT / BF  
*Bold Purple*



**Mums, Purple**  
**Alisha™ Dark Pink**  
 #9 Pot  
 F/PS / Mound / Daisy  
 Late Season / DT / BF  
*Rich Purple Daisy w/ Yellow Center*



**Mums, Purple**  
**Regal Cheryl™ Purple**  
 #6 Pot / #9 Pot / #10 HB / #12 TP / #14 TP  
 F/PS / Mound / Decorative  
 Early Season Extender / DT / BF  
*Dark Lavender-Purple*



**Mums, Purple**  
**Emelda™ Purple**  
 #6 Pot / #9 Pot / #10 HB / #12 TP / #14 TP  
 F/PS / Sphere / Decorative  
 Early Season Extender / DT / BF / C  
*Eye-Catching Purple*



**Mums, Purple**  
**Mefisto Purple**  
 #9 Pot / #10 HB / #12 TP / #14 TP  
 F/PS / Decorative  
 Late Season Extender / DT / BF / C  
*Pinkish-Purple*



**Mums, Orange**  
**Hannah™ Orange**  
 #6 Pot / #9 Pot / #10 HB / #12 TP / #14 TP  
 F/PS / Mound / Decorative  
 Early Season / DT / BF  
*Orange*



**Mums, Orange**  
**Fancy Ursula™ Orange**  
 #6 Pot / #9Pot  
 F/PS / Sphere / Decorative  
 Early Season / DT / BF  
*Bold Orange*



Our mums are sold by “color category only”, not variety specific. At the time of shipping, our team will select the best and most appropriate mums available for your order. We have carefully selected early, mid-season, late and season extenders to grow in each of the color categories to give you the best selection all season long.



COLOR BREAKDOWN

Coral/Salmon	=	4%
Gold	=	5%
Pink/Lavender	=	8%
Bronze	=	8%
Purple	=	9%
White	=	10%
Orange	=	14%
Red	=	16%
Yellow	=	26%



**Mums, Orange**  
**Gigi™ Orange**  
 #6 Pot / #9 Pot  
 F/PS / Mound / Decorative  
 Mid Season / DT / BF / C  
*Petite, Vibrant Orange may become Two-Toned Under Hot Temps*



**Mums, Orange**  
**Miranda™ Orange**  
 #6 Pot / #9 Pot / #10 HB / #12 TP / #14 TP  
 F/PS / Mound / Decorative  
 Mid Season / DT / BF  
*Two-Toned Orange Flower w/ Darker Orange-Red Center*



**Mums, Orange**  
**Dazzling Stacy™ Orange**  
 #9 Pot / #12 TP / #14 TP  
 F/PS / Mound / Daisy  
 Mid Season / DT / BF  
*Yellow Daisy w/ Orange-Red Tips*



**Mums, Orange**  
**Olivia™ Orange**  
 #9 Pot / #10 HB / #12 TP / #14 TP  
 F/PS / Sphere / Decorative  
 Late Season / DT / BF  
*Bright Orange*



**Mums, Orange**  
**Veritas Orange**  
 #6 Pot / #9 Pot / #10 HB / #12 TP / #14 TP  
 F/PS / Decorative  
 Late Season / DT / BF  
*Dark Orange*



**Mums, Orange**  
**Hailey™ Orange**  
 #6 Pot / #9 Pot / #10 HB / #12 TP  
 F/PS / Sphere / Decorative  
 Late Season / DT / BF  
*Bright Orange*



**Mums, Orange**  
**Spicy Cheryl™ Orange**  
 #6 Pot / #9 Pot / #10 HB / #12 TP / #14 TP  
 F/PS / Mound / Decorative  
 Early Season Extender / DT / BF  
*Two-Toned Blooms w/ Orange-Red Center & Orange-Bronze Outside*



**Mums, Orange**  
**Makenna™ Orange**  
 #6 Pot / #9 Pot / #10 HB / #12 TP / #14 TP  
 F/PS / Mound / Decorative  
 Early Season Extender / DT / BF  
*True Orange-Bronze*



**Mums, Orange**  
**Blazing Orange**  
 #9 Pot / #10 HB / #12 TP / #14 TP  
 F/PS / Mound / Decorative  
 Late Season Extender / DT / BF  
*Bright Orange*



**Mums, Orange**  
**Emma™ Orange Bicolor**  
 #6 Pot / #9 Pot / #10 HB / #12 TP / #14 TP  
 F/PS / Mound / Decorative  
 Late Season Extender / DT / BF  
*Bi-Color Bloom w/ Dark Orange Center & Light Orange Outer Petals*



**Mums, Orange**  
**Staviski Orange**  
 #6 Pot / #9 Pot / #12 TP  
 F/PS / Decorative  
 Late Season Extender / DT / BF  
*Orange-Bronze*



**Mums, Orange**  
**Jasoda Orange**  
 #6 Pot / #9 Pot / #10 HB / #12 TP / #14 TP  
 F/PS / Decorative  
 Late Season Extender / DT / BF  
*Dark Orange*



**Mums, Bronze**  
**Nutty Fiona™ Bronze**  
 #6 Pot / #9 Pot / #10 HB / #12 TP / #14 TP  
 F/PS / Mound / Decorative  
 Early Season / DT / BF  
*Rich Bronze*



**Mums, Bronze**  
**Beverly™ Bronze**  
 #6 Pot / #9 Pot / #10 HB / #12 TP / #14 TP  
 F/PS / Sphere / Decorative  
 Mid Season / DT / BF  
*Orange-Bronze*





**Mums, Bronze**  
**Antica Bronze**  
 #9 Pot / #10 HB / #12 TP / #14 TP  
 F/PS / / Decorative  
 Early Season Extender / DT / BF  
*Dark Bronze*



**Mums, Bronze**  
**Ashley™ Dark Orange**  
 #6 Pot / #9 Pot / #10 HB / #12 TP / #14 TP  
 F/PS / Mound / Decorative  
 Early Season Extender / DT / BF  
*Rich, Dark Orange*



**Mums, Bronze**  
**Brunette Barbie™**  
 #6 Pot / #9 Pot / #10 HB / #12 TP / #14 TP  
 F/PS / Sphere / Decorative  
 Late Season Extender / DT / BF  
*Bronze*



**Mums, Red**  
**Aideen™ Red Fire**  
 #6 Pot / #9 Pot / #10 HB / #12 TP / #14 TP  
 F/PS / Sphere / Decorative  
 Very Early Season / DT / BF  
*Flame Like Red Blooms*



**Mums, Red**  
**Hestia™ Hot Red**  
 #9 Pot / #10 HB / #12 TP  
 F/PS / Mound / Decorative  
 Early Season / DT / BF  
*Bright Red*



**Mums, Red**  
**Bonnie™ Red**  
 #9 Pot  
 F/PS / Sphere / Daisy  
 Early Season / DT / BF  
*Bright Red Daisy w/ Golden Yellow Eye*



**Mums, Red**  
**Tabitha™ Scarlet**  
 #6 Pot / #9 Pot / #10 HB / #12 TP / #14 TP  
 F/PS / Sphere / Decorative  
 Mid Season / DT / BF  
*Bright, Rich Red*



**Mums, Red**  
**Radiant Red**  
 #6 Pot / #9 Pot / #10 HB / #12 TP / #14 TP  
 F/PS / Sphere / Decorative  
 Mid Season / DT / BF  
*Dark Red*



**Mums, Red**  
**Red Ryder**  
 #6 Pot / #9 Pot / #10 HB / #12 TP / #14 TP  
 F/PS / Sphere / Decorative  
 Late Season / DT / BF  
*Dark Red*

## MUM HABIT DESCRIPTIONS

### Classic

Old-fashioned garden mum habit or semi-upright.

### Mound

Nice round habit but not quite a sphere.

### Sphere

Very round with flowers all down the sides.



## MUM PLANTS PER POT

- #6 Pot = 1 Plant per Pot
- #9 Pot = 1 Plant per Pot
- #10 Hanging Basket = 2 Plants per Pot
- #12 Terra Pot = 3 Plants per Pot
- #14 Terra Pot = 5 Plants per Pot



# MUM FLOWER FORMS

## Spider

Petals give the appearance of spider legs as they are long and sometimes go in all directions.

## Anemone

One or more rows of single flat petals topped with a raised center of tiny disk florets (*usually, the florets are darker than the petals*)

## Decorative

Long, tightly overlapping petals



**Mums, Red  
Lava Red**  
#6 Pot / #9 Pot / #10 HB / #12 TP / #14 TP  
F/PS / Decorative  
Late Season / DT / BF  
*Large Dark Red Blooms*



**Mums, Red  
Wanda™ Red**  
#6 Pot / #9 Pot / #10 HB / #12 TP / #14 TP  
F/PS / Sphere / Decorative  
Late Season / DT / BF  
*Bold Red*



**Mums, Red  
Edana™ Red**  
#9 Pot  
F/PS / Sphere / Daisy  
Early Season Extender / DT / BF  
*Fiery Deep Red Daisy w/ Yellow Eye*



**Mums, Red  
Jolly Cheryl™ Red**  
#6 Pot / #9 Pot / #10 HB / #12 TP / #14 TP  
F/PS / Mound / Decorative  
Early Season Extender / DT / BF  
*Warm Red*



**Mums, Red  
Kathleen™ Dark Red**  
#6 Pot / #9 Pot / #10 HB / #12 TP / #14 TP  
F/PS / Sphere / Decorative  
Late Season Extender / DT / BF / C  
*Rich, Dark Red*



**Mums, Coral/Salmon  
Jacqueline™ Peach Fusion**  
#9 Pot  
F/PS / Sphere / Decorative  
Early Season / DT / BF  
*Combination of Coral & Cream*



**Mums, Coral/Salmon  
Fiona Coral™ Orange**  
#6 Pot / #9 Pot / #10 HB / #12 TP / #14 TP  
F/PS / Mound / Decorative  
Early Season / DT / BF  
*Coral-Orange*



**Mums, Coral/Salmon  
Gigi™ Coral**  
#6 Pot / #9 Pot  
F/PS / Mound / Decorative  
Mid Season / DT / BF / C  
*Petite, Coral-Pink w/ hint of Golden Yellow in center*



**Mums, Coral/Salmon  
Chelsey™ Coral**  
#9 Pot / #10 HB / #12 TP / #14 TP  
F/PS / Sphere / Decorative  
Late Season / DT / BF  
*Coral*



**Mums, Coral/Salmon  
Susan™ Coral Pink**  
#9 Pot / #10 HB / #12 TP / #14 TP  
F/PS / Mound / Spider  
Late Season / DT / BF  
*Coral Pink*



**Mums, Coral/Salmon  
Marjean™ Coral**  
#6 Pot / #9 Pot  
F/PS / Sphere / Decorative  
Early Season Extender / DT / BF  
*Bright Coral*



**Mums, Coral/Salmon  
Sonoma Coral**  
#9 Pot / #10 HB / #12 TP / #14 TP  
F/PS / Sphere / Decorative  
Early Season Extender / DT / BF  
*Elegant Two-Tone Coral*



**Mums, Coral/Salmon  
Emma™ Coral Bicolor**  
#6 Pot / #9 Pot / #10 HB / #14 TP  
F/PS / Mound / Decorative  
Late Season Extender / DT / BF  
*Bi-Color Bloom w/ Dark Coral Center & Light Coral Outer Petals*





# CABBAGE AND KALE

## PERFECT COOL SEASON ADDITION

Known for its cold tolerance and colorful shades that intensify as the temperature drops, ornamental cabbage and kale continues to become a popular cool season addition in many landscapes. We offer them in both our #9 pot (our main size) and our #6 pot (perfect for combination pots and window boxes). We grow almost 100,000 to keep your garden center filled well into the fall. Two of the more distinct kale that we offer, include Glamour Red with its unique rose-red shiny-fringed center leaves and Redbor and its dark purple-magenta finely curled leaves.



**Cabbage**  
**Osaka Red**  
 #6 Pot / #9 Pot  
 GH 8 - 10 / GS 10 - 15  
*Rosy-Red Center & Purple Veined Outer Leaves, Edges are Wavy*



**Cabbage**  
**Osaka Pink**  
 #6 Pot / #9 Pot  
 GH 8 - 10 / GS 10 - 15  
*Rose-Pink Center & Green Veined Outer Leaves, Edges are Wavy*



**Cabbage**  
**Osaka White**  
 #6 Pot / #9 Pot  
 GH 8 - 10 / GS 10 - 15  
*White Center & Green Veined Outer Leaves, Edges are Wavy*



**Kale**  
**Glamour Red**  
 #6 Pot / #9 Pot  
 GH 10 - 12 / GS 10 - 12  
*Unique Rose-Red Shiny Fringed Leaves in Center*



**Kale**  
**Kamome™ Red**  
 #6 Pot / #9 Pot  
 GH 10 - 12 / GS 12 - 14  
*Deep Red Center & Dark Green Outer Leaves, Edges Are Finely Ruffled*



**Kale**  
**Kamome™ Pink**  
 #6 Pot / #9 Pot  
 GH 10 - 12 / GS 12 - 14  
*Medium Pink Center & Dark Green Outer Leaves, Edges Are Finely Ruffled*







**Kale**  
**Kamome™ White**  
 #6 Pot / #9 Pot  
 GH 10 - 12 / GS 12 - 14  
 White Center & Dark Green Outer Leaves,  
 Edges Are Finely Ruffled



**Kale**  
**Peacock™ Red**  
 #9 Pot  
 GH 12 - 18 / GS 12 - 18  
 Rose-Pink Center & Dark Crimson Outer  
 Leaves that are Fringed, Feather Like



**Kale**  
**Peacock™ White**  
 #9 Pot  
 GH 12 - 18 / GS 12 - 18  
 Creamy White Center & Bright Green Outer  
 Leaves that are Fringed, Feather Like



**Kale**  
**Redbor**  
 #9 Pot  
 GH 14 - 18 / GS 14 - 20  
 Dark Purple-Magenta Finely-Curved Leaves



**Montauk Daisy**  
 #9 Pot / #12 TP  
 GH 18 - 36 / GS 18 - 36  
 DR / DT / BF  
 3 inch White Daisy Flower w/ Greenish-  
 Yellow Eye Hardy Zones 5 - 9



**Ornamental Millet**  
**Jade Princess**  
 #9 Pot  
 GH 36 - 48 / GS 18 - 24  
 F / DR  
 Lime Green Leaves that contrast with Dark  
 Brown Plumes



**Ornamental Millet**  
**Purple Baron**  
 #9 Pot / #14 TP  
 GH 30 - 40 / GS 10 - 14  
 DR  
 Leaves start Green darkening to Purple as  
 plant matures topped w/ 12-14 inch Plumes



**Ornamental Pepper**  
**Chilly Chili**  
 #6 Pot / #9 Pot  
 GH 9 - 10 / GS 13 - 14  
 Starts Greenish Yellow, gradually changing to  
 Orange then Dark Red



**Ornamental Pepper**  
**Sangria**  
 #6 Pot / #9 Pot  
 GH 10 - 12 / GS 16 - 18  
 Starts Dark Purple changing to Bright Red as  
 they mature







# 1801 ROOT STEPPER PROGRAM

Every year, Lucas Greenhouses offers a custom grow annual program for the spring and a custom grow pansy program for the fall. These custom grown plants are grown in our 1801 Root Stepper flats which features 18 single cells per flat, with each flat measuring 20"x10"x3 5/8". The Root Stepper promotes interior root pruning in stepped levels producing quality plants. It also eliminates the mess of individual pots making for an easy clean up.

This program is ideal for the landscaper who would appreciate the guarantee of large quantities of high quality plants during their busiest seasons. Make your install schedule with confidence, knowing your plants will be delivered and ready to plant on the week you requested.

We offer a complete line of annuals in the custom grow program, including Wave Petunias, Big Begonias, Sun Patiens, and Kong Coleus. We also offer a wide range of pansies in the fall, including violas.

## *BENEFITS*

- Extensive line of annuals to choose from
- Schedule your installs with confidence
- Limited cleanup
- Just plain makes \$ense

This program is offered on a pre-book basis only. The deadline to have your orders for the following spring is December, while the deadline for fall orders is mid-June. For the spring we have seven ready weeks to choose from, starting late April and running consecutive weeks through May. In the fall, we offer four ready delivery weeks to choose from, starting late September and running consecutive weeks into October. We do request that varieties are ordered in 15 flat increments.

At times we do have some overage in the 1801's. If you are looking for a few trays or would like to just try them out, don't hesitate to call and check availability.

*Contact us for a copy of our up-to-date offering list and guidelines*





# POINSETTIAS

## *THE holiday plant*

Making up 80% of all potted plant sales during the winter holiday season, poinsettias are the big flowering hit for Christmas! In 2013 there were over 34 million poinsettias sold in the U.S. alone, which makes it still the #1 selling potted flowering plant in the country. This makes it extremely important for retailers to have a visibly distinct poinsettia that sets them apart in an ever-growing and changing poinsettia market.

At Lucas, we keep our eye on this ever-changing market by growing well over 150 different varieties in our young plant program combined with regular trials of all new introductions from the leading poinsettia breeders. This helps us to choose the varieties that will give our customers the most spectacular colors and best growth habits.

Selected for their uniqueness, vibrancy and consistency, our poinsettias will give you the edge on the competition. Careful attention is paid to light levels, calcium levels, spacing and

growth regulation to ensure proper flowering time, strong branches, full, well-balanced plants and strong root systems.

Novelties are a great way to differentiate you from the competition and add profit to your winter sales. Ruby Frost, from Syngenta Flowers, is a unique, eye-catching novelty that is great for the early season market. Red Glitter from Ecke has been steadily gaining steam thanks to its brick red bracts with bold white flecks and markings. The Winter Rose collection is also from Ecke, with their unique, incurved leaves and bracts, they give off a sophisticated look that makes them popular as centerpieces for celebrations. You should also order early the Chianti Red, which is known for its dark, wine-red color and oak leaf shaped bracts. It is always one of our first poinsettias to sell out for the season.





**Poinsettia  
Carousel™ Dark Red**  
#4.5 Pot / #6.5 Pot / #7.5 Pot  
Dark Green Leaf / Mid Season  
*Uniquely Curled/Ruffled Dark Red Bracts give the appearance of motion*



**Poinsettia  
Chianti™ Red**  
#4.5 Pot / #6.5 Pot  
Dark Green Leaf / Late Season  
*Oak Leaf Shaped Dark Red-Wine Bracts*



**Poinsettia  
Christmas Ribbons**  
#4.5 Pot / #6 Pot / #6.5 Pot /  
#7.5 Pot / #8.5 Pot / #10 Pot  
Medium Green Leaf / Early Season  
*Rich Peppermint Style Bracts*



**Poinsettia  
Cortez™ Burgundy**  
#4.5 Pot / #6.5 Pot / #7.5 Pot /  
#8.5 Pot / #10 Pot  
Dark Green Leaf / Mid Season  
*Slightly Lobed Dark Burgundy Bracts similar to Texas A&M Maroon*



**Poinsettia  
Marbella**  
#4.5 Pot / #6.5 Pot / #7.5 Pot / #8.5 Pot  
Dark Green Leaf / Early Season  
*Salmon-Pink Bracts w/ Irregular Cream Margins*



**Poinsettia  
Marblestar™**  
#6.5 Pot / #7.5 Pot / #8.5 Pot /  
#10 Pot / #10 HB  
Medium Green Leaf / Mid Season  
*Intense Salmon-Pink Bracts w/ Irregular Cream Margins*



**Poinsettia  
Maren™**  
#4.5 Pot / #6.5 Pot / #7.5 Pot / #8.5 Pot /  
#10 Pot / #10 HB / #14 TP  
Medium Green Leaf / Early-Mid Season  
*Salmon-Pink Bracts*



**Poinsettia  
Red Glitter™**  
#4.5 Pot / #6.5 Pot / #7.5 Pot /  
#8.5 Pot / #10 Pot  
Dark Green Leaf / Mid Season  
*Horizontal Bright Red Bracts w/ White Flecks & Markings*

## What are the best ways for consumers to prolong the life of their poinsettias?

- Protect them from exposure to wind or cold, as they are highly sensitive to cold temperatures. Even just a few moments of exposure to the wind and cold can cause them to wilt.
- Be sure that there are no hot or cold drafts in the place you choose to display your poinsettias.
- Place in a location that receives natural light and temperatures that stay between 60 – 70 degrees.
- Water when the soil begins to dry, keeping the soil moist, not soggy.
- Remove any wrap or pot cover when watering so extra water can drain out and not cause the plant to sit in water, which increases your plants chances of developing certain root diseases.





# POINSETTIAS



**Poinsettia Ruby Frost™**  
 #4.5 Pot / #6 Pot / #6.5 Pot / #7.5 Pot / #8.5 Pot / #10 Pot  
 Dark Green Leaf / Early-Mid Season  
 Frosted White Bracts w/ Ruby Red Veins & Rose Margins



**Poinsettia Sparkling Punch™**  
 #8.5 Pot  
 Dark Green Leaf / Early Season  
 Pale Pink Bracts w/ Glaze of White down the center



**Poinsettia Strawberries 'N Cream™**  
 #4.5 Pot / #6.5 Pot  
 Dark Green Leaf / Early Season  
 Oak Leaf Shaped Dark Pink w/ Cream Bracts



**Poinsettia Viking Cinnamon™**  
 #4.5 Pot / #6 Pot / #6.5 Pot / #7.5 Pot / #8.5 Pot / #10 Pot  
 Dark Green Leaf / Mid Season  
 Unique Sprinkled Apricot to Cinnamon-Pink Bracts



**Poinsettia Visions of Grandeur™**  
 #8.5 Pot / #10 Pot  
 Medium Green Leaf / Mid Season  
 Soft Shades of Peachy-Pink & Cream



**Poinsettia Whitestar™**  
 #4.5 Pot / #6 Pot / #6.5 Pot / #7.5 Pot / #8.5 Pot / #10 Pot / #10 HB / #14 TP  
 Medium Green Leaf / Early-Mid Season  
 Elegant Creamy White Bracts



**Poinsettia Winter Rose™ Early Red**  
 #4.5 Pot / #6.5 Pot / #7.5 Pot  
 Dark Green Leaf / Early Season  
 Resembles a traditional Christmas Rose w/ unique incurved (almost dbl flowered) Dark Red Bracts



**Poinsettia Winter Rose™ White**  
 #4.5 Pot / #6.5 Pot  
 Dark Green Leaf / Late Season  
 Resembles a traditional Christmas Rose w/ unique incurved (almost dbl flowered) White Bracts

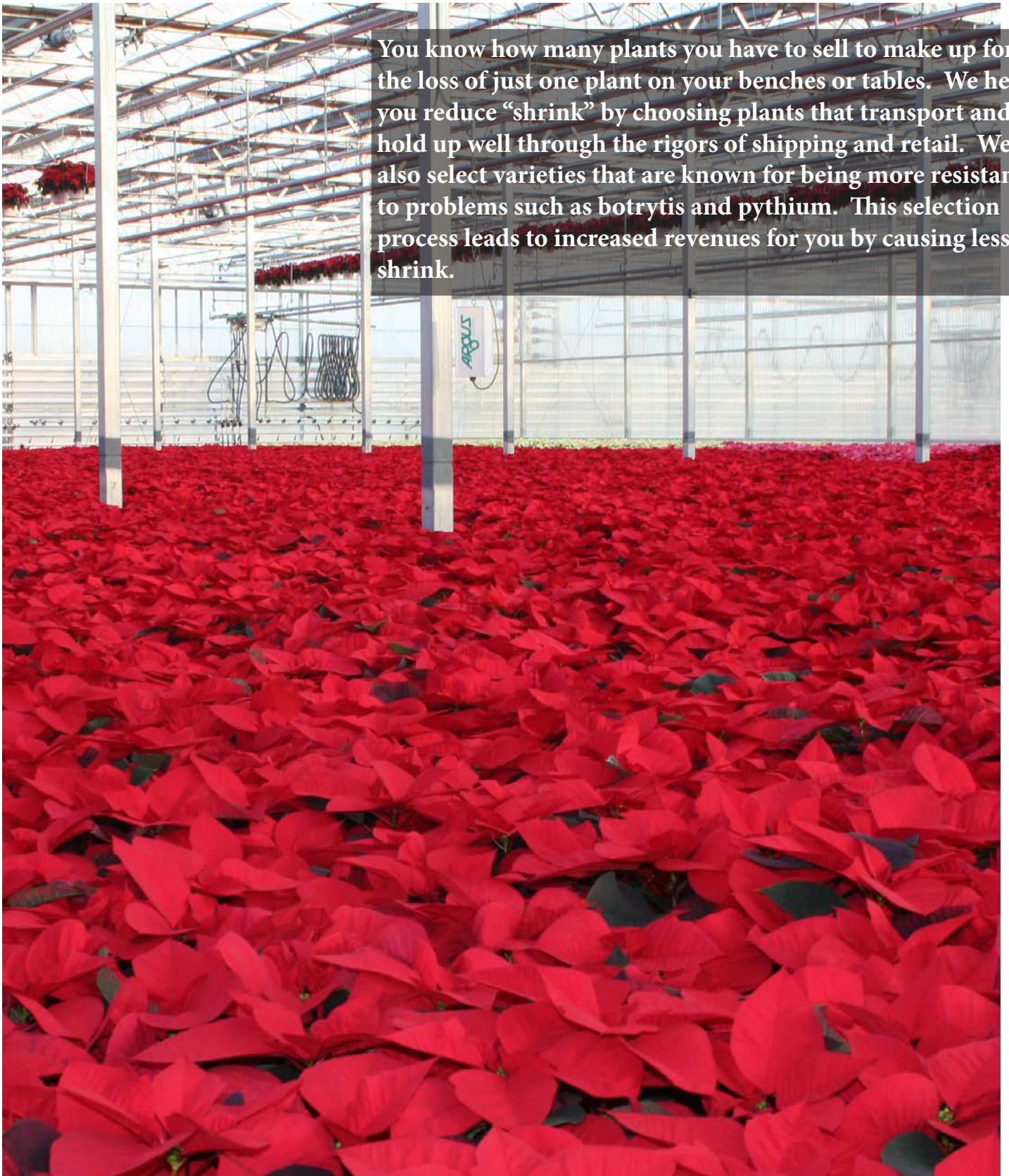
## POINSETTIA POT SIZE, PLANTS PER POT, BLOOMS, & APPROXIMATE FINISH SIZE

	<b>#4.5 Pot</b>	<b>#6.5 Pot</b>	<b>#8.5 Pot</b>	<b>#10 Hanging Basket</b>
	1 plant per pot	1 Plant Per Pot	3 Plants Per Pot	3 Plants Per Pot
	3+ Blooms	6+ Blooms	14+ Blooms	10+ Blooms
	10" x 10"	15" x 15"	25" x 26"	18" x 20"
	<b>#6 Pot</b>	<b>#7.5 Pot</b>	<b>#10 Pot</b>	<b>#14 Terra Pot</b>
	1 Plant Per Pot	2 Plants Per Pot	4 Plants Per Pot	5 Plants Per Pot
	4+ Blooms	10+ Blooms	18+ Blooms	23+ Blooms
	14" x 12"	20" x 20"	30" x 30"	36" x 36"



# YOU KNOW THE NUMBERS

You know how many plants you have to sell to make up for the loss of just one plant on your benches or tables. We help you reduce “shrink” by choosing plants that transport and hold up well through the rigors of shipping and retail. We also select varieties that are known for being more resistant to problems such as botrytis and pythium. This selection process leads to increased revenues for you by causing less shrink.







# BURPEE

## HOME GARDENS®



Burpee Home Gardens® is the branded program that comes with everything you need – including built-in demand!



**Basil Nufar**  
Lots of flavor-packed Genovese-type leaves  
Height: 24 - 30 in.



**Basil Red Rubin**  
Spicy flavor is stronger than sweet basil  
Height: 18 - 24 in.



**Basil Sweet Italian Large Leaf**  
Authentic Neapolitan type is perfect for pesto  
Height: 24 - 30 in.



**Basil Sweet Mammoth**  
Huge ruffled leaves deliver pungent flavor  
Height: 18 - 24 in.



**Basil Try Basil**  
Includes a mixture of Genovese, dark red & serrated for all your basil needs  
Height: 24 - 30 in.



**Catnip**  
Harvest all season for happy cats  
Height: 36 in.  
Zones: 3 - 9



**Chives Onion**  
Harvest this versatile kitchen herb all season  
Height: 12 - 18 in.  
Zones: 3 - 10



**Cilantro Santo**  
Fast to grow, slow to bolt. A must for Mexican dishes.  
Height: 12 - 24 in.





**Dill Fernleaf**  
The perfect patio container dill - won't topple over!  
Height: 12 - 15 in.



**Dill Regular**  
Fast growing and easy care  
Height: 36 in.



**Mint Peppermint**  
Wonderfully aromatic & fast growing  
Height: 4 - 6 in.  
Zones 3 - 10



**Oregano Greek**  
Spicier than traditional oregano  
Height: 14 - 24  
Zones: 5 - 9



**Oregano Regular**  
A standard in Italian recipes, fresh or dried.  
Height: 36  
Zones: 5 - 10



**Parsley Italian Dark Single**  
Very flavorful and attractive in garden planters  
Height: 15 - 18 in.



**Parsley Triple Curled**  
Holds well for easy harvest  
Height: 12 in.



**Rosemary**  
Great for fresh cooking & highly ornamental.  
Height: 24 in.  
Zones: 7 - 10



**Sage**  
Sturdy perennial is great fresh or dried  
Height: 24 in.  
Zones: 4 - 8



**Savory Summer**  
Prolific, peppery-tasting leaves  
Height: 12 - 24 in.



**Stevia Sweet Leaf**  
Great alternative to sugar-up to 30 x sweeter!  
Height: 18 - 30 in.

**ALSO AVAILABLE:**

**Chives Garlic**  
Thinner & flatter than traditional chives  
Height: 24 - 30 in.  
Zones: 3 - 10

**Mint Spearmint**  
Perfect for cooking & garnishes  
Height: 4 - 6 in.  
Zones 3 - 10



**Sweet Marjoram**  
Great used fresh or dried  
Height: 12 - 24 in.



**Thyme Summer**  
Easy care, high yielding and low growing  
Height: 12 - 18 in.  
Zones: 6 - 10"







# PEPPERS

Variety	Type	Days To Harvest	Color	Pepper Size (L xW)
Bananarama	Sweet Pepper	70	Yel/Orange-Red	8 x 1.25 in.
Baron	Sweet Bell Pepper	68	Green/Red	4 x 3.5 in.
Better Belle II	Sweet Bell Pepper	75	Green/Red	4 x 5 in.
Big Bertha	Sweet Bell Pepper	70 - 73	Green/Red	7 x 4 in.
Big Daddy Hybrid	Sweet Pepper	73	Green/Yellow	8-10 in. long
Burning Bush	Habanero Pepper	85	Green/Peach	3 x 1.5 in.
Cajun Belle	Sweet Bell Pepper	60	Green/Red	3 x 2
Candy Apple	Sweet Bell Pepper	71	Green/Red	5 x 4 in.
Costa Rican Sweet Hybrid	Sweet Pepper	70	Green/Red	6 x 2-3 in.
Flavorburst Hybrid	Sweet Pepper	72	Green/Yellow	5 x 4 in.
Great Stuff Hybrid	Sweet Bell Pepper	75	Green/Dk Red	7 x 5 in.
Hot Lemon	Chili Pepper	70 - 80	Green/Yellow	3-4 x .75 in.
Hungarian Yellow Wax	Hot Pepper	65 - 70	Brn Yell/Red	5.5 x 1.25 in.
Jalapeno Gigante	Jalapeno Pepper	80	Green/Red	5 x 3 in.
Pinot Noir	Sweet Bell Pepper	68	Lilac/Red	5 x 4 in.
Ristra Cayenne Hybrid	Chili Pepper	75	Lime Grn/Red	12 x 1 in.
Sweet Heat - (Boost)	Sweet Pepper	56	Green/Red	3-4 x 1-1.5 in.
Tobasco	Hot Pepper	80	Lt Yell/Green	2 x .5 in.
Zavory	Habanero Pepper	90	Green/Red	3-4 x 2 in.

Over 80% of gardeners grow their own veggies for better quality, taste and nutrition. Moreover, over 75% of gardeners know and trust the Burpee name for success. That is why we offer an extensive collection of Burpee veggies and herbs grown in the Burpee branded pot and supported by a wide array of attractive, high impact, and free POP materials to stop your customers in their tracks. From banners to bench cards, we have you covered when it comes to inspiring and informing your customers.



**Bananarama**

Big, meaty banana peppers on smaller plants. Peppers start yellow and mature to orange-red; can be picked at any time.



**Baron**

Early, prolific variety bears very sweet, thick-walled, four-lobed fruit.



**Better Belle II**

Dependable, productive hybrid variety produces high yields of thick-walled, shiny fruits.



**Big Bertha**

Dark green-leaved plants keep fruit under good cover. Produces sweet, thick-walled, 3 - 4 lobes.





**Big Daddy Hybrid**  
Produces jumbo yellow peppers that are great grilled, sauteed, stir-fried, roasted or stuffed.



**Burning Bush** 🔥🔥🔥  
Wrinkled, lantern-shaped 'Chichen Itza'-type peppers are produced on early-maturing, sturdy and productive plants. 4 flames hot!



**Cajun Belle**  
Produces 1-oz. peppers with a mildly spicy taste just right for fresh eating and salsa. Can be enjoyed green or red.



**Candy Apple**  
Sweet even when green, the large, blocky peppers are great fresh, stuffed or cooked in soup or chili. Early and prolific.



**Costa Rican Sweet Hybrid**  
Ruby red peppers are easy to grow and have more flavor than most sweet bell varieties.



**Flavorburst Hybrid**  
Easy to grow plants produce a big harvest of crisp, juicy, golden peppers with plenty of sweet flavor.



**Great Stuff Hybrid**  
Jumbo peppers are easy to grow, pest-resistant and productive all Summer long.



**Hot Lemon** 🔥🔥🔥  
As hot as any Cayenne, but with a unique flavor and aroma it is flavorful green or ripe. Use fresh in sauces or dried. 3 flames hot!



**Hungarian Yellow Wax** 🔥🔥  
Early, medium thick-walled fruit. 2 flames hot!



**Jalapeno Gigante** 🔥  
Big, delicious peppers for salsa or stuffing. Easy to grow & harvest throughout the Summer when they're green or red. 1 flame hot!



**Pinot Noir**  
Thick-walled peppers are very sweet and firm. Widely adaptable plants set fruit from cool to hot, humid conditions.



**Ristra Cayenne Hybrid** 🔥🔥  
Very hot, tapered fruit with a twisted shape is thin-walled and two-celled. 2 flames hot!



**Sweet Heat - (Boost)**  
Sweet-to-spicy variety can produce 65% higher vitamin C content than the average garden pepper on compact, bushy plants.



**Tobasco** 🔥🔥🔥  
Green-leaf strain is best for the South/East. 3 flames hot!



**Zavory** 🔥  
All the taste of a Habanero without the searing heat. Yields large numbers of shiny red peppers in late Summer. 1 flames hot!





# TOMATO



Variety	Type	Days to Harvest	Size/Weight	Ind/Det	Disease Tol
Better Boy	Slicer	70 to 75	16 oz.	Ind	VFN
Big Beef	Beefsteak	73	10 - 12 oz.	Ind	VF1&2NT
Brandy Boy Hybrid	Beefsteak	78	7 - 10 oz.	Ind	VFNT
Brandywine Red	Heirloom	75 - 80	10 - 16 oz.	Ind	
Burpee's Big Boy	Slicer	78	8 - 9 oz.	Ind	
Cherry Punch (Boost)	Small-Fruited	48	0.4 oz.	Ind	
Early Girl	Slicer	59	4 - 5 oz.	Ind	VF1&2
Fourth of July	Slicer	49	4 oz.	Ind	
Fresh Salsa Hybrid	Paste & Saladette	65 - 75	4 oz.	Det	VF1&2N
Homeslice	Slicer	63	5 - 6 oz.	Det	VF
Lemon Boy	Slicer	72	7 oz.	Ind	VFN
Rutgers Select	Heirloom	82	5 oz.	Det	VF
Steak Sandwich Hybrid	Slicer	70	10 oz.	Ind	
Supersteak Hybrid	Beefsteak	80	14 oz - 2 lbs.	Ind	VFN
Sweet Seedless Hybrid	Slicer	70	4 - 8 oz.	Ind	VFNT
Black Pearl Hybrid	Small-Fruited	67	0.5 - 1 oz.	Ind	VF1&2
Red Grape	Small-Fruited	75	1.25 in.	Ind	
Sweet 100	Small-Fruited	70	1 in.	Ind	
Big Mama Hybrid	Paste & Saladette	80	4-6 oz.	Ind	



**Better Boy**  
Very popular all-around hybrid has high yields of smooth fruit with excellent flavor.



**Big Beef**  
Beefmaster type with twice the yields. Resists Alternaria and Stemphylium.



**Brandy Boy Hybrid**  
The taste & thin skin of an heirloom w/o typical heirloom drawbacks. Produces loads of pink fruits. Resists Alternaria Stem Canker.



**Brandywine Red**  
Flat, globe-type tomatoes have reddish-pink skin and very tasty red flesh. Higher yielding in cooler weather.



**Burpee's Big Boy**  
Vigorous, heavy-foliaged plants. Resistant to Alternaria.



**Cherry Punch (Boost)**  
Tiny red tomatoes deliver high, early yields with 30% more vitamin C and 40% more lycopene than the average garden tomato.



**Early Girl**  
Early slicing variety produces all Summer.



**Fourth of July**  
One of the earliest producing varieties available, yielding small, luscious fruits until late Summer early Fall.





**Fresh Salsa Hybrid**  
Plum-shaped, dripless and all-meat, perfect for bruschetta and light sauces.



**Homeslice**  
Round red slicer has true tomato flavor. Early, very productive variety makes small plants that fit into containers & small gardens.



**Lemon Boy**  
Unique, lemon yellow skin. Resists Leaf Mold, Alternaria Stem Canker.



**Rutgers Select**  
Mid-size plants.



**Steak Sandwich Hybrid**  
Compact, vigorous plants yield dozens of large fruits at a time. Harvest Summer through Fall.



**Supersteak Hybrid**  
A favorite among home gardeners! Smooth skin and meaty texture make it perfect for sandwiches.



**Sweet Seedless Hybrid**  
The 1st seedless tomato is a perfect balance of flavor & sweetness, meat & gel, firmness & juiciness. Round, medium, deep red fruits.



**Black Pearl Hybrid**  
Large, sprawling plants bear big clusters of deep purple cherry tomatoes.



**Red Grape**  
Long clusters of 20 or more bright red baby grape tomatoes that are 1.25 x 0.75 in. Crack resistant. Tolerant of Late Blight, Leaf Spot Virus.



**Sweet 100**  
Bears 100 or more sweet, 1 in. fruit smaller than cherry tomatoes in clusters on long branches. Resists Alternaria & cracking.



**Big Mama Hybrid**  
Meaty, 5 x 3 in. wide plum-shaped tomatoes are easy to peel & core, ideal for sauces & soups.







**Cucumber - Burpee Hybrid II**  
Slicing  
Days to Harvest: 55  
Cool, crisp flesh with great flavor.  
Early and Prolific.



**Cucumber - Bush Champion**  
Slicing  
Days to Harvest: 55  
Huge cukes on space-saving plants



**Cucumber - Gold Standard (Boost)**  
Slicing  
Days to Harvest: 49  
Up to 5x the beta-carotene!



**Cucumber - Homemade Pickles**  
Pickling  
Days to Harvest: 55  
Perfect for small gardens, planters.



**Eggplant - Early Midnight**  
Days to Harvest: 55  
Plump, dark-skinned, and gorgeous, this early arriver excels in every way.



**Eggplant - White Star Hybrid**  
Days to Harvest: 65  
Harvest these unique eggplants small or big!



**Melon - Ambrosia**  
Days to Harvest: 86  
Exotic hybrid is sweet & juicy. Needs trellis or support.



**Melon - Twice as Nice**  
Days to Harvest: 78  
Early canary-type has strong, pleasing aroma.



**Okra - Clemson Spineless**  
Days to Harvest: 56  
Painless picking and full flavor!

Burpeehomegardens.com © 2012 Ball  
Horticultural Company 13070  
™ denotes a trademark of and \* denotes a registered trade mark of Ball Horticultural Company in the U.S.  
It may also be registered in other countries. BURPEE HOME GARDENS is a trademark of W. Altee Burpee Co.





**Squash - Burpee's Bush Table Queen**  
 Days to Harvest: 80  
 Bush plants are perfect for small spaces.



**Squash - Burpee's Butterbush**  
 Days to Harvest: 75  
 Space-saver in the garden.



**Squash - Burpee Golden**  
 Days to Harvest: 54  
 Early, mid-size fruit is good fresh, cooked and frozen.



**Squash - Burpee Hybrid**  
 Days to Harvest: 50  
 Top-seller for 40+ years! Vigorous, early and high yielding.



**Squash - Limelight**  
 Days to Harvest: 50  
 Cool color... light refreshing flavor.




**Squash - Pic-N-Pic Hybrid Crookneck**  
 Days to Harvest: 30  
 Loads of early fruit from a space-saving plant



**Watermelon - Crimson Sweet**  
 Days to Harvest: 85  
 Traditional big, round melons on 10 ft. vines.



**Watermelon - Sugar Baby**  
 Days to Harvest: 80  
 Incredibly sweet, 6 - 10 lb. fruit. Fits small gardens & refrigerators!



82%

of gardeners grow their own veggies for better quality, taste and nutrition.

77%

of gardeners know and trust Burpee for garden success.

*“Over the past 8-10 years I have had the chance to travel the world and meet a lot of operations. I do not believe that there is a more honest and straightforward operation than Lucas Greenhouses anywhere. That is as much a testimony to who they are as to what they execute.”*

– Lancaster, PA



# ROOTED CUTTINGS



Lucas Greenhouses is a top notch growing facility. With over 18 years of rooting experience, we have produced 200 million rooted cuttings and 50 million geranium liners. Our facility features grow lights, heated and flood floors, a computer controlled environment, natural ventilation and ozone water treatments.

We offer a full spectrum of Syngenta bred geraniums, New Guinea impatiens, GoldFisch vegetative plants, Kwik Kombo combination liners, along with other select vegetative material. We can also supply you with a full line of rooted garden mums and poinsettia liners. The poinsettias are grown in the Oasis Wedge 10 Strip to advocate uniform plant development and to provide safe protection during shipping and handling.

Committed to giving our customers the very best, the genetics offered in our young plant programs have been chosen with you, our customer, in mind. Check with your favorite broker or our website for a full listing of our offerings. You are sure to find tried and true choices to go along with many of the industry's top introductions.

All Lucas Young Plant Orders must be placed through our extensive broker network. For a list of brokers, please contact us or visit [www.lucasgreenhouses.com](http://www.lucasgreenhouses.com).







*Rooted Cutting*



*Prefinish*



*Finished*



# PREFINISHED PROGRAM

*jump start your spring*

Let us handle the early challenges of a crop while you save money, time, space and turn your greenhouse faster! Grown right, in proven media, with proper nutrition and treatments, our spring prefinished program will put you on the fast track toward a successful spring. Our goal is to make this program as easy as possible for our customers, therefore all sizes and varieties are approximately four to six weeks from finish (depending on pot size, growing conditions and desired finished size).



For our spring prefinish program, we offer four different shipping weeks, typically starting in mid-March and running every two weeks, closing out near the end of April. You will receive a complete set of crop notes with every shipment, detailing how your crop has been handled and what chemical treatments have already been applied to your plants.

Shipping out typically near the end of September, our prefinished poinsettia program is another great way for you to cut costs and reduce headaches. All the main sizes are offered in this program including #4.5, #6.5, #7.5, #8.5, and #10 pots, plus #10 hanging baskets.



Our prefinished poinsettias come with Safari pre-applied for whitefly control and a complete set of crop notes will accompany the delivery so you know exactly where your crop stands. All #6.5, #7.5, #8.5, and #10 pot poinsettia come with plant support rings to help avoid stem breakage issues.

All of our prefinished spring and poinsettia sales must go through the broker network, so contact your favorite broker today for a full list of varieties offered and ordering information. For more information visit us online at [www.lucasgreenhouses.com](http://www.lucasgreenhouses.com) or call us at 856-881-0234.





# TRIAL GARDEN

*get your sneak peak*

Over the years, Lucas Greenhouses has become the industry's east coast trial destination. This gives us the distinct advantage of being able to check out the new varieties before they hit the market.

Starting in July and running through September you can view over 2,000 large pots of vegetative annuals on display in our nearly 4 acre trial area. Or you can visit us in late September to view our mum and aster trial which features over 6,000 pots.



**Benefits:**

- *Evaluate New varieties & Introductions*
- *Observe growth habits and performance*
- *Receive cultural information and grower advice on open house dates*
- *Get new ideas for plantings*



Also, we have found our in-ground trial areas extremely helpful for our landscape customers. Each year we continue to expand these beds, giving you more ideas for future plantings.

If you would like to view the trials, please call ahead to make an appointment. This way we can have someone available to show you through the trials.



## Finished Plants Orders

You can place your orders directly with Lucas Greenhouses by faxing your order to (856)881-2502 or emailing your orders to [sales@lucasgreenhouses.com](mailto:sales@lucasgreenhouses.com). You can also call in to place your order with a member of our knowledgeable staff at (865)881-0234. When faxing or emailing, please be sure to include the following information:

- *Shipping Address*
- *Phone Number*
- *Billing Address*
- *Requested Ship Date*
- *Contact Name*
- *Notate Ship Method (Grower Truck or CPU)*

We strive to fill every order in its entirety. However, due to the nature of our industry, if the product on order becomes unavailable we will substitute the closest item, unless otherwise noted on your order.

Keep in mind that Lucas Greenhouses is a “wholesale only” greenhouse. In order to establish an account with Lucas Greenhouses you must have a state TIN or EO and be one or more of the following:

- *Garden Center or Greenhouse*
- *School*
- *Organization*
- *Landscaper*
- *Florist or Flower Shop*
- *Church*
- *Farm Market*
- *Re-Wholesaler*



## Young Plants Orders

Any Young Plant or Prefinished orders that you would like to place with Lucas must go through the broker network. Check out our website for a complete list of brokers that we work with. All finished sales should be placed directly with Lucas Greenhouses.

## Customer Pick Up

Customer Pick-ups are always welcome at Lucas Greenhouses, and there are no minimums on orders placed for pick-up. With a twenty bay loading dock and fully staffed shipping department, we are prepared to handle vehicles of all sizes. You **MUST** call your order in before you pick-up. No Exceptions. You may call ahead and setup a time to view the plants, but no orders can be pulled on demand. We request that orders be placed a minimum of 24 hours in advance.

## Availability

Every Friday night we release our availability listings for the upcoming week. You can obtain our availability by fax, email or online at [www.lucasgreenhouses.com](http://www.lucasgreenhouses.com). Our online availability is updated on a daily basis during peak seasons. You can find our current availability login at the bottom of our homepage or under availability on the garden center and landscaper page. If you do not have login information yet, call us at 856-881-0234 or email [sales@lucasgreenhouses.com](mailto:sales@lucasgreenhouses.com) and we will set it up for you. It is highly recommended that the most up-to-date availability is downloaded before placing your order. Our availability can change rapidly during the course of a shipping week.

## Hours

Our typical hours of operation are 7:00 AM – 5:00 PM Monday – Friday. All Customer Pickups must be placed at least 24 hours in advance.



## Customer Service

At Lucas Greenhouses we are committed to providing remarkable customer service to go along with the highest quality plants on the market. No matter the size of your company or order, our unique approach is to treat each customer and order with the personal attention they need. We are a customer-driven greenhouse. We find great pride in forming trusted partnerships with our customers and helping them grow and achieve the success they desire.

Feel free to call, email or visit us anytime. If visiting, give us a call ahead of time, so we can be sure to have someone available to show you around.



## CONTACT US

**Owner – George Lucas**

glucas@lucasgreenhouses.com

Ext. 16

**Owner & Accounts Payable – Louise Lucas**

llucas@lucasgreenhouses.com

Ext. 20

**Head Grower & Technical Support – Joe Moore**

jmoore@lucasgreenhouses.com

Ext. 13

**Shipping Coordinator – Tim Priore**

tpriore@lucasgreenhouses.com

Ext. 15

**Sales/Marketing/Inventory Control – Tim Moore**

tmoore@lucasgreenhouses.com

Ext. 14

**Receptionist/Order Entry – Emily Moore**

emoore@lucasgreenhouses.com

Ext. 10

**Sales/Marketing - Danielle Fleming**

dfleming@lucasgreenhouses.com

Ext. 17

**Lead Grower Finished Plants – Jay Szymanski**

jasons@lucasgreenhouses.com

**Accounts Receivable – Becky Stimpson**

bstimpson@lucasgreenhouses.com

Ext. 22

**IT Administration – Steve Mecke**

smecke@lucasgreenhouses.com

Ext. 24

**Young Plant Manager – Den Lehman**

303-517-0655

dlehman@lucasgreenhouses.com

**Customer Service/Young Plants – Lori Fletcher**

lfletcher@lucasgreenhouses.com

Ext. 11

**Lead Grower Young Plants – Tom Gunther**

tgunther@lucasgreenhouses.com

**Orders/General Questions**

sales@lucasgreenhouses.com





The Lucas Greenhouse shipping team works hard to accommodate your delivery requests and needs. With a fleet of 7 tractor-trailers and 18 straight trucks, they are ready to deliver what you need, when you need it. All of our trucks are equipped with lift gates and all of your plants are shipped on our convenient-to-unload carts, making for a fast and efficient delivery. We also ship our product with protective curtains on each side; this helps insure a safe trip for your product. Both local and long-distance delivery is available. Minimum orders and delivery charges apply to every order.

With our 20 bay loading dock and fully staffed shipping department, we are prepared to handle vehicles of all sizes quickly. If you would like to schedule your order to be a CPU, indicate that when placing your order.

Typically, our shipping week is Monday – Friday, with an option of Saturday deliveries during peak times. Your flexibility on receiving is key to the speed in which you will receive your orders. Each delivery situation will be dealt with on a case-by-case basis, using the minimum order guidelines outlined below. If you have an order that does not meet our minimum for your zone, we will work to try to match your order up with similar orders in your area.

*Mileage for freight is determined from Monroeville, NJ using Map Quest. Freight Prices are subject to change.*



**Our Straight Trucks Hold 20 Carts.  
Our Trailers Hold 40 Carts.**

### Benefits

- All trucks equipped with lift gates
- Your product will be on convenient to unload carts
- Professional drivers
- Large fleet available for both local and long-distance deliveries
- Fast, flexible shipping schedule
- Low minimums

2015 Freight Chart		
Distance	Minimum	Delivery
1-25 miles	\$500.00	\$30.00
26-50 miles	\$750.00	\$40.00
51-100 miles	\$1,000.00	\$60.00
101-150 miles	\$1,250.00	\$100.00
151-200 miles	\$1,500.00	\$175.00
201-250 miles	\$2,000.00	\$250.00
251-300 miles	Full Truck	\$325.00
301-350 miles	Full Truck	\$400.00
351-400 miles	Full Truck	\$475.00

*This chart applies to finished deliveries for 2015 and is subject to change. We are always expanding our delivery area. Please call about minimums for deliveries of greater distances.*



## Directions to Lucas Greenhouses

### From the East

Take Route 40 West to Pole Tavern Circle to Route 77 North. At Glassboro Road (Route 619), make a Right. Lucas Greenhouses will be approximately 3 miles on the left.

### From the West

Commodore Barry Bridge to Route 322 East. Follow Route 322 East approximately 9 miles to Mullica Hill. Make a right onto Route 45 South. Stay straight on Route 77 South to the first four-way stop. Make a left onto Route 538. At the 2nd intersection (a four-way stop) turn Right at the light onto Whig Lane (Route 619). Lucas Greenhouses is approximately ¼ mile on the Right.

### From the North

Take Interstate 295 South to Exit 26 for Route 42 South to Route 55 South. Take Exit 48 (Ellis Mill Road) and turn right towards Ferrell. Go approximately 1 ½ miles to 2nd intersection and make a left onto Richwood Road (Route 609). Go approximately 1 ½ miles to 2nd intersection and make a Right onto Whig Lane (Route 619). Lucas Greenhouses is approximately ¾ mile on the right.

### From the South

Delaware Memorial Bridge to Route 40 East to Pole Tavern Circle. Take route 77 North to first blinking light and turn Right onto Glassboro Road (Route 619). Lucas Greenhouses will be approximately 3 miles on the left.



*“Every driver is exceptional. They always help to load and unload. We never had to wait for anything. We always received product when we wanted it.”*

*-Southampton, NJ*



# POTS & BASKETS



#4.5 Pots

#6 Pot

#6 Trixi Pot



#8, #10, #12 Hanging Baskets

#11 Hanging Basket

#9 Pink Wave Pot



#8, #12, #14 Terra Pots

#9 Pot



#16 Oval



#14 Moss Baskets



#8 Square Pot



1801 Root Stepper Tray



#13.5 Hex Pot



306 Handle Pack



#12 Bowl






We at Lucas Greenhouses are committed to providing you with the highest quality plants on the market supported by remarkable customer service. No matter the size of your company or order, our unique approach is to treat each customer and order with the personal attention the need. We are a customer-driven greenhouse, and we find great pride in partnering with our customers and helping them grow and achieve the success they desire.

If you have any questions about any of our products we encourage you to call our customer support staff.

Customer Support Line: 1-856-881-0234  
Email: [sales@lucasgreenhouses.com](mailto:sales@lucasgreenhouses.com)







CALL 1-856-881-0234 | [www.LUCASGREENHOUSES.com](http://www.LUCASGREENHOUSES.com)  
EXCELLENCE IS OUR STANDARD | growing since 1978